

Texas Local Government Code Section 102.005 Notice
\$0.38723

This Budget will raise more total property taxes than last year's budget by \$3,654,631 or 5.43%, and of that amount \$1,279,505 is tax revenue to be raised from new property added to the tax roll this year.



**CITY OF AMARILLO, TEXAS
PROPOSED 2024/2025 BUDGET**

TABLE OF CONTENTS

	DEPT. NO.	PAGE NO
CITY MANAGER BUDGET MESSAGE		
2024/2025 Proposed Budget Transmittal Letter.....		i
FUND OVERVIEW		
General Fund – Cash Flow, Revenue and Summary of Expenditures		1
Water and Sewer Fund – Cash Flow, Revenue and Summary of Expenditures		20
Airport Fund – Cash Flow, Revenue and Summary of Expenditures		27
Drainage Fund – Cash Flow, Revenue and Summary of Expenditures		35
Fleet Services Fund – Cash Flow, Revenue and Summary of Expenditures		39
Information Technology Fund – Cash Flow, Revenue and Summary of Expenditures		46
Risk Management Fund – Cash Flow, Revenue and Summary of Expenditures		53
Employee Insurance Fund – Cash Flow, Revenue and Summary of Expenditures		57
Special Revenue Fund – Cash Flow, Revenue and Summary of Expenditures		62
PUBLIC SAFETY		
Police	1610-1680,22150-22160,2610,2620,26610	121
City Marshal	1690	147
Fire	1910,1940	154
Animal Management & Welfare	1710	171
Amarillo Emergency Communications Center (AECC)	1270	181
Emergency Management Services	1232,2400,2430,26710	189
Municipal Court	1305, 1306, 20800	202
Judicial	1040,20910	213
ADMINISTRATION		
Mayor & City Council	1011	222
City Manager	1020,1030	226
Engagement and Innovation	1023	232
City Attorney (Legal)	1210	239
City Secretary	1220	245
SUPPORT SERVICES		
Facilities	1251-1253	252
Finance	1315	262
Purchasing	1325	273
Central Stores	1345	278
General Fund Transfers	1350	284
Fleet Services	61110-61120	289
Information Technology	6200	299
Human Resources	1110	323
Risk Management (Self-Insurance)	1120,6300	329

**CITY OF AMARILLO, TEXAS
PROPOSED 2024/2025 BUDGET**

TABLE OF CONTENTS

	DEPT. NO.	PAGE NO
Benefits (Employee Insurance)	1340,6400,6500	346
 LEISURE SERVICES		
Civic Center	1241-1249	359
Library	1260	375
Golf Courses	1811	383
Parks and Recreation - Administration	1820	389
Parks and Recreation - Tennis	1830	397
Parks and Recreation - Aquatics	1840	403
Parks and Recreation - Recreation Services (Programs)	1850	408
Parks and Recreation - Warford Activity Center	1855	415
Parks and Recreation - Parks Maintenance	1861	421
Parks and Recreation - Zoo	1862-1863	426
Parks and Recreation - Athletics	1870-1877	432
Parks and Recreation - Senior Services	1880	443
 TRANSPORTATION		
Transit	1761-1764	451
Street	1420	469
Traffic	1731,24250	477
Airport	26630,5400	489
 UTILITY SERVICES		
Utility Billing	52100	511
Director of Utilities	52110,52120-52123	520
Water Production	52200-52220	530
Water Distribution	52230	542
Wastewater Collection	52240	549
Wastewater Treatment	52260-52270	555
Laboratory Administration	52281	564
Solid Waste Collection	1431	573
Solid Waste Disposal	1432	581
Drainage Utility	56100-56200	587
 DEVELOPMENT SERVICES		
Public Works	1410	599
Capital Projects & Development Engineering (CP&DE)	1415,52115	603
Planning & Development Services	1720,24200	613
Building Safety	1740	623
Environmental Health	1750	631

**CITY OF AMARILLO, TEXAS
PROPOSED 2024/2025 BUDGET**

TABLE OF CONTENTS

	DEPT. NO.	PAGE NO
HEALTH AND HUMAN SERVICES		
Vital Statistics	1335	644
Community Development	2010-2040,2065,2070,2075,2300	650
Public Health	25011-25045	716
Women, Infants, and Children (WIC)	25311-25323	767
PUBLIC IMPROVEMENT DISTRICTS		
Public Improvement Districts Narrative		792
Greenways Public Improvement District Budget	2700	796
Pinnacle Public Improvement District Budget	2705	798
Heritage Hills Public Improvement District Budget	2710	799
Colonies Public Improvement District Budget	2730	801
Tutbury Public Improvement District Budget	2740	803
Point West Public Improvement District Budget	2750	804
Quail Creek Public Improvement District Budget	2760	805
Vineyards Public Improvement District Budget	2770	806
Town Square Public Improvement District Budget	2790	807
DEBT SERVICE		
Compensated Absences Fund – Cash Flow, Revenue and Summary of Expenditures		809
Statement of Bonded Indebtedness		811
Property Tax Supported Debt		813
Special Assessments and Other Revenue Supported Debt		814
Hotel Occupancy Tax Supported Debt		815
CAPITAL IMPROVEMENT PROGRAM		
2024/2025 Recommended Capital Improvements		819
APPENDIX		
Comparison of Actual Staffing for the Fiscal Year 2021/2022 to current 2022/2023 Budget and to proposed Staffing in the recommended Budget for Fiscal Year 2023/2024		826





September 9, 2024

Honorable Mayor Cole Stanley and Members of Amarillo City Council
601 S. Buchanan Street
Amarillo, TX 79101

Dear Mayor Stanley and Members of the City Council:

Transmitted herewith is the City of Amarillo Annual Budget for Fiscal Year 2024/2025 (Budget). The Budget is balanced in accordance with the Amarillo City Charter and laws of the State of Texas.

The final proposed Budget totals approximately \$499.3 million, with \$358.3 million approved for operation and maintenance functions, \$81.4 million in capital, and \$59.6 million for required debt service payments. The annual Budget is the most important policy document for consideration by the Council. It identifies required funding to deliver more than 250 programs and services to the citizens of Amarillo.

The 2024/2025 Budget is presented to Council as a program-based budget, i.e., the various programs offered by City departments are presented with program descriptions and performance measures to define the level and quality of services delivered to Amarillo citizens. The Budget represents maintenance of current service levels for the more than 250 programs funded by the City. All programs have a demonstrated connection to the City Council pillars.

The City has continued to experience economic growth in most areas; however, rising costs in several vital areas including commodities, materials, supplies, construction, and attracting and retaining personnel have placed continued challenges on the budget process. Key areas of focus in the 2024/2025 Budget include addressing increased funding for public safety, aging infrastructure throughout City operations, and rising costs in most operational areas.

The Budget reflects revenues in line with current trends, with slight increases, and rate increases in certain areas to support the rising costs of doing business and aging infrastructure. On the expenditure side, the Budget includes enhancements that focus on funding for public safety, critical capital projects, and amounts to cover increased costs of doing business. Details of the consolidated budget are as follows.

CONSOLIDATED BUDGET

The 2024/2025 Budget is \$499.3 million, which is a decrease of (6.0)%, or \$(31.7) million, as compared to our 2023/2024 Budget of \$531.0 million.

The areas of specific increase/decrease in the Budget are:

Budget Category	FY 2023/2024	FY 2024/2025	% Change
General Fund Operating	\$ 250,646,088	\$ 277,684,716	10.8%
Water & Sewer Operating	69,664,081	75,993,765	9.1%
Capital Improvement Projects	135,490,421	81,447,031	(39.9%)
Special Revenue Operating	35,972,058	31,723,457	(11.8%)
Fleet Services Operating	14,003,290	17,533,346	25.2%
Insurance Operating	39,440,725	47,824,020	21.3%
Debt Service	59,194,165	59,560,231	0.6%
Airport Operating	15,804,323	15,903,092	0.6%
Drainage Utility Operating	3,932,325	4,966,821	26.3%
Information Technology Operating	9,416,730	9,411,496	(0.1%)
Capital Improvement Transfers	3,724,936	6,433,877	72.7%
LESS: Interfund Transfers	(106,245,847)	(129,170,354)	21.6%
TOTAL BUDGET	\$ 531,043,295	\$ 499,311,498	(6.0%)

CONSOLIDATED BUDGET – proposed budget filed 9/9/2024 as compared to the original proposed budget filed 7/29/2024

Budget Category - Expenses	FY 2024/2025 Proposed 7/29/2024	FY 2024/2025 Proposed 9/9/2024	Difference FY 2024/2025 Proposed Budgets	Notes
General Fund Operating	\$ 266,164,679	\$ 277,684,716	\$ 11,520,037	A
Water & Sewer Operating	73,299,392	75,993,765	2,694,373	B
Capital Improvement Projects	43,950,650	81,447,031	37,496,381	C
Special Revenue Operating	31,571,045	31,723,457	152,412	D
Fleet Services Operating	15,033,346	17,533,346	2,500,000	E
Insurance Operating	43,574,020	47,824,020	4,250,000	F
Debt Service	59,155,653	59,560,231	404,578	G
Airport Operating	15,903,092	15,903,092	—	
Drainage Utility Operating	3,666,821	4,966,821	1,300,000	H
Information Technology Operating	9,411,496	9,411,496	—	
Capital Improvement Transfers	6,308,699	6,433,877	125,178	I
LESS: Interfund Transfers	(109,504,560)	(129,170,354)	(19,665,794)	J
TOTAL BUDGET	\$ 458,534,333	\$ 499,311,498	\$ 40,777,165	

NOTES: Changes from FY2024/2025 Proposed Budget-7/29/2024 to Proposed Budget-9/9/2024

A - General Fund Operating Changes

Corrected Environmental Health Positions by Adding One Full-time Position	\$	60,421
Decreased Contract Jailer Expense in Police Professional Department		(200,000)
Corrected Police Professional Positions by Adding Two Full-time and Two Part-time Positions		104,500
Corrected Positions for CP&DE by Adding One Full-time Position		28,387
Decreased the Public Work Department Professional account		(98,730)
Transfer to Street Improvement Fund for Additional CIP		2,510,000
Removed one Telecommunication Shift Supervisor from AECC Department		(96,680)
Added One Intelligence Liaison Position to Emergency Management Department		150,000
Decreased Legal Department Professional Account		(523,330)

Police and Fire Raises	8,800,000
4% Raises for Civilians	2,500,000
Increased Funding for Texas Municipal Retirement System 50% COLA	1,900,000
Reduction of Funding for Annual Leave Buyback	(500,000)
Police Funding to The Bridge	50,000
Funding for July 4th Event	125,000
Public Health Funding for Women's Clinic	1,000,000
Loan for Community Development Offices at Homeless Day Center	421,000
Unfunded 17 Unfilled Positions	(1,310,300)
Additional Funding for Fire Paramedic Training	500,000
Addition of 3 New Firefighters for Staffing Model	218,690
Additional Funding for Fire Station #14 CIP	4,930,000
Additional Internal Audit Position in Finance Department	80,000
Meet and Confer Incentives	307,000
Potter County Land Swap CIP Funding	182,141
Reduction in Police Locker CIP	(468,000)
Moved Digital Navigator Positions from Library to Special Revenue Fund	(277,365)
Increased Funding for Parks CIP	500,000
Changes to Council Ongoing Working Budget	(9,809,000)
Changes to Council One-time Working Budget	200,000
Other Net Changes	236,303
	<u>\$ 11,520,037</u>

B - Water & Sewer Operating Changes

Other Net Changes	\$ (105,627)
Transfer Unrestricted Interest Income to General Fund	2,800,000
	<u>\$ 2,694,373</u>

C - Capital Improvement Projects Changes

Correction to Airport CIP	\$ 6,442,200
Reduction of Fleet CIP for Savings from Leasing/Debt Model	(2,500,000)
Street Bond Funded CIP	19,775,000
Water and Sewer Bond CIP for Line Extension	6,000,000
Additional Funding for Fire Station #14 CIP	4,930,000
Reduction to Police Locker CIP	(468,000)
Additional Funding for Parks CIP	500,000
July 4th Event CIP	125,000
Potter County Land Swap CIP	182,181
Additional Funding for Streets CIP	2,510,000
	<u>\$ 37,496,381</u>

D - Special Revenue Operating Changes

Moved Digital Navigator Positions from Library to COVID-19 Special Revenue Fund	\$ 277,365
Other Net Changes	(124,953)
	<u>\$ 152,412</u>

E - Fleet Services Operating Changes	
Transfer Savings to General Fund from Implementation of Leasing/Debt Model	\$ 2,500,000
	<u>\$ 2,500,000</u>
F - Insurance Operating Changes	
Transfer Excess Health Plan Fund Reserves to General Fund	\$ 1,500,000
Transfer Excess Risk Management Fund Reserves to General Fund	2,000,000
Transfer Anticipated Pharmacy Plan Savings to General Fund	<u>750,000</u>
	<u>\$ 4,250,000</u>
G - Debt Service Change	
Water and Sewer Debt Service for Water Line Extension CIP	\$ 404,578
	<u>\$ 404,578</u>
H - Drainage Utility Operating Changes	
Payment in lieu of Property Tax, Franchise Fees, and Transfer of Unrestricted Interest Income to General Fund	\$ 1,300,000
	<u>\$ 1,300,000</u>
I - Capital Improvement Transfers Changes	
Transfer Funding for Retail Finish-out CIP No Longer Needed to General Fund	\$ 925,178
Reduction of General Construction Fund Transfer of Unrestricted Interest Income to General Fund	<u>(800,000)</u>
	<u>\$ 125,178</u>
J - Interfund Transfers Changes	
Transfer Fleet Savings to General Fund from Implementation of Leasing/Debt Model	\$ (2,500,000)
Transfer Excess Health Plan Fund Reserves to General Fund	(1,500,000)
Transfer Excess Risk Management Fund Reserves to General Fund	(2,000,000)
Transfer Anticipated Pharmacy Plan Savings from Health Plan Fund to General Fund	(750,000)
Transfer General Fund Funding to Street Improvement Fund for Additional CIP	(2,510,000)
Changes to Transfer from General Fund to General Construction Fund for CIP	(5,269,141)
Transfer Funding to Public Health for Women's Clinic	(1,000,000)
Change in Health Insurance Funding Due to Position Changes Detailed Above	(95,960)
Payment in lieu of Property Tax, Franchise Fees, and Transfer of Unrestricted Interest Income from Drainage Fund to General Fund	(1,300,000)
Transfer Unrestricted Water and Sewer Interest Income to General Fund	(2,800,000)
Other Net Changes	<u>59,307</u>
	<u>\$ (19,665,794)</u>

Revenues

Below is listing of the various revenue changes from the original proposed budget to the final proposed budget.

NOTES: Changes from FY2024/2025 Proposed Budget-7/29/2024 to Proposed Budget-9/9/2024

General Fund Operating Revenue Changes

Property Taxes Increase for Voter Approval Tax Rate	\$ 1,000,619
Solid Waste Residential Rate Decrease	(682,912)
Solid Waste Commercial Rate Increase	1,312,912
Transfer Fleet Savings to General Fund from Implementation of Leasing/Debt Model	2,500,000
Transfer Excess Health Plan Fund Reserves to General Fund	1,500,000
Transfer Excess Risk Management Fund Reserves to General Fund	2,000,000
Transfer Anticipated Pharmacy Plan Savings from Health Plan Fund to General Fund	750,000
Payment in lieu of Property Tax, Franchise Fees, and Transfer of Unrestricted Interest Income from Drainage Fund to General Fund	1,300,000
Transfer Unrestricted Water and Sewer Interest Income to General Fund	2,800,000
Reduction to Interest Income	(1,000,000)
Reduction of General Construction Fund Transfer of Unrestricted Interest Income to General Fund	(800,000)
Transfer Funding for Retail Finish-out CIP No Longer Needed to General Fund	925,178
Amarillo Local Government Payoff of Loan for Retail Space	419,371
Other Net Changes	<u>(621,626)</u>
	<u>\$ 11,403,542</u>

Water & Sewer Operating Revenue Changes

Commercial Water Rate Increase	<u>\$ 400,000</u>
	<u>\$ 400,000</u>

Airport Operating Revenue Changes

Correction to Grant Income	<u>\$ 6,442,200</u>
	<u>\$ 6,442,200</u>

Special Revenue Operating Revenue Changes

Transfer General Fund Funding to Public Health for Women's Clinic	\$ 1,000,000
Other Net Changes	<u>(2,809)</u>
	<u>\$ 997,191</u>

Capital Improvement Projects Revenue Changes

Street Bond Proceeds	\$ 19,775,000
Transfer General Fund Funding to Street Improvement Fund for Additional CIP	2,510,000
Changes to Transfer from General Fund to General Construction Fund for CIP	5,269,141
Water & Sewer Bond Proceeds	<u>6,000,000</u>
	<u>\$ 33,554,141</u>

Municipal government is a service business and the predominant expense category in the Budget is always personnel and the associated salary and benefit expenses. Personnel costs comprise 44.7%, or \$223.3 million, of the 2024/2025 net Budget. Personnel costs in the Budget are 6.2% more than the prior year budget due to Police and Fire raises ranging from over 8% to over 19% depending on rank and civilians receiving a 2% COLA and an additional 2% for

performance pay. The Budget also includes increasing the Texas Municipal Retirement System (TMRS) contribution rate to include funding for a repeating 50% COLA for retirees.

One of the largest categories in the Budget is Capital Improvement Projects at \$81.4 million, or 16.3% of the Budget. Capital Improvement Projects reflect a (39.9)% decrease from the prior year and encompasses public safety projects including additional funding for a new fire station, several street projects, a dedicated dumpster replacement program, funding for parks and recreation assets and facilities, water and sewer system projects, drainage utility system projects, airport projects that are eligible for additional federal funding, and more. The Capital Improvement Program section provided in the budget document provides more details of the proposed projects.

Debt Service accounts for just over 11.9%, or \$59.6 million, of the net Budget. Debt service expenditures include all funds with outstanding debt. The Debt Service category includes a 0.6% decrease which is due to the debt rolling off.

Special Revenue operating costs have decreased (11.8)% due to additional grant/relief funding availability from the CARES Act and American Rescue Plan ending.

Property and Sales Taxes

Taxable property values remain strong with over an 8% increase for the 2024 tax year, when comparing 2024 certified values to the 2023 certified values. The total 2024/2025 proposed tax rate is \$0.38723 (\$0.31867 for maintenance and operations and \$0.06856 for interest and sinking) per \$100 taxable value versus the 2023/2024 rate of \$0.39195 (\$0.31444 for maintenance and operations and \$0.07751 for interest and sinking). A historical review of the rate reflects that the City Council increased the property tax rate by \$0.01 to \$0.32009 for the 2011/2012 and 2012/2013 fiscal years after three years with the same property tax rate, by \$0.02 in the 2013/2014 fiscal year, by \$0.005 in the 2014/2015 fiscal year, and by \$0.00563 to \$0.35072 for the 2015/2016 and 2016/2017 fiscal years. The rate increases associated with 2017/2018 and 2018/2019 were directly related to the debt service portion of the tax rate. City Council increased the operations and maintenance portion of the tax rate in 2019/2020 by \$0.01750 in addition to increasing the debt service portion of the tax rate. In 2020/2021, the debt service portion of the tax rate was the only portion of the tax rate increased. In 2021/2022, City Council increased the property tax rate by \$0.047 to \$0.44334 and then decreased it in 2022/2023 to \$0.40628 and again in 2023/2024 to \$0.39195 due to increased taxable values.

Sales tax is the City's largest revenue source. Amarillo has long enjoyed a history of steadily increasing sales tax, which has offset the City's low property tax rate. The City's sales tax continues to remain strong. The Budget includes sales tax at an increase of \$2.1 million over the current year original budget of \$75.9 million. The sales tax revenue budget for next year has been normalized to sales tax collection experience for the past couple of years.

Sales tax and property tax revenues make up the largest percentage of funding for General Fund operations. However, each revenue source alone, property tax or sales tax, is not sufficient to fund the budgets for Public Safety. Therefore, the City must rely on multiple revenue sources to support General Fund operations.

Franchise Fees, User Fees and Charges

During 2016, the City initiated a \$140 million five-year Community Investment Program with corresponding rate increases for water and sewer and drainage. For water and sewer rates, there was a 3% rate increase in 2016/2017, 2017/2018, and 2018/2019 to fund the first three years of the program. The 2019/2020 Budget included a 7% water and sewer rate increase, which funded the addition of automated metering infrastructure (4%) and provided for an increase in operating and maintenance (3%). The 2020/2021 Budget included the fourth year of the planned 3% rate increases. The 2021/2022 Budget included the final year of the original five-year Community Investment Program with a 3% rate increase for water and sewer infrastructure and a 2% rate increase for maintenance and operations to cover increases in operational costs. The 2022/2023 budget included a 10% water and sewer rate increase to cover inflation and additional debt issuances. The 2023/2024 budget included a 6% water and sewer rate increase to all water and sewer except the residential base rate to cover inflation and the rising cost of attracting and retaining personnel. A new tier for commercial usage over 10,000 gallons per month is included in the 2024/2025 budget at a rate of \$4.15. The water rate structure is designed so that customers who only use water for domestic purposes still have very reasonable rates. A residential 10,000-gallon water user will have a monthly water and sewer bill of approximately \$88.31, which is low compared to other Texas cities. For drainage rates, there were 4% rate increases for the five years for the capital costs related to the five-year Community Investment Program. The 2022/2023 budget included a 6% drainage fee increase to cover inflation and an additional debt issuance, while the 2023/2024 budget included a 47.1% drainage fee increase, that was an increase of \$1.08 per month for an average residential property, to cover additional debt issuances for capital improvements. The drainage fee has no increases proposed for 2024/2025.

The Budget includes an increase in the commercial Solid Waste rates of 8.0% for a bulk waste removal program and 8.7% for the conversion of remaining hand picked routes to poly carts. Residential customers will see a slight increase in their monthly bill of 5.6%, which for the average customer will be \$1.28. This additional funding will be used to cover the remaining portion of the conversion of hand pick up to poly cart service.

Other areas with fee increases include Environmental Health, Building Safety, and Parks and Recreation. The fee increases in each area except Solid Waste are needed to adjust for increases in the Consumer Price Index (CPI) to cover the related cost of providing goods or services. The Drainage fund will also start paying a payment in lieu or franchise fee and a payment in lieu of property tax to the General Fund.

Employee Staffing

The 2024/2025 Budget consists of 2,350 permanent and 353 part-time employee positions. Permanent positions have a net increase of 11 positions over the current year and part-time positions have remained flat. Some positions were removed as they remained unfilled for a long period of time with no near future prospect of getting filled. Several of the changes are reclassifications of current positions to better meet departmental needs. New positions include 9 Solid Waste Equipment Operators to manage the bulk waste program and the addition of more poly cart routes, 1 Battalion Fire Chief position, 3 Firefighters, 1 Intelligence Liaison, 4 Airport positions for additional operations support, and a few other positions in various departments to support operations. Below is a summary of the staffing changes for permanent positions for the 2024/2025 Budget:

Position	Department	Full Time
Terminal Maintenance Supervisor	Airport	1.0
Assistant Airport Facilities Director	Airport	1.0
Airport Emergency Management Coordinator	Airport	1.0
Airport Automation and Controls Coordinator	Airport	1.0
Master Electrician	Water Production	1.0
Utility Mechanic III	Water Production	2.0
Pipe Layer II	Water Distribution	1.0
Pipe Layer III	Water Distribution	1.0
Pipe Layer II	Water Collection	1.0
Pipe Layer III	Water Collection	1.0
Utility Mechanic III	Hollywood Rd Water Reclaim	1.0
Equipment Operator II	Hollywood Rd Water Reclaim	1.0
Utility Mechanic III	River Rd Water Reclaim	1.0
Environmental Laboratory Manager	Laboratory Administration	1.0
Laboratory Services Coordinator	Laboratory Administration	1.0
Quality Control Supervisor	Laboratory Administration	1.0
Battalion Chief	Fire Marshal	1.0
Intelligence Liaison	Office of Emergency Mgt	1.0
Solid Waste Equipment Operator	Solid Waste	9.0
Telecoms Shift Supervisor	Amarillo Emergency Comm.	(2.0)
Emergency Communication Specialist	Amarillo Emergency Comm.	(1.0)
Deputy Court Clerk I	Municipal Court	(2.0)
Engineer III	Capital Projects	(1.0)
Senior Project Coordinator	Capital Projects	(1.0)
Project Representative	Capital Projects	(1.0)
Utility Workers	Streets	(2.0)
Utility Workers	Solid Waste Collection	(2.0)
Utility Workers	Solid Waste Disposal	(2.0)
Sergeant	Police	(2.0)
Deputy Marshal	City Marshal	(1.0)
		11.0

Employee Compensation

1. Historic raises for Police and Fire ranging from over 8% to over 19% depending on rank.
2. Additional incentive pay for Police including field training officer and fitness pay.
3. 2% COLA for civilians with an additional 2% increase based on performance.

4. Continuation of the annual leave buyback program with changes to both Police and Fire requirements.

The budget includes funding for discretionary retention pay, given to employees based on longevity during the holiday season.

Capital Improvement Program

The 2024/2025 capital improvement program budget is \$81.4 million which includes \$36.1 million in general government capital projects, \$19.3 million in water and sewer system projects, \$7.4 million in airport projects, \$13.1 million in drainage system projects, and \$5.5 million in fleet services projects. The general government projects are funded from excess operational funds, grant funds, and solid waste collection fees related to the dumpster replacement project. The water and sewer and drainage system projects are funded through excess operational funds planned for capital improvements. The airport projects are funded with excess operational funds planned for capital projects and grant money received from the FAA. The fleet services projects are funded with excess operational funds planned for capital.

Future Priorities

The 2024/2025 Budget has prioritized enhancements to public safety, compensation to employees, funding of capital projects including rising construction costs, and increased costs of commodities, materials, and supplies. Going forward, the City will need to identify additional budget dollars to address the maintenance of aging city facilities and aging infrastructure throughout the City.

Conclusion

Thank you each for your leadership of our City. I appreciate the extensive time and effort you undertake to study and understand the complexities of the varied operations of our organization. Your vision, guidance and service are invaluable and truly make Amarillo a great community! I want to thank you for the comprehensive review of the 2024/2025 Budget process and thank the entire management team for their hard work in preparing the annual Budget. Difficult choices were made to ensure we can efficiently and effectively manage our resources to address Council pillars and to continue our commitment to serve the citizens of Amarillo.

Respectfully Submitted,

A handwritten signature in black ink, appearing to read 'Grayson Path', with a long horizontal flourish extending to the right.

Grayson Path
City Manager

CITY OF AMARILLO
General Fund
Estimated Receipts, Expenditures & Available Cash

	<u>2023/24</u>		<u>2024/25</u>
	<u>Original Budget</u>	<u>Revised Estimate</u>	<u>Proposed Budget</u>
Available Funds, beginning of year	\$ 69,067,249	\$ 71,654,466	\$ 74,845,287
Add Revenues:			
Operating Income	232,625,931	236,051,817	254,323,632
Grant Income	4,115,734	5,571,196	6,386,275
Total Revenues	<u>236,741,665</u>	<u>241,623,013</u>	<u>260,709,907</u>
Total Available Resources	<u>305,808,914</u>	<u>313,277,479</u>	<u>335,555,194</u>
Deduct Expenditures:			
Operating Budget Requests	235,706,191	223,453,804	255,191,704
Nominal Capital	649,669	506,765	1,200,000
Transfers to Grants or Projects:			
Other Grant Funds	168,224	168,224	1,168,224
AIP Pantex	10,000	—	10,000
STEP Grant	50,880	50,858	50,880
HOME Investment Partnership	156,271	156,271	286,271
Solid Waste Improvement	1,471,990	1,471,990	1,515,289
Street Improvement	2,510,000	2,510,000	2,510,000
Civic Center Improvement	2,959,342	3,150,759	2,956,155
Liability for Compensated Absences	1,250,000	1,250,000	1,250,000
Information Technology	120,554	120,554	120,554
Fleet Services	—	—	—
General Construction	4,647,000	4,647,000	10,480,810
Debt Service	806,462	806,462	805,324
Court Security	106,705	106,705	106,705
Court Technology	32,800	32,800	32,800
Total Transfers to Grants or Projects	<u>14,290,228</u>	<u>14,471,623</u>	<u>21,293,012</u>
Total Expenditures	<u>250,646,088</u>	<u>238,432,192</u>	<u>277,684,716</u>
Available Funds, end of year	<u>\$ 55,162,826</u>	<u>\$ 74,845,287</u>	<u>\$ 57,870,478</u>
Calculation of reserve:			
Total Expenditures	\$250,646,088	\$238,432,192	\$277,684,716
Less One Time Expenditures	(5,668,082)	(5,687,000)	(11,501,892)
Total Ongoing Expenditures	<u>\$244,978,006</u>	<u>\$232,745,192</u>	<u>\$266,182,824</u>
Three Months Operating Reserve			<u>\$ 58,186,298</u>
Available Cash Flow Over (Under) Reserve			<u>\$ (315,820)</u>

General Fund (1000)						
Description	2021 Actual	2022 Actual	2023 Budget	2023 Revised Estimate	2024 Dept Request	Dept Request Variance
Revenues						
Operating Revenues						
Current Year's Levy						
30310 - Collec Potter County As	22,950,666	23,613,717	24,734,690	24,720,000	26,210,896	1,476,206
30311 - Collec Randall County A	26,365,990	27,454,891	29,575,083	28,850,000	31,460,394	1,885,311
30312 - Potter TIRZ #1 Participation	(583,885)	(654,154)	(780,084)	(748,795)	(863,907)	(83,823)
30313 - Property Tax Rebate	—	—	—	(13,448)	—	—
30300 - Current Year's Levy	48,732,771	50,414,454	53,529,689	52,807,757	56,807,383	3,277,694
Prior Year's Levy						
30321 - Prior Year Collec Potte	222,908	234,144	222,339	302,000	268,000	45,661
30322 - Prior Year Collec Randa	104,537	83,104	92,383	132,000	108,000	15,617
30320 - Prior Year's Levy	327,445	317,248	314,722	434,000	376,000	61,278
Penalty and Int-Delinquent Tax						
30331 - Potter County Assessor	293,732	276,472	256,708	331,000	305,000	48,292
30332 - Randall County Assessor	159,948	177,105	150,423	224,500	200,000	49,577
30330 - Penalty and Int-Delinquent Tax	453,680	453,577	407,131	555,500	505,000	97,869
Gross Receipts Business Taxes						
30410 - Electricity Utility	10,261,180	11,957,070	12,941,908	11,050,000	11,270,000	(1,671,908)
30420 - Gas Utility	4,292,852	4,083,163	4,536,465	3,400,000	3,465,000	(1,071,465)
30430 - Water Utility	3,146,818	3,606,101	3,751,971	3,924,791	4,337,935	585,964
30435 - Sewer Utility	1,336,332	1,533,108	1,594,798	1,668,229	1,844,687	249,889
30440 - Telecommunications Util	705,481	693,894	753,548	560,000	535,000	(218,548)
30450 - Cable TV	1,305,317	1,085,742	959,550	997,000	940,000	(19,550)
30460 - Ambulance Services	37	—	—	—	—	—
30400 - Gross Receipts Business Taxes	21,048,017	22,959,078	24,538,240	21,600,020	22,392,622	(2,145,618)
Hotel Occupancy Tax						
30471 - HOT Rebate	(753,112)	(794,828)	(929,333)	(900,000)	(915,000)	14,333
30470 - Hotel Occupancy Tax	9,585,539	9,180,831	9,293,332	9,155,000	9,155,000	(138,332)
30469 - Hotel Occupancy Tax	8,832,427	8,386,003	8,363,999	8,255,000	8,240,000	(123,999)
Sales Tax						
30610 - General Sales Tax	74,488,831	75,448,868	75,900,000	77,725,000	78,000,000	2,100,000
30611 - Sales Tax Rebate	(21,046)	(55,528)	(56,000)	(45,881)	(56,000)	—
30620 - Mixed Beverage Sales Ta	1,124,346	1,157,840	1,210,744	1,160,000	1,185,000	(25,744)
30600 - Sales Tax	75,592,131	76,551,180	77,054,744	78,839,119	79,129,000	2,074,256
Licenses and Permits						
31510 - Alcoholic Beverages	93,743	91,743	10,000	7,500	10,000	—
31610 - Retail Food Permits	942,655	974,873	961,630	1,017,010	1,354,850	393,220
31620 - Food Safety Trainings	79,697	81,019	—	—	—	—
31630 - Public Pool Permits	56,435	64,775	138,600	120,500	121,150	(17,450)
31640 - Pool Safety Trainings	16,626	11,019	—	—	—	—
31650 - Group Care	7,188	8,701	38,350	33,900	33,900	(4,450)
31710 - Electrical Contractors License	9,840	6,527	9,856	—	—	(9,856)
31720 - Plumbers License & Reg	220	522	—	—	—	—
31725 - Irrigation License & Reg	2,349	2,836	2,706	1,354	1,375	(1,331)

General Fund (1000)						
Description	2021 Actual	2022 Actual	2023 Budget	2023 Revised Estimate	2024 Dept Request	Dept Request Variance
31740 - Heating & Aircondng Lic	208	—	—	—	—	—
31745 - Insulation Registration	—	—	—	—	—	—
31750 - Roofers License	171	1,740	1,000	4,810	4,885	3,885
31755 - Commercial Roofers Registratio	10,732	5,074	8,734	2,295	2,330	(6,404)
31760 - Builders/Contractors Li	39,410	(3,183)	38,303	33,790	34,300	(4,003)
31770 - Taxicab Licenses	913	759	1,500	77	1,500	—
31773 - OCH Permits	—	20	—	20	—	—
31775 - Tire Shop Registration	1,629	1,240	1,477	385	400	(1,077)
31780 - Right of Way License	41,528	57,010	77,000	94,025	95,436	18,436
31790 - Right of Way License Ap	—	—	5,620	—	5,620	—
31797 - FMV Pmts - Vacated Property	990	3,670	1,622	3,670	1,622	—
31800 - Other Business Licenses	4,930	3,437	8,992	2,348	8,992	—
31400 - Licenses and Permits	1,309,264	1,311,782	1,305,390	1,321,684	1,676,360	370,970
Non-Business License & Permits						
31910 - Building Permits	2,559,023	2,685,712	2,313,380	2,477,863	2,515,031	201,651
31920 - Electrical Permits	78,215	95,372	85,000	80,036	81,237	(3,763)
31930 - Plumbing and Gas Permit	377,325	324,993	333,720	338,815	343,900	10,180
31940 - Heating & Aircondng Per	177,553	145,641	146,000	134,880	136,903	(9,097)
31945 - Insulation Permits	—	—	—	—	—	—
31950 - Sewage Disposal Permits	378,261	329,451	577,800	395,700	371,000	(206,800)
31960 - Mobile Home Park Permit	14,981	48,575	29,000	25,450	40,330	11,330
31970 - Transient Business Perm	1,099	983	1,100	1,245	1,815	715
31980 - Solicitation Permits	574	862	700	970	700	—
31990 - After Hour Inspection Fees	724	5,334	2,800	25,248	25,630	22,830
32000 - Right of Way Permit	770	—	2,024	—	—	(2,024)
32010 - Flood Plain Development Permit	810	1,020	1,496	343	1,000	(496)
32020 - Commercial Sidewalk Waivers	1,600	1,600	3,867	—	1,600	(2,267)
32030 - Residential Sidewalk Waivers	80	800	844	137	800	(44)
32035 - Subdivision Improvement	—	—	1,596	—	1,596	—
32040 - Drainage Report Fees	11,197	11,663	11,461	8,381	8,000	(3,461)
32050 - Construction Plan Fees	222,443	203,979	188,700	122,951	188,700	—
32060 - Construction Permit App Fee	3,000	250	6,065	1,834	2,000	(4,065)
32070 - Network Nodes App Fee	2,000	3,382	13,496	12,000	13,496	—
32080 - Annual Network Node Site Rent	—	—	375	—	375	—
31900 - Non-Business License & Permits	3,829,655	3,859,617	3,719,424	3,625,853	3,734,113	14,689
Intergovernmental Revenues						
32825 - TxDOT Assistance	518,225	518,225	518,226	466,403	449,730	(68,496)
32830 - Transit Oper/Cap Assista	3,658,123	2,795,706	3,396,508	4,614,471	4,919,762	1,523,254
32840 - Hiway Signal Maint Reim	47,000	58,750	47,000	60,429	61,335	14,335
32860 - County Emrg Mgmt Participation	294,437	430,431	606,904	430,431	706,904	100,000
32870 - Police School Liason Par	1,462,095	1,126,116	1,560,000	1,589,641	1,560,000	—
32880 - Arrest Fee Collection	2,702	1,907	2,200	1,900	2,200	—
32900 - Fiscal Agent Fees	92,261	89,382	205,815	114,226	205,815	—
32800 - Intergovernmental Revenues	6,074,843	5,020,517	6,336,653	7,277,501	7,905,746	1,569,093
General Government						
33210 - Zoning Platting Fees	20,078	(6,852)	91,266	61,362	76,866	(14,400)
33220 - Zoning Board Appl Fees	5,500	5,500	5,000	2,487	—	(5,000)
33227 - Credit Access Business App Fee	440	200	400	—	200	(200)
33230 - Sale of City Publicatio	—	114	96	114	96	—
33200 - General Government	26,018	(1,038)	96,762	63,963	77,162	(19,600)

General Fund (1000)						
Description	2021 Actual	2022 Actual	2023 Budget	2023 Revised Estimate	2024 Dept Request	Dept Request Variance
Public Safety and Health						
33310 - Fire Inspection Fees	57,156	53,695	60,000	37,000	39,000	(21,000)
33320 - Traffic Accident Report	8,651	6,397	12,000	9,112	12,000	—
33330 - Warrant Fees	274,513	285,749	265,400	357,706	328,774	63,374
33335 - Preparation Appeal Fee	27	—	—	—	—	—
33339 - Microchipping Fees	10,550	2,859	6,000	1,000	2,000	(4,000)
33340 - Animal Shelter Fees	34,200	42,278	42,000	42,000	44,391	2,391
33342 - Euthanasia Fee	—	(25)	—	2,120	—	—
33343 - Dog Vaccination on Intake	5,070	1,070	3,500	170	—	(3,500)
33347 - Surrender Fee	25,050	15,607	20,004	15,772	20,004	—
33349 - Adoption Fee	41,990	32,848	55,000	32,978	55,000	—
33350 - Vital Statistic Fees	263,009	288,711	285,000	289,371	285,000	—
33360 - DSC Admin Fee	13,273	10,890	10,400	14,011	17,853	7,453
33370 - Water Sample Collection	288	97	—	—	—	—
33381 - Medical Reclaim Fees	20	(105)	—	14,174	—	—
33400 - Fire Service Fee - Airport	2,112,423	2,112,423	2,231,113	2,231,113	2,486,857	255,744
33410 - Parking Fees	59,857	47,065	55,800	2,714	—	(55,800)
33315 - Other Inspection Fees	—	—	—	44,000	46,000	46,000
33300 - Public Safety and Health	2,906,077	2,899,559	3,046,217	3,093,241	3,336,879	290,662
Sanitation						
33510 - Collection and Disposal	14,442,045	16,842,636	18,020,437	18,229,257	19,435,855	1,415,418
33512 - Comm Collection & Disposal Fee	5,642,430	6,548,138	7,712,852	7,870,643	8,343,204	630,352
33515 - SW Commercial Permit Fees	257,784	183,840	224,699	224,704	907,611	682,912
33520 - Landfill Charges	3,307,057	3,600,942	3,814,999	4,621,511	3,900,000	85,001
33530 - Recyclable	92,120	62,962	64,854	73,408	64,854	—
33500 - Sanitation	23,741,436	27,238,518	29,837,841	31,019,523	32,651,524	2,813,683
Transit Operating Revenues						
33610 - Passenger Fees	64	109,791	223,502	111,542	117,119	(106,383)
33615 - Organization-Paid Fares	112,841	254,584	72,000	182,012	191,112	119,112
33620 - Demand Response Fee	—	12,724	13,795	36,082	37,886	24,091
33640 - Miscellaneous Bus Reven	552	25,177	—	33,568	35,246	35,246
33600 - Transit Operating Revenues	113,457	402,276	309,297	363,204	381,363	72,066
Culture and Recreation						
33710 - Civic Center Rentals	1,036,976	1,029,683	1,176,078	1,212,191	1,288,576	112,498
33711 - Civic Center Facility Fee	274,180	310,643	375,000	427,543	400,000	25,000
33715 - Extra Charge	9,657	15,407	13,072	9,587	9,868	(3,204)
33720 - Civic Center Concessions	391,629	432,981	383,825	604,197	587,170	203,345
33725 - Equipment Charges	96,266	119,201	126,764	122,749	117,656	(9,108)
33730 - Civic Center Advertising	1,834	8,382	8,000	—	8,000	—
33735 - Civic Center Novelties	47,151	28,738	36,000	23,344	29,500	(6,500)
33740 - Box Office Fees	281,213	345,583	330,000	359,714	365,110	35,110
33750 - Library Late Charges	51,580	51,063	51,500	51,443	51,500	—
33760 - Library Copy Charges	24,082	25,131	26,000	25,251	26,000	—
33765 - No Res Lib Fee	11,104	12,129	10,999	12,210	10,999	—
33780 - Golf Green Fees TOM	226,306	267,911	257,816	307,208	310,000	52,184
33785 - Golf Green Fees WH	349,105	384,792	389,977	426,302	430,000	40,023
33790 - Golf Green Fees ARR	224,365	267,928	243,846	312,094	315,000	71,154
33795 - Golf Green Fees MUS	340,612	392,422	408,219	427,232	430,000	21,781

General Fund (1000)						
Description	2021 Actual	2022 Actual	2023 Budget	2023 Revised Estimate	2024 Dept Request	Dept Request Variance
33800 - Golf Annual Passes	275,778	315,060	331,922	330,075	330,000	(1,922)
33803 - Golf Food/Beverage Sales	239,131	258,788	293,980	263,290	263,000	(30,980)
33804 - Golf Merchandise Sales	625,361	732,363	796,105	752,649	757,000	(39,105)
33805 - Golf Cart Sales	1,015,647	1,106,201	1,124,976	1,134,481	1,135,000	10,024
33806 - Golf Beverage Sales	307,196	356,106	344,305	380,512	380,000	35,695
33807 - Driving Range Sales	83,051	84,209	90,445	86,071	86,000	(4,445)
33810 - League Entry Fees	131,152	121,550	117,851	106,500	147,272	29,421
33815 - Tournament Revenue	445	8,108	17,500	6,875	10,000	(7,500)
33820 - Admission Fees	30,249	4,920	1,500	7,200	8,000	6,500
33830 - Player Membership Fees	27,855	27,331	30,000	30,000	30,000	—
33850 - Swimming Pool Revenues	223,604	188,575	568,853	465,000	568,853	—
33855 - Swimming Lessons	7,785	17,599	34,000	12,000	34,000	—
33856 - Group Fitness Fees	17,504	6,715	10,600	517	517	(10,083)
33860 - Field Rentals	100,704	48,368	13,100	48,500	53,700	40,600
33861 - Soccer Field Rentals	1,440	—	5,000	—	—	(5,000)
33865 - WAC Rental Fees	26,067	36,477	30,000	36,000	38,785	8,785
33870 - Shooting Complex Revenue	46,126	47,092	45,000	55,728	45,000	—
33880 - Shooting Merchandise Sales	1,483	1,841	1,500	1,872	1,500	—
33890 - Tennis Center Fees	40,734	46,030	49,715	65,000	68,000	18,285
33900 - Tennis Memberships	19,022	19,866	19,548	35,000	42,000	22,452
33920 - Adult Zoo Admission	147,162	143,052	215,000	215,000	215,000	—
33930 - Child Zoo Admission	41,498	41,130	60,000	60,000	60,000	—
33940 - Senior Zoo Admission	8,016	9,611	11,200	11,200	11,200	—
33970 - Group Zoo Admission	6,713	8,038	2,657	3,274	2,657	—
33980 - Season Pass Zoo Admission	(55)	—	2,500	—	2,500	—
33990 - Special Zoo Event	35,520	39,588	3,500	28,237	3,500	—
33991 - Birthday Parties Revenue	11,450	12,150	—	5,300	—	—
34686 - Special Event Application Fees	3,320	550	15,000	15,000	15,000	—
37160 - Concession	185,011	117,198	170,634	113,632	116,632	(54,002)
33857 - Tennis Lessons	—	24,695	—	70,000	72,000	72,000
33700 - Culture and Recreation	7,025,029	7,515,205	8,243,487	8,659,978	8,876,495	633,008
Fines & Forfeitures						
35105 - Admin Fee--Defensive Dr	1,850	1,770	1,900	3,870	3,870	1,970
35110 - Traffic Fines	2,300,427	2,278,588	2,313,600	2,344,293	2,344,293	30,693
35115 - Other Traffic Court Cos	32,605	31,228	33,300	30,495	30,495	(2,805)
35120 - Misdemeanor Fees	233,521	200,782	207,400	205,409	205,409	(1,991)
35130 - Parking Fines	115,672	33,978	90,600	22,209	22,000	(68,600)
35133 - Auto Theft Invest Fee	16	—	—	—	—	—
35135 - Violation City Ordinanc	80,606	81,955	87,200	103,727	103,677	16,477
35140 - Court Technology Fee	(791)	—	—	—	—	—
35142 - Local Truancy Prevention	89,973	88,956	89,500	90,651	90,651	1,151
35144 - Municipal Jury Fund	1,800	1,784	1,800	1,820	1,820	20
35145 - Misdemeanor Probation R	5	98	—	—	—	—
35146 - Traffic Probation	—	—	—	—	—	—
35157 - MC Assessed - Child Safe	11,598	158,045	201,700	287,221	291,530	89,830
35175 - Judicial Fund Local	2,986	1,424	1,900	802	802	(1,098)
35210 - Bond Forfeitures	5,756	963	1,888	4,476	4,476	2,588
35215 - Forfeited Disc-Sanit	299,810	38,712	275,726	43,507	275,726	—
35220 - Expunction Fees	105	—	—	105	—	—
35000 - Fines & Forfeitures	3,175,939	2,918,283	3,306,514	3,138,585	3,374,749	68,235

General Fund (1000)						
Description	2021 Actual	2022 Actual	2023 Budget	2023 Revised Estimate	2024 Dept Request	Dept Request Variance
Construction Participations						
35430 - State Participation	—	29,779	—	400,000	270,000	270,000
35435 - Potter County Participation	12,480	16,703	15,000	10,606	15,000	—
35436 - Randall County Participation	12,480	16,703	15,000	10,606	15,000	—
35300 - Construction Participations	24,960	63,185	30,000	421,212	300,000	270,000
Revenue from Other Agencies						
35510 - AECC - AMR Rate	824,325	743,764	836,024	842,808	855,450	19,426
35515 - Medical Director Services	79,200	72,600	79,200	79,200	79,200	—
35520 - AECC - Potter Randall 911	138,259	194,662	184,996	139,980	142,080	(42,916)
35530 - AECC - BSA Participation	93,086	91,462	103,202	102,912	104,460	1,258
35610 - Grant In Aid – Federal	46,067	58,104	201,000	490,322	1,016,783	815,783
36210 - Other Program Revenue	—	27,000	—	—	—	—
35500 - Revenue from Other Agencies	1,180,937	1,187,592	1,404,422	1,655,222	2,197,973	793,551
Contract Income						
36522 - City Contract Income	31,888	40,166	36,333	45,604	36,333	—
36520 - Contract Income	31,888	40,166	36,333	45,604	36,333	—
Operating Revenues	204,425,973	211,537,204	221,880,865	223,176,966	231,998,702	10,117,837
Non-Oper Revenues						
Interest Earnings						
37110 - Interest Income	524,380	2,737,756	2,800,000	3,161,795	2,663,000	(137,000)
37115 - Unrealized G/L	(1,592,593)	595,757	—	—	—	—
37125 - Other Interest Income	222,200	183,938	214,680	200,000	107,340	(107,340)
37109 - Interest Earnings	(846,013)	3,517,451	3,014,680	3,361,795	2,770,340	(244,340)
Rent						
37151 - Amusement Park Lease	106,931	95,564	125,000	125,000	105,000	(20,000)
37153 - Polk Street Rental	33,349	36,354	39,461	43,751	44,408	4,947
37154 - Other Rental Income	537,032	481,959	451,329	450,879	471,329	20,000
37155 - Surface Land Rental	41,064	38,541	42,945	42,953	43,045	100
37170 - Payment in Lieu of Property Tx	4,823,547	5,596,484	5,400,911	5,400,912	5,316,436	(84,475)
37150 - Rent	5,541,923	6,248,902	6,059,646	6,063,495	5,980,218	(79,428)
Non-Oper Revenues	4,695,910	9,766,353	9,074,326	9,425,290	8,750,558	(323,768)
Other Financing Sources						
Administrative Charges						
37210 - Water & Sewer Utility	1,851,075	1,851,075	1,601,920	1,601,920	1,809,027	207,107
37220 - Airport	144,784	144,784	261,198	261,198	313,973	52,775
37225 - Weed Collection	103,197	115,344	275,000	185,285	137,500	(137,500)
37230 - Weed Mowing Services	87,024	85,760	150,000	118,930	75,000	(75,000)
37231 - Bad Debt Exp/Recovery	(140,916)	43,472	(187,500)	143,575	(93,750)	93,750
37240 - State Court Cost	151,047	111,538	146,400	125,574	146,400	—
37245 - Court Cost-Arrest Fees	94,832	91,557	95,200	94,596	95,200	—
37246 - Dismissal Fee-Drivers Li	9,880	10,300	8,500	13,400	8,500	—
37247 - Municipal Court Time Pmt Fee	78,810	78,236	70,900	85,763	70,900	—
37248 - Judicial Admin Efficiency	1,279	773	800	1,392	800	—
37250 - Indirect Cost Reimburse	2,805,832	2,147,773	2,322,809	2,192,563	2,483,934	161,125
37265 - Technology Fee	(251,171)	152,214	125,196	101,835	111,436	(13,760)
37200 - Administrative Charges	4,935,673	4,832,826	4,870,423	4,926,031	5,158,920	288,497

General Fund (1000)						
Description	2021 Actual	2022 Actual	2023 Budget	2023 Revised Estimate	2024 Dept Request	Dept Request Variance
Miscellaneous Revenue						
37130 - Discounts Earned	9,877	9,650	8,000	13,732	13,000	5,000
37140 - Returned Check Fees	840	959	500	475	500	—
37141 - Merchant Service Fees	(125,326)	(246,206)	(186,660)	(132,689)	(238,878)	(52,218)
37145 - Insurance Recoveries	—	—	—	—	—	—
37410 - Miscellaneous Revenue	294,796	711,542	237,061	545,764	892,129	655,068
37412 - Auction Expense Recovery	6,090	3,170	6,900	1,360	6,900	—
37413 - Seized Property or Cash	5,910	80,218	10,000	149	10,000	—
37417 - Wrecker Service Contract	45,028	45,745	46,000	43,838	46,000	—
37420 - Donations	68,834	7,687	66,000	6,343	6,000	(60,000)
37428 - Procurement Card Rebate	100,891	—	100,000	—	100,000	—
37430 - Sale of Property	—	1,689	—	—	—	—
37435 - Sale of Scrap	127	488	250	450	250	—
37441 - Unclaimed Property or Cash	9,822	7,422	—	12,957	—	—
37442 - Sponsorships	75	—	—	—	—	—
37445 - Sales to Outside Utiliti	7,880	7,071	13,000	13,000	13,000	—
37448 - Private Develop/ETJ Engr Chrgs	13,946	6,111	—	10,000	8,000	8,000
37455 - Events Dist Oper Asst	398,004	398,004	398,004	398,004	398,004	—
37460 - Gn/Lss on Prop Disposal	2,753	—	—	—	—	—
37463 - Parks Tree Workshop	—	—	—	—	—	—
37465 - NBV Asset Disposal	3,100	4,000	—	—	—	—
37462 - Store Sales Non-taxable	789	—	21,996	1,344	21,996	—
37467 - Special Events	—	—	—	—	—	—
37466 - Education	25,571	32,917	30,000	30,000	30,000	—
37400 - Miscellaneous Revenue	869,007	1,070,467	751,051	944,727	1,306,901	555,850
Other Financing Sources	5,804,680	5,903,293	5,621,474	5,870,758	6,465,821	844,347
Transfers In						
Operating Transfers In						
39350 - Tsf In from Gen Construc	778,144	3,275,487	150,000	3,000,000	3,125,178	2,975,178
39370 - Tsf In fr St & Drainage	4,920	144,069	5,000	125,000	125,000	120,000
39390 - Tsf In fr Park Improveme	3,676	30,363	10,000	25,000	25,000	15,000
39490 - Tsf In fr Information Se	—	754	—	—	—	—
39500 - Tsf In fr Risk Management	10	—	—	—	2,000,000	2,000,000
39510 - Tsf In fr Employee Insurance	—	—	—	—	2,250,000	2,250,000
39594 - Tran in from Court Security	—	—	—	—	—	—
39635 - Tsf in Frm 2450	25,518,919	—	—	—	—	—
39112 - Tsf in Fr Garage	—	—	—	—	2,500,000	2,500,000
39111 - Tsf in Fr Drainage	—	—	—	—	1,300,000	1,300,000
39114 - Tsf in Fr Water & Sewer	—	—	—	—	2,800,000	2,800,000
39131 - Tsf In fr Home	—	8,521	—	—	—	—
39100 - Operating Transfers In	26,305,669	3,459,194	165,000	3,150,000	14,125,178	13,960,178
Transfers In	26,305,669	3,459,194	165,000	3,150,000	14,125,178	13,960,178
Total Revenues	241,232,232	230,666,044	236,741,665	241,623,014	261,340,259	24,598,594
Expenditures						
Personal Services						

General Fund (1000)						
Description	2021 Actual	2022 Actual	2023 Budget	2023 Revised Estimate	2024 Dept Request	Dept Request Variance
Personal Services						
41100 - Salaries and Wages	83,144,710	89,551,185	106,203,620	96,271,442	105,603,065	(600,555)
41200 - Longevity	549,766	572,184	626,351	801,261	795,000	168,649
41300 - Incentive	1,775,096	1,728,349	2,200,238	1,781,887	2,275,024	74,786
41500 - PFP	—	—	1,270,757	—	14,278,082	13,007,325
41820 - Health Insurance	15,211,239	16,723,510	17,970,324	16,201,190	18,051,028	80,704
42200 - Tuition Reimbursement	—	—	—	—	—	—
42300 - State Unemployment	88,494	92,964	154,841	113,253	143,647	(11,194)
42400 - Workers Compensation	2,212,388	2,407,249	3,167,089	3,168,915	3,167,089	—
42510 - Car Allowance	182,769	216,221	249,336	233,897	253,809	4,473
42520 - Uniform/Clothing Allowan	471,344	481,746	508,800	612,913	500,400	(8,400)
42530 - Moving Expense	—	—	—	—	—	—
42540 - Tool Allowance	27,482	30,404	35,550	30,864	34,350	(1,200)
42550 - Communications Allowance	124,903	126,939	151,211	137,423	143,432	(7,779)
41900 - Life	36,927	37,376	68,659	37,916	70,023	1,364
42010 - Social Security - Medicare	1,306,876	1,397,157	1,591,767	1,526,033	1,573,918	(17,849)
42020 - Social Security - OASDI	2,195,636	2,443,856	3,034,261	2,709,344	3,044,344	10,083
42110 - TMRS	8,266,997	8,765,800	12,246,739	11,328,715	12,220,697	(26,042)
42115 - OPEB Funding	2,235,684	2,380,366	2,612,374	2,564,219	2,599,440	(12,934)
42120 - FRRF Total	4,746,675	5,002,078	5,229,123	5,270,730	5,431,510	202,387
41000 - Personal Services	122,576,986	131,957,384	157,321,040	142,790,002	170,184,858	12,863,818
Overtime Pay						
41610 - Scheduled	566,277	555,910	554,713	165,546	571,977	17,264
41620 - Unscheduled	7,194,353	7,067,497	4,094,056	9,266,788	4,433,696	339,640
41600 - Overtime Pay	7,760,630	7,623,407	4,648,769	9,432,334	5,005,673	356,904
Contract Labor						
41710 - League Umpires	90,852	78,546	159,116	65,232	159,116	—
41715 - Tournament Umpires	—	432	17,092	2,822	17,092	—
41720 - League Site Coordinators	7,290	11,261	9,841	13,718	9,841	—
41725 - Tournament Site Coordinators	—	—	2,210	197	2,210	—
41740 - Off Duty Police	—	—	1,960	—	1,400	(560)
41760 - Scheduling	3,150	798	3,100	4,474	3,100	—
41700 - Contract Labor	101,292	91,037	193,319	86,443	192,759	(560)
Personal Services	130,438,908	139,671,828	162,163,128	152,308,779	175,383,290	13,220,162
Supplies						
General Supplies						
51110 - Office Expense	654,391	624,935	634,335	665,906	673,539	39,204
51115 - Employee Recognition Program	89,493	114,907	119,549	90,198	126,286	6,737
51118 - Amarillo 101	—	1,213	7,500	2,540	2,600	(4,900)
51120 - Safety Program	19,409	12,231	39,183	17,464	39,183	—
51125 - Training	85,322	69,472	197,378	88,770	144,898	(52,480)
51200 - Operating	1,192,677	1,625,261	989,359	1,450,896	915,383	(73,976)
51205 - Operating Merchand COGS	495,107	599,080	508,367	569,766	509,401	1,034
51210 - Operating Concessions COGS	252,593	235,847	264,431	235,106	221,000	(43,431)
51215 - Operating Alcohol COGS	152,388	173,186	158,325	178,916	160,000	1,675
51250 - Janitor	273,936	296,313	276,232	323,568	301,822	25,590
51300 - Clothing and Linen	787,466	1,094,510	883,113	833,811	827,821	(55,292)
51310 - New Officer Equipment	(2,253)	(9)	—	—	—	—

General Fund (1000)						
Description	2021 Actual	2022 Actual	2023 Budget	2023 Revised Estimate	2024 Dept Request	Dept Request Variance
51350 - Chemical and Medical	139,354	182,121	217,387	198,867	210,431	(6,956)
51400 - Photographic	28,937	53,142	61,455	22,116	64,954	3,499
51410 - Vaccines	12,416	47,831	58,587	58,028	64,389	5,802
51450 - Botany & Agrigulture	278,783	233,813	263,001	220,886	262,000	(1,001)
51454 - B & A - Trees	—	2,750	9,600	9,600	9,600	—
51456 - B & A - Bedding Plants	—	3,368	4,820	4,820	4,820	—
51458 - B & A - Fertilizer	87,234	64,322	61,600	51,968	61,600	—
51460 - B & A - Grass	258	26,246	10,000	19,632	10,000	—
51462 - B & A - Chemicals	4,800	18,971	23,001	23,001	23,001	—
51500 - Animal Purchases	18,540	10,081	10,565	10,501	12,065	1,500
51510 - Animal Traps	—	—	500	500	1,000	500
51520 - Microchipping Supplies	24,994	27,017	43,200	30,000	30,000	(13,200)
51550 - Animal Feed and Medical	170,537	186,035	198,528	199,137	198,528	—
51555 - Animal Medicine	185,626	142,135	182,001	182,001	182,001	—
51610 - Recreation Supplies	68,847	55,245	72,157	71,922	76,157	4,000
51620 - League Awards	6,955	11,972	21,550	20,760	21,550	—
51700 - Education	115,738	115,628	126,936	115,145	123,984	(2,952)
51710 - Special Events	24,068	10,541	9,600	9,600	10,000	400
51850 - Minor Tools	161,449	543,307	368,200	403,508	226,700	(141,500)
51900 - Election Supplies	81,273	148,492	160,000	—	160,000	—
51950 - Minor Office Equipment	170,332	118,525	61,070	111,883	136,644	75,574
51955 - Furniture	70,339	40,749	52,016	37,120	52,016	—
51960 - Printers	—	—	2,500	600	1,500	(1,000)
51970 - Software	15,847	18,927	43,230	44,824	39,280	(3,950)
51980 - IT Hardware	44,699	103,717	88,650	265,718	229,300	140,650
52000 - Ammunition	256,510	148,211	257,639	304,923	259,300	1,661
52050 - Auto Parts	810,046	990,815	894,764	1,091,729	916,992	22,228
52110 - Tires and Tubes Buses	39,279	—	40,375	375	40,375	—
52120 - Tires and Tubes Other	116,830	129,175	103,761	160,580	142,166	38,405
52200 - Trash Bags	296	—	10,903	—	—	(10,903)
52300 - Unassigned	—	—	4,500,000	1,535,000	6,391,000	1,891,000
54000 - Food	2,236	3,784	2,512	5,091	2,512	—
52050.LABOR - Auto Parts Labor	—	—	127,139	124,146	127,514	375
51100 - General Supplies	6,936,752	8,283,866	12,165,019	9,790,922	14,013,312	1,848,293
Energy						
51800 - Fuel & Oil	1,002,056	915,376	1,000,839	1,127,382	1,223,726	222,887
53100 - Natural Gas	675,840	651,135	714,275	641,229	644,819	(69,456)
53150 - Electricity	4,552,808	5,353,021	5,936,298	4,602,135	6,114,385	178,087
53200 - Water and Sewer	285,901	344,981	376,608	423,053	464,208	87,600
53000 - Energy	6,516,605	7,264,513	8,028,020	6,793,799	8,447,138	419,118
Books and Periodicals						
55100 - Publications	81,678	61,929	69,902	63,958	82,975	13,073
55210 - Library Books	202,028	190,015	240,000	200,000	240,000	—
55220 - Grant Expense	—	—	—	—	—	—
55230 - Library Periodicals	51,294	73,324	86,995	78,274	78,274	(8,721)
55240 - Library Book Rental	—	23,897	—	—	—	—
55250 - Library Non-Print	77,528	56,082	58,192	58,000	36,147	(22,045)
55000 - Books and Periodicals	412,528	405,247	455,089	400,232	437,396	(17,693)
Supplies	13,865,885	15,953,626	20,648,128	16,984,953	22,897,846	2,249,718

General Fund (1000)						
Description	2021 Actual	2022 Actual	2023 Budget	2023 Revised Estimate	2024 Dept Request	Dept Request Variance
Contractual Services						
Contractual Services						
61100 - Communications Billing	253,791	232,049	234,177	267,454	274,693	40,516
61200 - Postage	220,274	230,554	251,677	178,791	225,958	(25,719)
61300 - Advertising	141,673	110,137	159,782	133,859	150,266	(9,516)
61355 - Golf Tee Time Booking Fee	4,400	4,400	6,000	5,500	6,000	—
61400 - Dues	116,644	134,635	207,019	205,024	202,853	(4,166)
61405 - Subscriptions	—	—	700	—	—	(700)
61410 - Tuition	125,901	163,743	261,834	205,230	799,012	537,178
61412 - Training	109,163	122,352	117,012	153,323	108,740	(8,272)
61414 - Recruitment Expense	2,936	2,900	2,936	3,572	2,936	—
61415 - Safety Training	3,018	11,122	9,353	10,125	11,652	2,299
61420 - Employee Reimbursement	183	253	280	156	280	—
61600 - Unassigned	—	—	5,001	—	5,001	—
62000 - Professional	5,845,437	6,413,148	5,066,497	6,206,605	5,692,462	625,965
62010 - Service Agreements	—	3,974	4,000	5,853	4,000	—
62030 - Vehicle Towing Expense	1,000	828	1,000	1,000	1,000	—
60000 - Contractual Services	6,824,420	7,430,095	6,327,268	7,376,492	7,484,853	1,157,585
Other Professional						
63100 - Appraisal District Service	581,563	579,947	640,000	640,000	640,000	—
63120 - TAAF Affiliates	—	—	3,800	—	3,800	—
63130 - USSSA Affiliates	—	—	9,375	4,000	9,375	—
63135 - Tournament Costs	—	36	12,180	11,805	12,180	—
63140 - Audit Fee	141,800	181,280	166,000	200,000	219,000	53,000
63210 - Armored Car Service	52,619	61,790	65,967	39,258	—	(65,967)
63215 - Contract Jailor Expense	1,850,550	1,850,550	2,000,000	1,805,000	1,805,000	(195,000)
63220 - Security Service Contra	2,885	4,808	4,000	4,071	4,160	160
63350 - Credit Card Fees	—	—	300	—	—	(300)
63400 - Employee Medical	234,916	307,730	405,408	453,191	520,408	115,000
63500 - Center City Inc.	149,500	206,576	120,750	145,750	120,750	—
63525 - Neighborhood Plan Funds	3,500	31,500	270,000	270,000	270,000	—
63600 - Convention and Visitors Bureau	1,284,780	4,187,333	3,275,888	4,005,430	3,509,221	233,333
63700 - Civic Center Activity	470,714	539,064	597,428	597,428	584,870	(12,558)
63900 - Event Development	—	—	15,000	15,000	15,000	—
63000 - Other Professional	4,772,827	7,950,614	7,586,096	8,190,933	7,713,764	127,668
Cleaning Services						
67110 - Demolition Condemned Pro	8,713	65,580	260,000	3,494	130,000	(130,000)
67310 - Janitorial Service Cont	—	—	16,500	—	16,500	—
67320 - Extermination	41,342	85,081	92,962	93,994	99,965	7,003
67400 - Weed Contractor Expense	110,651	126,847	120,000	1,151	60,000	(60,000)
67500 - Laundry	21,256	23,383	20,721	21,735	17,745	(2,976)
67600 - Temporary Labor	—	—	5,200	5,200	—	(5,200)
67000 - Cleaning Services	181,962	300,891	515,383	125,574	324,210	(191,173)
Repair and Maint Services						
68100 - R & M - Building	536,738	627,851	643,855	789,307	684,183	40,328
68110 - R & M Building Rent Aba	—	1,547	18,325	2,977	18,325	—
68210 - Traffic Pavement Marker	58,129	22,240	107,000	139,558	107,000	—
68220 - Street Lights	98,473	164,325	140,000	341,827	135,000	(5,000)

General Fund (1000)						
Description	2021 Actual	2022 Actual	2023 Budget	2023 Revised Estimate	2024 Dept Request	Dept Request Variance
68300 - R & M - Improvements	2,776,631	3,307,037	4,018,994	3,866,120	4,202,993	183,999
68310 - R & M Other Improvements	73,250	60,201	120,000	132,947	120,000	—
68312 - Other Improvement	20,876	14,636	—	8,925	—	—
68316 - Sand, Gravel, Concrete	16,814	27,248	29,520	29,520	29,520	—
68318 - Lighting	12,744	26,885	5,000	10,249	5,000	—
68322 - Playground Equipment	34,118	66,726	20,001	20,001	20,001	—
68400 - R & M - Irrigation	206,222	286,856	198,159	287,587	199,659	1,500
68610 - Office Equipment	56,459	61,220	66,099	60,787	66,099	—
68615 - Misc. Fuel Powered Equi	66	2,076	942	2,938	942	—
68620 - Computer Equipment	202,367	200,394	231,567	188,847	226,567	(5,000)
68630 - Dumpster Boxes	1,169,149	1,186,986	1,130,988	1,130,998	1,208,898	77,910
68640 - Machinery	94,534	75,512	63,801	69,889	63,301	(500)
68650 - Shop Equipment	3,545	72,310	10,193	12,204	13,692	3,499
68660 - Audio/Video Equipment	7,389	53,612	12,181	70,756	12,181	—
68670 - Communications Equipmen	105	54,064	1,499	60,844	1,499	—
68680 - Other Equipment	171,004	297,701	513,356	441,414	415,111	(98,245)
68710 - Auto Repair & Maint	351,415	(19,132)	210,324	98,551	210,324	—
68720 - Auto Accident Repair	78	—	1,000	1,000	1,000	—
68900 - Repair & Maint Other	14,503	6,037	10,000	10,091	10,000	—
68000 - Repair and Maint Services	5,904,609	6,596,332	7,552,804	7,777,337	7,751,295	198,491
Rentals						
69100 - Rental Land & Buildings	30,098	18,635	48,601	27,956	48,961	360
69210 - Rental City Equipment	14,931,150	15,807,599	17,027,086	17,027,086	17,846,023	818,937
69220 - Rental Other Equipment	501,920	327,528	373,705	359,701	384,640	10,935
69230 - Pedestrian Lighting	(759)	(11)	—	—	—	—
69300 - Leased Computer Software	977,931	1,953,980	2,635,416	2,098,024	3,808,734	1,173,318
69000 - Rentals	16,440,340	18,107,731	20,084,808	19,512,767	22,088,358	2,003,550
Contractual Services	34,124,158	40,385,663	42,066,359	42,983,103	45,362,480	3,296,121
Other Charges						
Other Charges						
72000 - Communication	12,011	17,966	14,630	17,785	21,454	6,824
74000 - Printing and Binding	24,285	36,588	52,197	60,773	50,638	(1,559)
74100 - Community Outreach	6,690	4,596	6,909	3,350	6,909	—
75100 - Travel	328,310	423,477	542,881	516,168	588,986	46,105
75200 - Mileage	7,534	5,936	11,114	6,966	10,764	(350)
75300 - Meals and Local	37,048	51,743	60,110	67,990	67,531	7,421
70000 - Other Charges	415,878	540,306	687,841	673,032	746,282	58,441
Insurance						
71250 - Paid Claims	2,910	7,102	5,855	4,396	5,855	—
71330 - Incurred Claims	—	—	—	465,512	—	—
71100 - Insurance and Bonds	2,487,763	2,756,069	3,402,253	3,402,251	3,740,612	338,359
71000 - Insurance	2,490,673	2,763,171	3,408,108	3,872,159	3,746,467	338,359
Charges - Other						
77100 - Court Costs	20,665	23,540	34,797	20,399	45,826	11,029
77110 - Filing Fees	8,000	6,000	8,001	8,000	8,001	—
77200 - License and Permits	481,646	262,035	461,487	425,894	465,637	4,150
77430 - Administrative - Labora	19,890	21,139	20,000	2,416	20,000	—

General Fund (1000)						
Description	2021 Actual	2022 Actual	2023 Budget	2023 Revised Estimate	2024 Dept Request	Dept Request Variance
77450 - Administrative Other	234,519	260,650	305,108	288,921	362,424	57,316
77610 - Information Technology - City	5,350,188	6,585,125	6,910,292	6,743,894	7,186,702	276,410
77620 - Data Processing - Other	49,464	109,860	55,000	55,000	75,000	20,000
77900 - Other Agencies	116,381	119,240	118,417	94,139	168,417	50,000
78100 - Contingencies	—	—	1,500	—	1,500	—
78210 - Cash Over/Short	(8,980)	(8,985)	106	—	—	(106)
78230 - Loss on Bad Debt	607,748	924,865	44,458	—	—	(44,458)
78250 - Inventory Over/Short	(22,571)	(416,276)	—	(430,998)	—	—
78255 - Inventory Credit Card	(5,270)	(2,894)	—	—	—	—
77000 - Charges - Other	6,851,680	7,884,299	7,959,166	7,207,665	8,333,507	374,341
Other Charges	9,758,231	11,187,776	12,055,115	11,752,856	12,826,256	771,141
Capital Outlay						
Improve Other than Building						
83100 - Improve other than Build	—	—	—	—	—	—
83200 - Improvement	—	—	—	—	—	—
83000 - Improve Other than Building	—	—	—	—	—	—
Machinery & Equipment						
84100 - Auto-Rolling Stock & Equ	3,895	25,050	525,780	414,643	1,481,776	955,996
84200 - Machinery General	—	—	—	17,601	—	—
84310 - Shop Equipment	5,324	—	—	—	—	—
84610 - Info Tech Equipt - PCs	21,815	—	21,815	—	—	(21,815)
84900 - Office Furniture & Fixtu	—	—	5,000	5,000	—	(5,000)
84910 - Other Equipment	81,574	36,549	62,074	34,749	—	(62,074)
84800 - Communications Equipment	—	34,178	35,000	34,772	—	(35,000)
84000 - Machinery & Equipment	112,608	95,777	649,669	506,765	1,481,776	832,107
Capital Outlay	112,608	95,777	649,669	506,765	1,481,776	832,107
Debt Service						
Debt Service						
89200 - Bond Interest Payments	—	—	—	—	421,000	421,000
89000 - Debt Service	—	—	—	—	421,000	421,000
Debt Service	—	—	—	—	421,000	421,000
Inter Reimbursements						
Inter Reimbursements						
90180.LABOR - Sales to Other Departments	—	—	—	(2,500)	—	—
90030 - Municipal Garage	(76,593)	(76,593)	(76,593)	(76,592)	(76,593)	—
90080 - Water Distribution	(16,233)	(16,233)	(16,233)	(16,233)	(16,233)	—
90110 - Sewer System	(12,162)	(12,162)	(12,162)	(12,162)	(12,162)	—
90140 - Airport	(20,004)	(25,000)	(25,000)	(25,000)	(25,000)	—
90160 - Other Departments	(40,035)	(37,429)	(17,752)	139,496	12,248	30,000
90180 - Sales to Other Department	(449,052)	(563,743)	(773,790)	(658,400)	(777,847)	(4,057)
90190 - Payroll Reimbursements	(354,678)	(192,924)	(262,006)	(210,807)	(262,006)	—
90195 - Warranty Reimbursements	(280)	—	—	—	—	—
90000 - Inter Reimbursements	(969,037)	(924,084)	(1,183,536)	(862,198)	(1,157,593)	25,943

General Fund (1000)						
Description	2021 Actual	2022 Actual	2023 Budget	2023 Revised Estimate	2024 Dept Request	Dept Request Variance
Wreck Damage						
90155 - Damage to Infrastructure	(95,668)	(7,531)	(43,000)	(62,224)	(43,000)	—
90150 - Wreck Damage	(95,668)	(7,531)	(43,000)	(62,224)	(43,000)	—
Inter Reimbursements	(1,064,705)	(931,615)	(1,226,536)	(924,422)	(1,200,593)	25,943
Operating Transfers						
Operating Transfers						
92010 - Other Grant Funds	169,225	168,219	168,224	168,224	1,168,224	1,000,000
92013 - Comp Step 2210	53,723	50,858	50,880	50,858	50,880	—
92015 - Home Investments	29,737	147,071	156,271	156,271	286,271	130,000
92030 - Criminal Justice Grants	660	—	—	—	—	—
92040 - Solid Waste	—	—	1,471,990	1,471,990	1,515,289	43,299
92045 - Street Improvement	2,337,000	2,337,000	2,510,000	2,510,000	2,510,000	—
92060 - Civic Center Improv	4,660,567	4,884,466	2,959,342	3,150,759	2,956,155	(3,187)
92065 - Golf Course Impr Fund	—	—	—	—	—	—
92075 - Emerg Mgmt Svc - 2430	—	7,136	—	—	—	—
92105 - Water & Sewer System	180,000	—	—	—	—	—
92110 - Liab for Comp Absences	1,903,691	1,963,700	1,250,000	1,250,000	1,250,000	—
92120 - Information Services	1,775,549	123,106	120,554	120,554	120,554	—
92125 - Municipal Garage	1,488	71,890	—	—	—	—
92130 - General Construction	28,917,800	14,813,840	4,647,000	4,647,000	10,480,810	5,833,810
92145 - Transfer to Self Ins Tru	3,500,000	—	—	—	—	—
92150 - Cert of Obligation	1,010,000	—	—	—	—	—
92170 - Trsf to Debt Service	175,000	175,000	806,462	806,462	805,324	(1,138)
92195 - Trf to 2090 Court Security	81,378	92,734	106,705	106,705	106,705	—
92011 - AIP Pantex 2670	—	—	10,000	—	10,000	—
92196 - Trf to 2080 Court Technology	—	27,806	32,800	32,800	32,800	—
92198 - Trf to 2460 OEM/FEMA Disa	—	56,888	—	—	—	—
92000 - Operating Transfers	44,795,818	24,919,714	14,290,228	14,471,623	21,293,012	7,002,784
Operating Transfers	44,795,818	24,919,714	14,290,228	14,471,623	21,293,012	7,002,784
Total Expenditures	232,030,900	231,282,762	250,646,091	238,083,657	278,465,067	27,818,976
Net Total	9,201,332	(616,718)	(13,904,426)	3,539,357	(17,124,808)	(3,220,382)

Description	2021 Actual	2022 Actual	2023 Budget	2023 Revised Estimate	2024 Dept Request	Dept Request Variance
Expenditures						
1011 - Mayor and Council	57,342	116,648	138,552	125,555	139,825	1,273
1020 - City Manager	1,791,512	2,112,168	2,229,823	1,769,804	2,263,914	34,091
1023 - Office of Innovation and Engagement	598,266	791,846	1,019,681	981,954	1,161,129	141,448
1030 - Tourism & Economic Development	2,695,994	4,932,973	4,234,066	4,988,608	4,454,841	220,775
1040 - Judicial	471,930	497,327	569,572	563,714	574,302	4,730
1110 - Human Resources	1,185,758	1,230,309	1,371,827	1,219,422	1,412,892	41,065
1120 - Risk Management	308,991	286,251	405,338	343,804	366,145	(39,193)
1210 - Legal	1,933,732	2,090,137	1,769,026	1,723,628	1,724,066	(44,960)
1220 - City Secretary	391,609	462,966	534,660	363,693	547,149	12,489
1231 - Radio Communications	900	—	—	—	—	—
1232 - Emergency Management Services	513,132	607,369	1,021,229	857,868	1,180,287	159,058
1241 - Civic Center Administration	472,221	448,878	625,593	598,631	631,583	5,990
1243 - Civic Center Operations	2,177,621	2,386,602	2,949,399	2,571,451	2,929,321	(20,078)
1245 - Civic Center Sports	349,992	414,189	543,797	443,464	550,842	7,045
1247 - Santa Fe Pavilion	—	5,807	43,200	38,780	25,500	(17,700)
1248 - Box Office Operations	292,924	343,559	439,089	400,662	372,605	(66,484)
1249 - Globe News Center	358,245	410,537	542,411	502,428	721,364	178,953
1251 - Custodial Services	1,312,324	1,612,684	1,935,470	1,777,375	1,886,348	(49,122)
1252 - Facilities Maintenance	3,343,560	3,821,896	4,422,948	3,874,200	4,163,216	(259,732)
1253 - MPEV	246,600	573,861	400,000	431,000	431,000	31,000
1260 - Library	4,063,111	4,063,298	4,370,189	3,954,842	4,281,802	(88,387)
1270 - AECC	4,672,865	5,396,172	6,421,295	5,966,859	6,166,336	(254,959)
1305 - Municipal Court	1,074,559	1,210,749	1,545,980	1,266,177	1,414,266	(131,714)
1306 - Office of Civil Hearings	50,208	55,944	159,056	104,429	125,156	(33,900)
1315 - Finance	1,475,574	3,091,825	4,169,342	4,232,959	4,341,119	171,777
1320 - Accounting	1,327,682	(42,467)	—	—	—	—
1325 - Purchasing	627,342	625,436	719,735	792,610	879,209	159,474
1335 - Vital Statistics	150,568	111,491	217,785	222,522	230,772	12,987
1340 - Health Plan Administration	275,465	159,725	190,988	216,513	245,465	54,477
1345 - Central Stores	358,768	304,594	393,027	364,657	388,204	(4,823)
1350 - General Fund Transfers	49,512,467	30,432,018	26,096,275	21,889,882	48,252,795	22,156,520
1410 - Public Works	466,914	427,053	528,736	529,306	669,167	140,431
1415 - Capital Projects & Development	1,460,795	1,670,752	1,731,857	1,896,544	1,607,583	(124,274)
1420 - Street Department	8,489,094	10,046,791	11,883,202	11,297,948	11,771,324	(111,878)
1431 - Solid Waste Collection	12,673,611	14,907,389	15,130,994	15,497,966	17,613,059	2,482,065

Description	2021 Actual	2022 Actual	2023 Budget	2023 Revised Estimate	2024 Dept Request	Dept Request Variance
1432 - Solid Waste Disposal	4,787,698	5,103,563	5,777,686	5,826,549	5,771,675	(6,011)
1610 - Police	46,637,622	48,273,627	53,590,190	52,700,624	54,599,138	1,008,948
1640 - Civilian Personnel	5,270,926	5,460,531	6,411,292	5,798,321	6,363,377	(47,915)
1680 - TSU Tobacco Enforcement Progr	—	17,670	—	—	—	—
1690 - City Marshal	—	—	—	1,240,964	2,234,904	2,234,904
1710 - Animal Management & Welfare	3,087,465	3,235,514	4,085,448	3,747,386	4,176,956	91,508
1720 - Planning and Development Svcs	768,623	818,580	1,173,017	1,092,915	1,298,025	125,008
1731 - Traffic Administration	4,676,697	5,231,456	5,716,103	5,308,893	5,816,457	100,354
1732 - Traffic Field Operation	—	—	—	—	—	—
1740 - Building Safety	3,028,781	3,864,584	3,639,588	3,187,263	3,656,978	17,390
1745 - Code Enforcement	—	—	—	—	—	—
1750 - Environmental Health	1,679,236	1,936,294	2,333,406	2,151,438	2,307,179	(26,227)
1761 - Transit Fixed Route	2,427,127	2,581,562	2,971,671	2,725,502	3,019,654	47,983
1762 - Transit Demand Response	1,021,058	1,094,161	1,433,723	1,393,314	1,533,982	100,259
1763 - Transit Maintenance	793,098	997,390	1,095,266	1,030,461	1,106,877	11,611
1764 - Transit Administration	569,881	564,241	823,639	619,751	831,197	7,558
1811 - Golf Operations	4,249,344	4,569,819	4,958,432	4,818,813	4,810,629	(147,803)
1820 - Parks & Rec Administration	748,813	785,005	1,012,952	871,888	993,469	(19,483)
1825 - Beautification and Public Arts	—	91,104	136,559	128,263	132,748	(3,811)
1830 - Tennis Center	237,665	220,221	263,263	242,977	262,652	(611)
1840 - Swimming Pools	693,453	661,019	1,127,377	693,366	839,597	(287,780)
1850 - Parks & Recreation Program	359,162	394,969	540,981	418,761	482,735	(58,246)
1855 - Warford Activity Center	319,529	368,553	447,480	406,246	408,962	(38,518)
1861 - Park Maintenance	7,113,742	7,733,315	8,163,299	7,921,335	8,604,455	441,156
1862 - Zoo Maintenance	631,380	648,260	709,536	587,023	610,973	(98,563)
1870 - Athletic Administration	122,642	126,412	196,458	185,559	206,705	10,247
1871 - Softball Program	68,564	51,277	172,817	99,793	172,817	—
1872 - Basketball Program	3,062	3,284	11,272	—	11,272	—
1874 - Volleyball Program	64,812	65,288	102,362	48,430	102,362	—
1876 - Baseball	—	—	1,061	—	—	(1,061)
1880 - Senior Services	38,450	69,394	112,077	81,933	119,261	7,184
1910 - Fire Operations	35,776,868	38,655,443	41,233,352	40,686,596	42,480,919	1,247,567
1930 - Fire Marshal	1,052,497	1,362,470	2,770,961	1,328,345	1,292,747	(1,478,214)
1940 - Fire Civilian Personnel	621,027	690,978	880,681	931,697	842,356	(38,325)
Total Expenditures	232,030,900	231,282,762	250,646,091	238,083,661	278,613,644	27,967,553

GENERAL FUND PROPOSED FEE CHANGES

1750 Environmental Health

Environmental Health is proposing fee changes in one (1) program area.

	Current Fee	Proposed Fee	Increase (Decrease)	Budgetary Impact
31610 – Retail Food Permits				
Retail Food Permits	VARIES	VARIES	VARIES	\$393,220.00
Total Budgetary Impact				\$393,220.00

GENERAL FUND PROPOSED FEE CHANGES

1431 Solid Waste Collection

Solid Waste Collection is proposing a five point sixty percent (5.60%) increase in residential solid waste collection fee rates to fund a bulk waste program to combat illegal dumping.

	Current Fee	Proposed Fee	Increase (Decrease)	Budgetary Impact
33510 – Residential Collection and Disposal				
(1) One-Family Residence	\$22.90	\$24.18	\$1.28	
(2) Two-Family Residence with 1 water meter	\$44.92	\$47.44	\$2.52	
(3) Three-Family Residence with 1 water meter	\$67.38	\$71.15	\$3.77	
(4) Four-Family Residence with 1 water meter	\$89.75	\$94.78	\$5.03	
(5) Two-Family Residence, each unit on separate water meter, each unit	\$44.92	\$47.44	\$2.52	
(6) One-Family Residence and single apartment on 1 water meter	\$22.90	\$24.18	\$1.28	
(7) One-Family Residence and single apartment on 1 water meter, each unit	\$22.90	\$24.18	\$1.28	
(8) One-family unit or single-family unit, without alley entrance, where it is necessary to carry out municipal solid waste for more than ten feet but less than 50 feet from the curb, each unit	\$39.96	\$42.20	\$2.24	
(9) One-family unit or single-family unit, without alley entrance, where it is necessary to carry out municipal solid waste for more than 50 feet but less than 100 feet from the curb, each unit	\$49.68	\$52.46	\$2.78	
(10) One-family unit or single-family unit, without alley entrance, where it is necessary to carry out the municipal solid waste more than 100 feet from the curb but less than 150 feet, each unit	\$58.32	\$61.59	\$3.27	
				\$1,020,838
Total Budgetary Impact				\$1,020,838

GENERAL FUND PROPOSED FEE CHANGES

1431 Solid Waste Collection

Solid Waste Collection is proposing a sixteen point seven percent (16.7%) increase in commercial solid waste collection fee rates. The majority of this increase, 8.7%, is to fund a bulk waste program to combat illegal dumping in the alleys, the remaining 8% is to fund the residential polycart program.

33512 – Commercial Collection and Disposal					
Container Volume (in Cu. Yds)	Containers Picked up per Week Not More Than	Current Fee	Proposed Fee	Increase (Decrease)	Budgetary Impact
3	2	\$94.74	\$110.56	\$15.82	
	3	\$129.56	\$151.20	\$21.64	
	4	\$171.53	\$200.18	\$28.65	
	5	\$213.48	\$249.13	\$35.65	
	6	\$255.42	\$298.08	\$42.66	
4	2	\$—	\$—	\$—	
	3	\$218.38	\$254.85	\$36.47	
	4	\$—	\$—	\$—	
	5	\$—	\$—	\$—	
	6	\$432.34	\$504.54	\$72.20	
6	2	\$160.03	\$186.79	\$26.76	
	3	\$237.64	\$277.33	\$39.69	
	4	\$315.11	\$367.72	\$52.61	
	5	\$393.05	\$458.69	\$65.64	
	6	\$470.46	\$549.03	\$78.57	
8	2	\$173.00	\$201.89	\$28.89	
	3	\$256.90	\$299.80	\$42.90	
	4	\$340.81	\$397.73	\$56.92	
	5	\$424.70	\$495.62	\$70.92	
	6	\$508.73	\$593.69	\$84.96	
Total Budgetary Impact					\$1,314,397

GENERAL FUND PROPOSED FEE CHANGES

1855 WARFORD ACTIVITY CENTER

Warford Activity Center is proposing miscellaneous fee increases to help cover costs. The division is also removing some program fees that are no longer relevant.

	Current Fee	Proposed Fee	Increase (Decrease)	Budgetary Impact
33850 – Membership Fees				
“Punch and Play” Membership Pass – 3 Punch Pass	N/A	\$10.00	N/A	\$500
Additional Child Monthly (per child)	\$5.00	N/A	\$(5.00)	
Adults (13-54) before 4:00 PM	\$5.00	N/A	\$(5.00)	
33850 – Hourly Rental Rates				
Multi-Use Rooms	\$25.00	\$30.00	\$5.00	\$50
Kitchen	\$15.00	\$20.00	\$5.00	\$15
Rental Deposit (Refundable) - Large Events that include Food & Beverage	N/A	\$100.00	N/A	
Setup/Takedown fee for tables and chairs	N/A	\$100.00	N/A	\$500
Outdoor Patio	N/A	\$30.00	\$30.00	\$120
Hourly Full Facility Rental (minimum 2 hour rental) includes Pool, Full Gym, Game Room and 2 multi-purpose rooms	N/A	\$300.00	N/A	\$300
Pool Volleyball Net Rental (per rental)	N/A	\$10.00	N/A	\$50
33850 – After School Program Fees				
Regular After School Monthly Fee for Members	\$170.00	N/A	\$(170.00)	
Regular After School Monthly Fee for Non Members	\$190.00	N/A	\$(190.00)	
Qualified Reduced Fee for Members	\$70.00	N/A	\$(70.00)	
Qualified Reduced Fee for Non Members	\$90.00	N/A	\$(90.00)	
Program Registration Fee (non refundable)	\$25.00	N/A	\$(25.00)	
Late Fee (per occurrence)	\$15.00	N/A	\$(15.00)	
Total Budgetary Impact				\$1,535

CITY OF AMARILLO
Water & Sewer Utility
Estimated Receipts, Expenditures & Available Cash

	<u>2023/24</u>		<u>2024/25</u>
	<u>Original Budget</u>	<u>Revised Estimate</u>	<u>Proposed Budget</u>
Available Funds, beginning of year	\$50,330,313	\$50,471,610	\$36,662,859
Add Revenues:			
Operating Income	113,403,611	114,218,658	117,203,025
Bond Proceeds	—	—	6,000,000
Total Revenues	<u>113,403,611</u>	<u>114,218,658</u>	<u>123,203,025</u>
Total Available Resources	<u>163,733,924</u>	<u>164,690,268</u>	<u>159,865,884</u>
Deduct Expenditures:			
Operating, less depreciation	69,109,081	66,072,603	75,113,765
Nominal Capital	555,000	555,000	880,000
Capital	32,500,000	30,500,000	19,260,000
Debt Service Pmts - Principal	21,861,069	21,832,466	23,492,490
Debt Service Pmts - Interest	9,067,340	9,067,340	9,253,569
Total Expenditures	<u>133,092,490</u>	<u>128,027,409</u>	<u>127,999,824</u>
Available Funds, end of year	30,641,434	36,662,859	31,866,060
Less Reserves:			
Sick Leave and Annual Leave	922,578	1,011,579	1,031,811
Legal Reserves	3,161,222	3,733,242	3,733,242
Future Water Rights Purchases	—	—	—
Adjusted Available Funds, end of year	<u>\$26,557,634</u>	<u>\$31,918,038</u>	<u>\$27,101,007</u>
Three Months Operating Reserve			\$18,998,441
Capital Reserve			<u>9,000,000</u>
Target Reserve			<u>\$27,998,441</u>
Reserve			<u><u>\$(897,434)</u></u>

5200 - Water & Sewer Fund	2021 Actual	2022 Actual	2023 Budget	2023 Revised Estimate	2024 Dept Request	Dept Request Variance
Revenues						
5200 - Water & Sewer Fund						
Licenses and Permits						
31615 - Grease Trap Permits	110,520	138,101	184,585	213,527	200,000	15,415
31400 - Licenses and Permits	110,520	138,101	184,585	213,527	200,000	15,415
Utility Sales & Services						
34010 - Water Metered Sales	63,382,534	62,547,908	72,196,818	68,419,788	72,605,000	408,182
34030 - Sewer Charges	27,652,251	29,232,248	30,453,278	30,851,081	31,159,592	706,314
34040 - Ind Waste Sewer Surchar	281,104	818,780	315,000	287,588	318,150	3,150
34045 - Liq. Waste Disp. Fee	151,730	153,025	164,849	151,988	156,000	(8,849)
34060 - Sale of Reclaimed Water	612,496	638,082	615,300	605,721	651,000	35,700
34070 - Water Service Charges	1,290,809	359,109	1,365,673	1,263,447	1,393,123	27,450
34080 - Door Tag Fees	154,088	202,708	200,000	250,226	202,000	2,000
34000 - Utility Sales & Services	93,525,012	93,951,860	105,310,918	101,829,839	106,484,865	1,173,947
Tap Fees and Frontage Charges						
34210 - Water Tap Fees	272,483	60,442	75,000	183,823	198,000	123,000
34220 - Sewer Tap Fees	128,726	29,778	24,998	69,910	71,000	46,002
34230 - Water Frontage Charges	7,480	5,203	6,000	1,760	6,000	—
34240 - Sewer Frontage Charges	14,723	1,950	6,000	1,950	6,000	—
34266 - Lab Fees	98,700	87,149	103,950	80,000	89,000	(14,950)
34200 - Tap Fees and Frontage Charges	522,111	184,521	215,948	337,443	370,000	154,052
Fines & Forfeitures						
35216 - Forfeited Disc.-Water&S	827,234	975,491	824,000	1,339,455	824,000	—
35000 - Fines & Forfeitures	827,234	975,491	824,000	1,339,455	824,000	—
Construction Participations						
35420 - Owner Participation	94,784	141,794	—	—	—	—
35300 - Construction Participations	94,784	141,794	—	—	—	—
Interest Earnings						
37110 - Interest Income	1,065,662	6,620,717	7,500,000	10,800,000	10,000,000	2,500,000
37115 - Unrealized G/L	(1,245,539)	210,876	—	226,411	—	—
37125 - Other Interest Income	9,974	91,203	—	103,987	—	—
37109 - Interest Earnings	(169,903)	6,922,797	7,500,000	11,130,398	10,000,000	2,500,000
Rent						
37154 - Other Rental Income	66,485	61,897	68,000	80,000	68,000	—
37155 - Surface Land Rental	122,615	152,855	130,160	112,324	130,160	—
37150 - Rent	189,100	214,753	198,160	192,324	198,160	—
Miscellaneous Revenue						
37130 - Discounts Earned	2,159	1,146	2,000	38,731	2,000	—
37140 - Returned Check Fees	33,150	30,930	31,000	43,710	33,000	2,000
37141 - Merchant Service Fees	(881,300)	(675,083)	(890,000)	(1,053,496)	(920,000)	(30,000)
37410 - Miscellaneous Revenue	7,010	35	—	678	—	—
37418 - Non City Damage Claim	47,516	14,908	—	25,000	—	—
37435 - Sale of Scrap	32,694	69,800	27,000	75,000	27,000	—
37465 - NBV Asset Disposal	—	(8,542)	—	—	—	—
37143 - Rain Sensor Rebate	50	21	—	—	—	—

5200 - Water & Sewer Fund	2021 Actual	2022 Actual	2023 Budget	2023 Revised Estimate	2024 Dept Request	Dept Request Variance
37406 - Sampling Survey Payments	—	31,950	—	46,050	(16,000)	(16,000)
37400 - Miscellaneous Revenue	(758,721)	(534,856)	(830,000)	(824,327)	(874,000)	(44,000)
Operating Transfers In						
39110 - Tsf In fr General Fund	180,000	—	—	—	—	—
39100 - Operating Transfers In	180,000	—	—	—	—	—
Proceeds from LTerm Debt						
39810 - Proceeds from LT Debt	—	—	—	—	—	—
39800 - Proceeds from LTerm Debt	—	—	—	—	—	—
Total Revenues	94,520,138	101,994,460	113,403,611	114,218,659	117,203,025	3,799,414

Expenditures

Personal Services

41100 - Salaries and Wages	8,998,326	10,308,923	13,272,478	10,925,280	13,598,628	326,150
41300 - Incentive	214,043	216,020	210,202	179,845	220,226	10,024
41500 - PFP	—	—	81,409	—	81,409	—
41820 - Health Insurance	2,340,423	2,439,455	2,846,411	2,461,183	2,998,017	151,606
42200 - Tuition Reimbursement	—	—	4,000	5,426	5,500	1,500
42300 - State Unemployment	14,287	15,412	26,535	17,426	25,958	(577)
42400 - Workers Compensation	218,906	220,953	514,226	514,226	514,226	—
42510 - Car Allowance	12,839	14,609	17,880	18,117	16,080	(1,800)
42530 - Moving Expense	—	15,000	—	—	—	—
42550 - Communications Allowance	13,992	12,662	14,880	15,567	14,928	48
42560 - Change in Sick and Annual	24,649	107,091	—	—	—	—
41900 - Life	6,162	6,163	12,331	6,401	12,744	413
42010 - Social Security - Medicare	135,490	156,124	195,950	166,671	197,989	2,039
42020 - Social Security - OASDI	576,523	623,577	828,031	703,985	838,963	10,932
42110 - TMRS	(588,420)	1,242,406	1,988,342	1,670,202	2,028,906	40,564
42115 - OPEB Funding	(146,913)	269,497	325,309	286,778	329,918	4,609
42111 - TMRS Adj (GASB 68)	—	(104,973)	—	—	—	—
42116 - OPEB Adj (GASB 75)	—	(151,323)	—	—	—	—
41620 - Unscheduled	545,046	640,839	299,000	853,949	359,000	60,000
41000 - Personal Services	12,365,352	16,032,435	20,636,984	17,825,056	21,242,492	605,508

Supplies

51110 - Office Expense	78,877	117,882	158,079	121,593	161,149	3,070
51115 - Employee Recognition Program	826	4,507	8,100	10,100	9,600	1,500
51120 - Safety Program	31,377	31,072	40,600	30,750	40,600	—
51125 - Training	4,271	8,129	23,750	23,750	23,750	—
51200 - Operating	3,046,962	637,684	295,445	419,534	304,445	9,000
51250 - Janitor	19,521	15,828	15,175	16,128	15,175	—
51300 - Clothing and Linen	184,471	81,059	103,930	101,961	117,930	14,000
51350 - Chemical and Medical	1,205,967	1,884,401	2,122,265	2,195,430	2,138,265	16,000
51400 - Photographic	—	187	500	150	200	(300)
51450 - Botany & Agriculture	1,111	—	1,600	600	1,600	—
51452 - B & A - General	4,301	3,661	4,675	4,350	4,675	—
51560 - Conservation Expenditures	40,401	44,201	53,627	51,000	53,627	—
51700 - Education	7,322	25,451	38,950	26,037	38,950	—

5200 - Water & Sewer Fund	2021 Actual	2022 Actual	2023 Budget	2023 Revised Estimate	2024 Dept Request	Dept Request Variance
51850 - Minor Tools	57,397	60,166	54,900	68,079	62,800	7,900
51950 - Minor Office Equipment	13,812	9,989	9,013	18,438	16,193	7,180
51970 - Software	17	66	1,000	200	208,000	207,000
51980 - IT Hardware	12,148	12,370	30,500	32,842	94,500	64,000
52050 - Auto Parts	31,395	39,731	62,400	59,564	62,400	—
52120 - Tires and Tubes Other	6,555	8,916	17,625	11,182	17,625	—
52050.LABOR - Auto Parts Labor	—	—	5,802	1,211	5,301	(501)
51800 - Fuel & Oil	153,478	102,728	118,968	146,602	242,376	123,408
53100 - Natural Gas	126,778	127,256	148,239	105,322	80,761	(67,478)
53150 - Electricity	5,116,570	6,618,540	7,102,292	5,598,409	7,315,360	213,068
53200 - Water and Sewer	88,662	72,311	79,113	167,632	173,696	94,583
55100 - Publications	114	—	1,000	1,000	1,000	—
51100 - Supplies	10,232,333	9,906,136	10,497,548	9,211,864	11,189,978	692,430
Contractual Services						
61100 - Communications Billing	15,102	14,445	15,400	15,400	15,400	—
61200 - Postage	384,925	408,935	517,040	409,966	415,840	(101,200)
61300 - Advertising	6,014	5,020	7,000	3,500	7,000	—
61400 - Dues	42,229	45,704	54,525	48,500	54,345	(180)
61410 - Tuition	62,448	53,356	78,500	76,667	78,500	—
61412 - Training	—	19,340	35,000	35,000	35,000	—
61415 - Safety Training	4,513	1,071	8,000	9,250	9,500	1,500
62000 - Professional	7,440,018	2,503,719	985,001	2,800,477	1,037,204	52,203
62025 - Blackridge Contract	180,000	285,000	300,000	285,000	300,000	—
63140 - Audit Fee	5,200	5,720	5,000	5,720	5,000	—
63210 - Armored Car Service	7,919	7,919	7,615	5,475	—	(7,615)
63300 - Collection Expense	14,597	11,283	70,000	70,000	70,000	—
67320 - Extermination	1,914	1,773	3,540	3,000	3,540	—
67500 - Laundry	2,631	3,736	2,850	3,806	2,850	—
68100 - R & M - Building	184,230	218,943	449,250	601,250	681,250	232,000
68300 - R & M - Improvements	2,145,877	2,900,113	2,317,294	3,427,890	3,060,294	743,000
68312 - Other Improvement	1,203,859	1,092,980	1,563,802	2,059,778	1,810,802	247,000
68500 - R & M - Streets	310,442	356,070	287,000	425,000	287,000	—
68610 - Office Equipment	2,641	9,971	8,200	7,730	9,280	1,080
68615 - Misc. Fuel Powered Equi	6,943	7,062	10,300	10,100	360,300	350,000
68620 - Computer Equipment	29,188	81,504	96,000	96,000	96,000	—
68630 - Dumpster Boxes	1,347	8,063	10,000	10,000	10,000	—
68640 - Machinery	22,957	16,159	23,450	22,763	23,450	—
68650 - Shop Equipment	39,619	91,994	161,212	152,200	161,212	—
68660 - Audio/Video Equipment	—	—	5,000	—	5,000	—
68670 - Communications Equipmen	—	36	1,000	1,000	1,000	—
68680 - Other Equipment	157,109	163,581	300,175	361,715	217,508	(82,667)
68710 - Auto Repair & Maint	16,631	22,307	17,180	32,122	16,680	(500)
69100 - Rental Land & Buildings	677	729	1,100	—	1,100	—
69210 - Rental City Equipment	2,143,481	2,363,437	2,583,720	2,583,720	2,716,623	132,903
69220 - Rental Other Equipment	3,924	19,023	9,225	10,003	9,225	—
69300 - Leased Computer Software	689,046	641,214	890,851	672,000	1,090,851	200,000
60000 - Contractual Services	15,125,481	11,360,205	10,824,230	14,245,032	12,591,754	1,767,524
Other Charges						
72000 - Communication	19,021	27,634	27,000	23,837	27,000	—
74000 - Printing and Binding	8,457	5,462	15,000	9,500	15,000	—
75100 - Travel	10,419	23,391	69,300	34,750	59,300	(10,000)
75200 - Mileage	—	71	—	—	—	—

5200 - Water & Sewer Fund	2021 Actual	2022 Actual	2023 Budget	2023 Revised Estimate	2024 Dept Request	Dept Request Variance
75300 - Meals and Local	10,382	9,473	9,728	12,608	10,428	700
76000 - Depreciation	15,141,662	15,644,951	16,446,768	15,933,249	16,583,446	136,678
71240 - HRA Funding	—	—	—	—	—	—
71250 - Paid Claims	—	14,500	9,500	21,000	9,500	—
71100 - Insurance and Bonds	1,169,206	951,043	1,390,445	1,390,445	1,264,644	(125,801)
76500 - Amortization of Water Rights	478,439	478,439	478,439	478,439	478,439	—
77200 - License and Permits	345,080	207,883	247,234	245,134	251,384	4,150
77215 - Tax Payments on Leased L	11	502	27	2,000	27	—
77300 - Water System Inspections	193,443	174,586	200,000	250,000	200,000	—
77470 - Service Charges - Other	28,395	28,395	28,395	28,395	28,395	—
77610 - Information Technology - City	815,762	873,199	916,859	895,029	953,533	36,674
77730 - Solid Waste	155,805	653,021	143,000	419,858	643,000	500,000
77810 - Administrative Water	998,810	998,810	865,037	865,037	976,875	111,838
77820 - Pymnt Lieu of Franch Tx	3,146,818	3,606,101	3,751,971	3,924,791	4,337,935	585,964
77830 - Pymnt Lieu of Prop Tx -	2,955,635	3,409,071	3,280,085	3,280,085	3,168,337	(111,748)
77840 - Administrative Sewer	852,265	852,265	736,883	736,883	832,152	95,269
77850 - Pymnt Lieu of Franch Tx	1,336,332	1,533,108	1,594,798	1,668,229	1,844,687	249,889
77860 - Pymnt Lieu of Prop Tx -	1,867,912	2,187,413	2,120,826	2,120,826	2,148,099	27,273
78000 - Pymnt to CRMWA - M and O	6,273,564	7,216,296	9,446,000	6,750,000	8,379,000	(1,067,000)
78010 - Fiscal Agent Fees	15,930	16,425	13,000	16,425	13,000	—
78210 - Cash Over/Short	—	72	500	—	—	(500)
78230 - Loss on Bad Debt	1,428,532	1,584,282	480,000	—	—	(480,000)
78245 - Discounts Lost	—	18	—	—	—	—
70000 - Other Charges	37,251,882	40,496,413	42,270,795	39,106,520	42,224,181	(46,614)
Capital Outlay						
80000 - Capital Outlay	—	—	—	—	162,000	162,000
84000 - Machinery & Equipment	—	—	260,000	260,000	484,000	224,000
83200 - Improvement	—	—	100,000	100,000	—	(100,000)
84100 - Auto-Rolling Stock & Equ	—	—	190,000	190,000	391,000	201,000
84910 - Other Equipment	—	—	5,000	5,000	5,000	—
80000 - Capital Outlay	—	—	555,000	555,000	1,042,000	487,000
Debt Service						
89200 - Bond Interest Payments	3,496,940	6,537,919	9,067,340	9,067,340	9,253,569	186,229
89300 - Fiscal Agent Bond Fees	—	—	—	—	13,000	13,000
89350 - Bond Issuance Costs	325,655	239,410	—	112,695	—	—
89000 - Debt Service	3,822,595	6,777,328	9,067,340	9,180,035	9,266,569	199,229
Inter Reimbursements						
90100 - Work-order Reimbursement	(302,409)	(181,334)	(500,000)	(250,000)	(250,000)	250,000
90160 - Other Departments	(19,890)	(19,890)	(49,049)	(2,000)	(29,159)	19,890
90180 - Sales to Other Department	(415,223)	(450,398)	(230,074)	(373,104)	(350,000)	(119,926)
90000 - Inter Reimbursements	(737,522)	(651,622)	(779,123)	(625,104)	(629,159)	149,964
Operating Transfers						
92005 - General Fund	—	—	—	—	2,800,000	2,800,000
92120 - Information Services	66,599	66,847	63,654	63,654	63,654	—
92125 - Municipal Garage	83,266	244,729	—	30,000	—	—
92130 - General Construction	2,847,118	416,400	—	—	—	—
92170 - Trsf to Debt Service	—	2,514,578	2,520,200	2,514,578	2,517,750	(2,450)

5200 - Water & Sewer Fund	2021 Actual	2022 Actual	2023 Budget	2023 Revised Estimate	2024 Dept Request	Dept Request Variance
92000 - Operating Transfers	2,996,983	3,242,554	2,583,854	2,608,232	5,381,404	2,797,550
Total Expenditures	81,057,104	87,163,449	95,656,628	92,106,635	102,309,219	6,652,591
Net Total	13,463,034	14,831,011	17,746,983	22,112,024	14,893,806	(2,853,177)

Description	2021 Actual	2022 Actual	2023 Budget	2023 Revised Estimate	2024 Dept Request	Dept Request Variance
Expenditures						
52100 - Utilities Office	3,989,359	4,909,539	5,732,407	5,640,996	6,428,816	696,409
52110 - Director of Utilities	929,523	1,549,161	1,199,517	932,946	2,234,981	1,035,464
52115 - Capital Projects & Development	403,180	425,257	1,470,295	700,477	1,245,175	(225,120)
52120 - Water & Sewer General	5,276,612	3,164,601	2,199,668	1,185,749	4,556,342	2,356,674
52121 - Sewer General	7,794,767	13,821,258	14,922,472	15,106,401	15,745,669	823,197
52122 - Water General	7,201,531	8,073,871	9,027,668	9,200,488	9,359,735	332,067
52123 - Water & Sewer - Transfer	71,099	311,576	63,654	63,654	63,654	—
52200 - Water Production	7,579,269	8,726,424	9,021,762	8,934,157	9,560,125	538,363
52210 - Water Transmission	5,728,386	6,288,966	7,418,393	6,875,813	7,197,505	(220,888)
52220 - Surface Water Treatment	11,422,885	12,759,732	15,800,715	13,737,108	15,117,503	(683,212)
52230 - Water Distribution	10,287,409	9,377,812	8,680,535	9,952,854	8,781,023	100,488
52240 - Waste Water Collection	10,181,663	5,776,062	7,115,028	6,262,762	7,586,158	471,130
52260 - River Road Water Reclamation	3,428,891	4,230,974	4,554,272	4,529,583	4,595,243	40,971
52270 - Hollywood Road Waste Water Tre	5,125,501	5,976,100	6,440,177	6,791,609	7,336,433	896,256
52281 - Laboratory Admin	1,637,030	1,772,116	2,010,065	2,192,038	2,500,857	490,792
Total Expenditures	81,057,104	87,163,449	95,656,628	92,106,635	102,309,219	6,652,591

WATER AND SEWER FUND PROPOSED FEE CHANGES

Water General

We have proposed adding a third tier to commercial water usage. This tier would add an additional charge to commercial usage that exceed 10,000 gallons during the billing cycle. The new rates charged in this tier would be \$4.15 per 1,000 gallons for commercial customers inside the city, and \$6.23 per 1,000 gallons for commercial customers outside of the city.

34010 – Water Metered Sales (COMMERCIAL)				
Quantity (Gallons)	Inside City per 1,000 Gallons	Outside City per 1,000 Gallons	Increase (Decrease)	Budgetary Impact
0 - 3,000	No Change	No Change		\$400,000.00
3,001 - 10,000	No Change	No Change		
Over 10,000	\$4.15	\$6.23	\$4.15 - \$6.23	
Total Budgetary Impact				\$400,000.00

CITY OF AMARILLO
Airport Fund
Estimated Receipts, Expenditures & Available Cash

	<u>2023/24</u>		<u>2024/25</u>
	<u>Original Budget</u>	<u>Revised Estimate</u>	<u>Proposed Budget</u>
Available Funds, beginning of year	\$9,881,829	\$9,936,752	\$4,296,066
Add Revenues:			
Operating Income	15,966,888	16,513,071	16,977,183
Bond Proceeds	3,000,000	3,000,000	—
Grant Income	5,352,245	5,464,745	8,092,200
Total Revenues	<u>24,319,133</u>	<u>24,977,816</u>	<u>25,069,383</u>
Total Available Resources	<u>34,200,962</u>	<u>34,914,568</u>	<u>29,365,449</u>
Deduct Expenditures:			
Operating, less depreciation	15,804,323	14,303,757	15,903,092
Capital	11,864,745	16,314,745	7,442,200
Debt Service Pmts - Principal	30,000	—	45,000
Debt Service Pmts - Interest	226,146	—	131,333
Total Expenditures	<u>27,925,214</u>	<u>30,618,502</u>	<u>23,521,625</u>
Available Funds, end of year	6,275,748	4,296,066	5,843,824
Less Reserves:			
Sick Leave and Annual Leave	363,924	429,907	438,505
Adjusted Available Funds, end of year	<u>\$5,911,824</u>	<u>\$3,866,159</u>	<u>\$5,405,319</u>
Three Months Operating Reserve			\$3,975,773
Capital Reserve			<u>1,500,000</u>
Target Reserve			<u>\$5,475,773</u>
Reserve			<u><u>\$(70,454)</u></u>

5400- Airport - Description	2021 Actual	2022 Actual	2023 Budget	2023 Revised Estimate	2024 Dept Request	Dept Request Variance
Revenues						
5400 - Airport Fund						
Intergovernmental Revenues						
32825 - TxDOT Assistance	—	—	37,500	—	50,000	12,500
32800 - Intergovernmental Revenues	—	—	37,500	—	50,000	12,500
Airfield Fees and Commissions						
34310 - Landing Fees	767,822	979,672	1,286,216	1,250,000	1,318,371	32,155
34315 - Passenger Facility Charge	1,327,703	1,364,073	1,400,000	1,550,000	1,550,000	150,000
34320 - Fuel Flowage Comm	128,479	125,888	150,000	150,000	150,000	—
34350 - Cargo Landing Fees	4,233	2,455	—	—	—	—
34360 - Gen Av and Military Landing Fe	88,990	85,676	100,000	100,000	100,000	—
34300 - Airfield Fees and Commissions	2,317,226	2,557,765	2,936,216	3,050,000	3,118,371	182,155
Terminal Building Area Rental						
34410 - Airline Rentals	2,854,184	2,772,475	3,960,000	3,960,000	4,038,000	78,000
34420 - Restaurant Commissions	210,955	252,426	336,964	336,964	336,964	—
34460 - Other Terminal Building	111,660	227,130	130,000	130,000	130,000	—
34470 - Car Rental Commissions	1,127,026	1,674,280	1,500,000	1,500,000	1,500,000	—
34471 - Customer Facility Charge	518,049	533,181	582,000	582,000	582,000	—
34472 - CONRAC Fuel Revenue	223,155	197,622	348,000	197,622	300,000	(48,000)
34480 - Auto Parking Commission	3,303,904	4,078,787	4,700,000	4,700,000	4,700,000	—
34400 - Terminal Building Area Rental	8,348,933	9,735,901	11,556,964	11,406,586	11,586,964	30,000
Other Building & Ground Rental						
34620 - Albers Aerospace	329,859	302,123	332,836	335,000	337,200	4,364
34630 - Intl Aerospace Coatings Lease	499,240	531,792	540,942	514,717	514,717	(26,225)
34631 - Wilmax Lease	14,264	14,264	15,000	15,000	15,000	—
34632 - Marcee Properties Lease	45,000	40,198	45,000	45,000	45,000	—
34640 - Bell Helicopter Rents	521,779	503,727	559,044	559,044	570,225	11,181
34650 - Fixed Base Operator Lea	76,336	106,844	220,000	220,000	220,000	—
34660 - Other Build Rents – Ai	47,786	45,530	49,650	55,000	65,000	15,350
34665 - PRANA Master Lease	134,339	149,834	167,456	167,456	167,456	—
34670 - Fuel Storage Rentals	233,701	237,737	259,350	259,350	259,350	—
34680 - Ground Rentals	18,337	25,156	18,000	12,000	12,000	(6,000)
34715 - Ground Transportation Fees	31,958	33,848	30,180	33,848	35,000	4,820
34600 - Other Building & Ground Rental	1,952,599	1,991,054	2,237,458	2,216,415	2,240,948	3,490
Other						
34700 - Advertising Commission	17,500	—	42,000	42,000	42,000	—
34800 - Other	17,500	—	42,000	42,000	42,000	—
Revenue from Other Agencies						
35610 - Grant In Aid – Federal	4,389,174	58,109	3,864,745	3,864,745	6,442,200	2,577,455
35700 - Grants - State	49,585	50,000	50,000	50,000	50,000	—
35500 - Revenue from Other Agencies	4,438,758	108,109	3,914,745	3,914,745	6,492,200	2,577,455
Interest Earnings						
37110 - Interest Income	90,701	941,513	505,000	1,277,000	1,532,000	1,027,000
37115 - Unrealized G/L	(1,119)	—	—	—	—	—
37125 - Other Interest Income	309,845	323,939	—	—	—	—
37109 - Interest Earnings	399,427	1,265,453	505,000	1,277,000	1,532,000	1,027,000

5400- Airport - Description	2021 Actual	2022 Actual	2023 Budget	2023 Revised Estimate	2024 Dept Request	Dept Request Variance
Rent						
37155 - Surface Land Rental	1,500	1,375	2,900	2,000	2,900	—
37150 - Rent	1,500	1,375	2,900	2,000	2,900	—
Miscellaneous Revenue						
37130 - Discounts Earned	8	318	—	—	—	—
37140 - Returned Check Fees	60	—	—	—	—	—
37141 - Merchant Service Fees	(65,504)	(85,949)	(100,350)	(72,000)	(72,000)	28,350
37410 - Miscellaneous Revenue	79,999	72,852	76,000	72,000	76,000	—
37440 - Asset Sale Proceeds	1,645,360	—	—	—	—	—
37451 - TSA LEO Reimbursement	109,500	111,340	110,700	69,070	—	(110,700)
37465 - NBV Asset Disposal	(1,106,917)	—	—	—	—	—
37400 - Miscellaneous Revenue	662,506	98,561	86,350	69,070	4,000	(82,350)
Operating Transfers In						
39595 - Transfer In From AHFC	—	—	—	—	—	—
39676 - Tsf in fr Airport PFC Fu	1,115,000	1,685,000	—	—	—	—
39100 - Operating Transfers In	1,115,000	1,685,000	—	—	—	—
Total Revenues	19,253,450	17,443,217	21,319,133	21,977,816	25,069,383	3,750,250

Expenditures

Personal Services

Personal Services

41100 - Salaries and Wages	2,624,720	3,114,520	4,010,223	3,478,871	4,239,791	229,568
41300 - Incentive	75,951	80,489	86,681	57,896	75,420	(11,261)
41500 - PFP	—	—	20,555	—	20,555	—
41820 - Health Insurance	571,606	673,370	790,404	637,286	725,136	(65,268)
42300 - State Unemployment	3,008	3,353	5,966	4,289	5,914	(52)
42400 - Workers Compensation	62,335	72,483	142,815	142,815	142,815	—
42510 - Car Allowance	10,614	11,570	12,000	11,552	12,000	—
42520 - Uniform/Clothing Allowan	6,358	6,959	8,712	7,006	—	(8,712)
42540 - Tool Allowance	3,955	6,035	6,600	6,212	6,300	(300)
42550 - Communications Allowance	15,451	15,320	16,560	16,653	14,400	(2,160)
42560 - Change in Sick and Annua	66,289	50,162	—	—	—	—
41900 - Life	1,462	1,536	2,952	1,569	3,034	82
42010 - Social Security - Medicare	39,200	46,155	60,042	52,673	63,046	3,004
42020 - Social Security - OASDI	167,340	197,351	256,638	225,220	269,570	12,932
42110 - TMRS	(81,545)	393,559	616,974	530,193	690,821	73,847
42115 - OPEB Funding	(13,494)	80,705	100,617	91,033	105,651	5,034
42111 - TMRS Adj (GASB 68)	—	(25,072)	—	—	—	—
42116 - OPEB Adj (GASB 75)	—	(32,382)	—	—	—	—
41000 - Personal Services	3,553,250	4,696,110	6,137,739	5,263,268	6,374,453	236,714

Overtime Pay

41620 - Unscheduled	93,426	86,286	80,000	204,337	80,000	—
41600 - Overtime Pay	93,426	86,286	80,000	204,337	80,000	—

Personal Services

	3,646,676	4,782,396	6,217,739	5,467,605	6,454,453	236,714
--	------------------	------------------	------------------	------------------	------------------	----------------

Supplies

General Supplies

51110 - Office Expense	10,268	9,292	13,300	10,000	15,000	1,700
51115 - Employee Recognition Program	4,798	4,737	7,800	7,800	8,000	200

5400- Airport - Description	2021 Actual	2022 Actual	2023 Budget	2023 Revised Estimate	2024 Dept Request	Dept Request Variance
51120 - Safety Program	837	3,263	2,100	2,100	2,500	400
51200 - Operating	8,596	9,425	—	—	—	—
51220 - Badge Office Supplies	3,518	4,748	6,000	6,000	7,000	1,000
51250 - Janitor	47,786	77,042	81,000	80,825	87,000	6,000
51300 - Clothing and Linen	17,792	13,026	600	600	1,000	400
51350 - Chemical and Medical	18,212	4,426	5,000	5,000	5,000	—
51400 - Photographic	159	—	—	—	—	—
51410 - Vaccines	—	—	100	100	100	—
51420 - Snow Removal Supplies	81,254	81,909	120,000	5,000	75,000	(45,000)
51425 - Terminal Equipment	59	—	—	—	—	—
51760 - WHMP Program Management	86,167	13,234	35,000	35,000	57,000	22,000
51810 - CONRAC Fuel Expense	243,490	230,163	300,000	300,000	273,000	(27,000)
51850 - Minor Tools	2,317	1,913	2,000	2,000	9,000	7,000
51950 - Minor Office Equipment	641	—	250	200	250	—
51955 - Furniture	5,790	32,184	9,600	9,600	53,000	43,400
51970 - Software	114,217	95,411	209,000	209,000	55,000	(154,000)
51980 - IT Hardware	35,325	146,393	75,000	75,000	171,000	96,000
52000 - Ammunition	5,796	4,955	—	—	—	—
52050 - Auto Parts	15,403	22,628	24,000	24,000	24,000	—
52120 - Tires and Tubes Other	4,742	32,369	15,000	15,000	10,000	(5,000)
51116 - Employee Recognition Program Airport FAC	—	—	500	500	800	300
51121 - Employee Recognition Program Airport Operations	—	—	500	500	500	—
51122 - Employee Recognition Program Airport Police	—	—	500	500	700	200
51201 - Operating Airport FAC	—	—	1,000	1,000	1,000	—
51203 - Operating Airport Police	—	—	16,219	10,000	19,448	3,229
51301 - Clothing and Linen Airport Info Tech	—	—	500	400	500	—
51302 - Clothing and Linen Airport Operations	—	—	2,000	2,000	3,100	1,100
51303 - Clothing and Linen Airport FAC	—	—	9,000	12,000	21,000	12,000
51304 - Clothing and Linen Airport Police	—	—	25,024	14,000	29,630	4,606
51851 - Minor Tools Airport Airside	—	—	2,000	1,500	4,000	2,000
51852 - Minor Tools Info Tech	—	—	2,000	1,500	2,000	—
51853 - Minor Tools L/F	—	—	2,000	1,600	12,000	10,000
52001 - Ammunition Airport Operations	—	—	1,800	1,800	1,800	—
52002 - Ammunition Airport Police	—	—	17,350	17,350	17,840	490
51100 - General Supplies	707,169	787,117	986,143	851,875	967,168	(18,975)
Energy						
51800 - Fuel & Oil	52,216	98,623	129,067	80,000	75,000	(54,067)
53100 - Natural Gas	225,775	167,450	208,977	208,977	192,977	(16,000)
53150 - Electricity	456,388	578,500	665,795	612,776	685,769	19,974
53200 - Water and Sewer	59,155	58,363	61,373	80,000	77,087	15,714
53000 - Energy	793,534	902,936	1,065,212	981,753	1,030,833	(34,379)
Books and Periodicals						
55100 - Publications	2,995	423	200	200	200	—
55000 - Books and Periodicals	2,995	423	200	200	200	—
Supplies	1,503,698	1,690,476	2,051,555	1,833,828	1,998,201	(53,354)
Contractual Services						
Contractual Services						
61200 - Postage	844	925	800	700	1,000	200

5400- Airport - Description	2021 Actual	2022 Actual	2023 Budget	2023 Revised Estimate	2024 Dept Request	Dept Request Variance
61300 - Advertising	359,688	216,004	74,000	70,000	400,000	326,000
61327 - Miscellaneous	—	—	225,000	100,000	—	(225,000)
61400 - Dues	6,238	5,917	1,150	5,917	1,150	—
61410 - Tuition	9,167	7,255	3,800	7,255	—	(3,800)
61415 - Safety Training	595	54	11,100	8,000	2,500	(8,600)
61500 - Administrative Service Charge	604,777	630,357	394,767	400,000	425,000	30,233
62000 - Professional	894,270	561,917	409,255	409,255	350,000	(59,255)
62010 - Service Agreements	218,885	240,465	103,000	103,000	40,000	(63,000)
62020 - TSA Background Checks	17,925	19,643	18,000	18,000	19,000	1,000
62040 - SICP ACM Program Management	939	—	1,000	1,000	35,500	34,500
62220 - Leased Equipment Expense	—	—	175,000	175,000	125,000	(50,000)
61401 - Dues Airport FAC	—	—	1,500	1,200	1,800	300
61402 - Dues Airport Info Tech	—	—	275	250	600	325
61403 - Dues Airport Operations	—	—	1,375	1,300	1,650	275
61404 - Dues Airport Police	—	—	950	900	950	—
61411 - Tuition Airport Operations	—	—	560	3,800	6,530	5,970
61413 - Tuition Airport FAC	—	—	1,100	1,100	5,500	4,400
61416 - Tuition Airport Police	—	—	2,280	2,280	6,680	4,400
60000 - Contractual Services	2,113,327	1,682,537	1,424,912	1,308,957	1,422,860	(2,052)
Professional						
62060 - ASP Programs	—	—	—	—	115,000	115,000
62070 - Worker Screening Contract	—	—	—	—	104,000	104,000
62080 - SIDA Video	—	—	—	—	10,000	10,000
62000 - Professional	—	—	—	—	229,000	229,000
Other Professional						
63140 - Audit Fee	8,100	8,910	9,000	9,000	9,000	—
63000 - Other Professional	8,100	8,910	9,000	9,000	9,000	—
Cleaning Services						
67310 - Janitorial Service Cont	5,005	—	20,000	20,000	8,000	(12,000)
67320 - Extermination	25,536	30,671	30,000	31,000	7,000	(23,000)
67000 - Cleaning Services	30,541	30,671	50,000	51,000	15,000	(35,000)
Repair and Maint Services						
68100 - R & M - Building	33	—	—	—	—	—
68101 - R&M - Bldg - Terminal	81,058	40,328	50,000	50,000	30,000	(20,000)
68102 - R&M - Bldg - Airfield	56,570	218,747	150,000	150,000	80,000	(70,000)
68103 - R&M - Bldg - FS #10 & Tr	33,298	5,438	7,000	7,000	7,000	—
68300 - R & M - Improvements	77,628	42,956	88,000	88,000	70,000	(18,000)
68301 - R&M - Impr - Terminal	12,990	7,511	60,000	50,000	100,000	40,000
68302 - R&M - Impr - Airfield	5,104	89,351	100,000	100,000	100,000	—
68303 - R&M - Impr - FS #10 & Tr	2,786	1,533	20,000	18,000	45,000	25,000
68304 - R&M - Impr - Inline System	35,367	18,540	60,000	60,000	60,000	—
68305 - R&M Boarding Bridges	28,529	24,926	90,000	70,000	80,000	(10,000)
68306 - R&M Fire and Security Systems	27,446	22,852	30,000	28,000	26,000	(4,000)
68307 - R&M Elevator/Escalator	—	17,383	77,000	77,000	75,000	(2,000)
68308 - R&M HVAC	52,007	91,177	55,000	55,000	110,000	55,000
68309 - R&M Parking Garage	362	4,774	4,000	4,000	3,000	(1,000)
68310 - R & M Other Improvements	3,782	971	3,000	2,500	3,000	—
68311 - R&M SRE Shop	9,757	10,597	7,000	7,000	6,000	(1,000)
68400 - R & M - Irrigation	5,184	708	10,000	10,000	10,000	—
68500 - R & M - Streets	2,986	409	3,000	3,000	3,000	—
68615 - Misc. Fuel Powered Equi	4,143	544	2,000	1,500	—	(2,000)

5400- Airport - Description	2021 Actual	2022 Actual	2023 Budget	2023 Revised Estimate	2024 Dept Request	Dept Request Variance
68640 - Machinery	7,016	507	5,000	4,000	2,500	(2,500)
68650 - Shop Equipment	3,663	3,698	3,000	3,000	—	(3,000)
68660 - Audio/Video Equipment	21,764	23,542	10,000	10,000	5,800	(4,200)
68670 - Communications Equipmen	8,938	53,848	64,000	64,000	103,000	39,000
68680 - Other Equipment	14,756	32,265	5,000	5,000	—	(5,000)
68710 - Auto Repair & Maint	9,533	22,465	30,000	30,000	20,000	(10,000)
68104 - R & M - Terminal Lighting	—	10,905	25,000	25,000	20,000	(5,000)
68105 - R & M - Terminal Plumbing	8,898	41,314	45,000	45,000	40,000	(5,000)
68106 - R & M - Terminal Water Treatment	—	18,898	40,000	40,000	43,000	3,000
68317 - R&M Fire and Security Sys Airport L/F	—	—	35,000	25,000	25,000	(10,000)
68319 - R&M Plumbing Airport L/F	—	—	8,000	8,000	5,000	(3,000)
68321 - R&M HVAC Airport L/F	—	—	4,000	4,000	2,000	(2,000)
68323 - R&M Lighting Airport L/F	—	—	4,000	4,000	3,000	(1,000)
68641 - Machinery Airport L/F	—	—	3,000	3,000	—	(3,000)
68000 - Repair and Maint Services	513,598	806,184	1,097,000	1,051,000	1,077,300	(19,700)
Rentals						
69100 - Rental Land & Buildings	90,671	32,259	65,000	65,000	50,000	(15,000)
69220 - Rental Other Equipment	3,109	526	4,000	4,000	3,000	(1,000)
69300 - Leased Computer Software	—	65,029	425,000	425,000	497,100	72,100
69000 - Rentals	93,780	97,813	494,000	494,000	550,100	56,100
Contractual Services	2,759,347	2,626,115	3,074,912	2,913,957	3,303,260	228,348
Other Charges						
Other Charges						
74000 - Printing and Binding	155	702	150	150	250	100
75100 - Travel	4,870	35,604	64,000	55,000	56,400	(7,600)
75300 - Meals and Local	5,577	7,310	3,000	3,000	5,000	2,000
76000 - Depreciation	6,698,760	5,889,170	5,652,080	5,523,847	6,007,314	355,234
75101 - Travel Airport Operations	—	—	25,000	22,000	30,000	5,000
75102 - Travel Airport Police	—	—	10,000	8,000	10,000	—
75103 - Travel Airport Info Tech	—	—	5,000	5,000	10,000	5,000
75104 - Travel Airport FAC	—	—	20,000	18,000	25,000	5,000
75301 - Meals and Local Airport FAC	—	—	1,800	1,800	2,500	700
75302 - Meals and Local Airport Operations	—	—	1,000	1,500	1,200	200
75303 - Meals and Local Police	—	—	—	—	1,000	1,000
70000 - Other Charges	6,709,362	5,932,787	5,782,030	5,638,297	6,148,664	366,634
Insurance						
71100 - Insurance and Bonds	815,966	874,334	984,545	984,545	746,984	(237,561)
71000 - Insurance	815,966	874,334	984,545	984,545	746,984	(237,561)
Charges - Other						
77450 - Administrative Other	144,784	144,784	261,198	261,198	313,973	52,775
77460 - Admin Other Governments	76,627	71,098	74,741	74,741	74,741	—
77470 - Service Charges - Other	2,112,423	2,112,423	2,231,113	2,231,113	2,486,857	255,744
77610 - Information Technology - City	327,165	350,067	367,570	358,818	382,273	14,703
78210 - Cash Over/Short	—	776	—	—	—	—
78230 - Loss on Bad Debt	(50,165)	1,762	—	—	—	—
78030 - Concession Relief Expense	—	—	—	—	—	—
77480 - Incidentals	—	—	—	—	—	—
77000 - Charges - Other	2,610,835	2,680,910	2,934,622	2,925,870	3,258,844	324,222

5400- Airport - Description	2021 Actual	2022 Actual	2023 Budget	2023 Revised Estimate	2024 Dept Request	Dept Request Variance
Other Charges	10,136,163	9,488,031	9,701,197	9,548,712	10,154,492	453,295
Capital Outlay						
Machinery & Equipment						
84111 - Misc. Fuel Powered Equip Airport L/F	—	—	2,000	500	—	(2,000)
84311 - Shop Equipment Airport L/F	—	—	3,000	2,000	—	(3,000)
84911 - Other Equipment Airport Airside	—	—	3,000	3,000	—	(3,000)
84912 - Other Equipment Airport L/F	—	—	3,000	2,000	—	(3,000)
84000 - Machinery & Equipment	—	—	11,000	7,500	—	(11,000)
Capital Outlay	—	—	11,000	7,500	—	(11,000)
Debt Service						
Debt Service						
89200 - Bond Interest Payments	—	—	—	—	131,333	131,333
89000 - Debt Service	—	—	—	—	131,333	131,333
Operating Transfers						
Operating Transfers						
92115 - Airport	1,115,000	1,685,000	—	—	—	—
92120 - Information Services	—	—	—	—	—	—
92125 - Municipal Garage	—	—	—	—	—	—
92130 - General Construction	328,198	48,000	400,000	56,000	—	(400,000)
92000 - Operating Transfers	1,443,198	1,733,000	400,000	56,000	—	(400,000)
Operating Transfers	1,443,198	1,733,000	400,000	56,000	—	(400,000)
Total Expenditures	19,489,081	20,320,017	21,456,403	19,827,602	22,041,739	585,336
Net Total	(235,631)	(2,876,800)	(137,270)	2,150,214	3,027,644	3,164,914

Description	2021 Actual	2022 Actual	2023 Budget	2023 Revised Estimate	2024 Dept Request	Dept Request Variance
Expenditures						
54110 - Department of Aviation	17,670,944	18,014,713	20,718,732	19,090,519	21,353,574	634,842
54170 - Rental Car Facility	703,137	620,304	737,671	737,083	688,165	(49,506)
54200 - Airport PFC fund	1,115,000	1,685,000	—	—	—	—
Total Expenditures	19,489,081	20,320,017	21,456,403	19,827,602	22,041,739	585,336



CITY OF AMARILLO
Drainage Utility
Estimated Receipts, Expenditures & Available Cash

	<u>2023/24</u>		<u>2024/25</u>
	<u>Original Budget</u>	<u>Revised Estimate</u>	<u>Proposed Budget</u>
Available Funds, beginning of year	\$3,444,688	\$8,441,239	\$11,310,142
Add Revenues:			
Operating Income	12,269,649	11,792,169	12,381,627
Bond Proceeds	42,800,000	39,000,000	—
Total Revenues	<u>55,069,649</u>	<u>50,792,169</u>	<u>12,381,627</u>
Total Available Resources	<u>58,514,337</u>	<u>59,233,408</u>	<u>23,691,769</u>
Deduct Expenditures:			
Operating, less depreciation	3,932,325	2,942,728	4,966,821
Nominal Capital	—	—	—
Capital	46,000,000	42,200,000	13,100,000
Debt Service Pmts - Principal	3,030,000	1,425,000	1,620,000
Debt Service Pmts - Interest	2,450,945	1,355,538	2,467,907
Total Expenditures	<u>55,413,270</u>	<u>47,923,266</u>	<u>22,154,728</u>
Available Funds, end of year	3,101,067	11,310,142	1,537,041
Less Reserves:			
Sick Leave and Annual Leave	90,011	95,132	97,035
Adjusted Available Funds, end of year	<u>\$3,011,056</u>	<u>\$11,215,010</u>	<u>\$1,440,006</u>
Three Months Operating Reserve			\$1,241,705
Capital Reserve			<u>1,500,000</u>
Target Reserve			<u>\$2,741,705</u>
Available Cash Flow Over (Under) Reserve			<u><u>\$(1,301,699)</u></u>

Description	2021 Actual	2022 Actual	2023 Budget	2023 Revised Estimate	2024 Dept Request	Dept Request Variance
Revenues						
Operating Revenues						
Other						
34755 - Drainage Assessment	6,836,305	7,615,808	11,209,022	10,792,169	11,321,000	111,978
34800 - Other	6,836,305	7,615,808	11,209,022	10,792,169	11,321,000	111,978
Fines & Forfeitures						
35218 - Forfeited Disc.-Drainage	65,686	8,505	60,627	—	60,627	—
35000 - Fines & Forfeitures	65,686	8,505	60,627	—	60,627	—
Construction Participation						
35420 - Owner Participation	107,921	15,322	—	—	—	—
35300 - Construction Participation	107,921	15,322	—	—	—	—
Interest Earnings						
37110 - Interest Income	163,170	1,198,980	1,000,000	1,000,000	1,000,000	—
37115 - Unrealized G/L	—	—	—	—	—	—
37109 - Interest Earnings	163,170	1,198,980	1,000,000	1,000,000	1,000,000	—
Proceeds from LTerm Debt						
39810 - Proceeds from LT Debt	—	—	—	—	—	—
39800 - Proceeds from LTerm Debt	—	—	—	—	—	—
Total Revenues	7,173,082	8,838,615	12,269,649	11,792,169	12,381,627	111,978

Expenditures

Personal Services

Personal Services

41100 - Salaries and Wages	581,931	879,293	1,333,810	958,439	1,261,995	(71,815)
41300 - Incentive	7,756	7,892	8,400	3,372	4,200	(4,200)
41500 - PFP	—	—	4,603	—	4,603	—
41820 - Health Insurance	165,380	196,511	307,440	206,486	303,336	(4,104)
42300 - State Unemployment	904	1,207	2,514	1,872	2,441	(73)
42400 - Workers Compensation	27,659	45,687	105,936	105,936	105,936	—
42510 - Car Allowance	5,784	5,481	6,000	3,917	6,000	—
42530 - Moving Expense	—	—	—	—	—	—
42550 - Communications Allowance	2,314	2,193	2,400	1,517	2,400	—
42560 - Change in Sick and Annua	35,587	6,886	—	—	—	—
41900 - Life	410	510	1,312	601	1,312	—
42010 - Social Security - Medicare	8,469	12,777	19,585	13,470	18,482	(1,103)
42020 - Social Security - OASDI	36,213	54,633	83,733	57,596	79,022	(4,711)
42110 - TMRS	(51,969)	109,401	201,240	136,848	191,702	(9,538)
42115 - OPEB Funding	(22,667)	22,304	32,822	23,603	30,972	(1,850)
42111 - TMRS Adj (GASB 68)	—	(7,543)	—	—	—	—
42116 - OPEB Adj (GASB 75)	—	(14,867)	—	—	—	—
41620 - Unscheduled	22,039	28,359	12,500	8,031	30,000	17,500
41000 - Personal Services	819,811	1,350,723	2,122,295	1,521,688	2,042,401	(79,894)

General Supplies

51110 - Office Expense	3,005	5,813	4,260	5,813	4,260	—
51115 - Employee Recognition Program	566	518	1,280	518	1,280	—
51120 - Safety Program	480	196	750	196	750	—
51200 - Operating	973,984	122,771	39,640	39,640	39,640	—

Description	2021 Actual	2022 Actual	2023 Budget	2023 Revised Estimate	2024 Dept Request	Dept Request Variance
51250 - Janitor	25	430	500	430	500	—
51300 - Clothing and Linen	5,521	4,586	8,600	4,728	8,600	—
51350 - Chemical and Medical	742	399	200	427	200	—
51850 - Minor Tools	2,353	472	1,300	472	—	(1,300)
51950 - Minor Office Equipment	839	1,442	—	1,442	—	—
52050 - Auto Parts	6,328	4,517	2,500	4,517	2,500	—
52120 - Tires and Tubes Other	106	—	100	—	100	—
52050.LABOR - Auto Parts Labor	—	—	—	—	—	—
51800 - Fuel & Oil	7,340	59,297	8,178	291	300	(7,878)
53100 - Natural Gas	11,808	11,307	15,050	12,444	12,817	(2,233)
53150 - Electricity	62,985	66,240	33,289	85,918	34,288	999
53200 - Water and Sewer	2,838	3,419	3,609	4,423	4,556	947
51100 - General Supplies	1,078,919	281,406	119,256	161,259	109,791	(9,465)
Contractual Services						
61200 - Postage	—	9	50	9	50	—
61410 - Tuition	260	617	500	617	500	—
62000 - Professional	51	49,208	22,000	5,500	22,000	—
68100 - R & M - Building	194	3,599	—	—	9,922	9,922
68300 - R & M - Improvements	366	730	40,819	686	40,819	—
68310 - R & M Other Improvements	—	—	2,000	—	2,000	—
68500 - R & M - Streets	—	8,657	10,000	—	10,000	—
68610 - Office Equipment	45	72	1,500	79	1,500	—
68615 - Misc. Fuel Powered Equi	—	—	2,000	—	2,000	—
68650 - Shop Equipment	—	—	1,000	—	10,921	9,921
68660 - Audio/Video Equipment	190	52,006	39,686	22,545	19,843	(19,843)
68680 - Other Equipment	—	—	15,900	—	15,900	—
69100 - Rental Land & Buildings	2,334	500	500	845	500	—
69210 - Rental City Equipment	874,531	983,379	1,030,181	1,030,181	1,128,015	97,834
69300 - Leased Computer Software	—	—	54,000	—	54,000	—
60000 - Contractual Services	877,972	1,098,777	1,220,136	1,060,462	1,317,970	97,834
Other Charges						
72000 - Communication	1,368	1,406	1,000	1,000	1,000	—
75100 - Travel	—	2,786	4,000	—	4,000	—
75300 - Meals and Local	—	195	—	—	—	—
76000 - Depreciation	371,901	384,897	618,635	393,556	634,096	15,461
71100 - Insurance and Bonds	23,652	21,935	13,940	13,940	18,795	4,855
77200 - License and Permits	—	1,112	900	1,112	900	—
77450 - Administrative Other	111,572	111,572	129,632	129,632	171,751	42,119
77610 - Information Technology - City	40,845	43,693	45,878	44,845	47,713	1,835
78210 - Cash Over/Short	—	—	—	—	—	—
78230 - Loss on Bad Debt	938,585	1,066,072	322,788	—	—	(322,788)
70000 - Other Charges	1,487,923	1,633,670	1,136,773	584,085	878,255	(258,518)
Debt Service						
89200 - Bond Interest Payments	639,783	708,516	2,450,945	1,355,538	2,467,907	16,962
89300 - Fiscal Agent Bond Fees	4,340	86,800	2,500	8,790	2,500	—
89350 - Bond Issuance Costs	—	(4,298)	—	—	—	—
89000 - Debt Service	644,123	791,018	2,453,445	1,364,328	2,470,407	16,962
Inter Reimbursements						
90180 - Sales to Other Department	(540)	—	(50,000)	—	(50,000)	—
90000 - Inter Reimbursements	(540)	—	(50,000)	—	(50,000)	—

Description	2021 Actual	2022 Actual	2023 Budget	2023 Revised Estimate	2024 Dept Request	Dept Request Variance
Operating Transfers						
92005 - General Fund	—	—	—	—	1,300,000	1,300,000
92120 - Information Services	400	—	—	—	—	—
92130 - General Construction	369,222	54,000	—	—	—	—
92000 - Operating Transfers	369,622	54,000	—	—	—	—
Total Expenditures	5,277,829	5,209,593	7,001,905	4,691,822	8,068,824	1,066,919
Net Total	1,895,253	3,629,022	5,267,744	7,100,347	4,312,803	(954,941)

Description	2021 Actual	2022 Actual	2023 Budget	2023 Revised Estimate	2024 Dept Request	Dept Request Variance
Expenditures						
56100 - Drainage Utility	5,277,829	5,209,593	7,001,905	4,691,822	8,068,824	1,066,919
Total Expenditures	5,277,829	5,209,593	7,001,905	4,691,822	8,068,824	1,066,919

CITY OF AMARILLO
Fleet Services Fund
Estimated Receipts, Expenditures & Available Cash

	<u>2023/24</u>		<u>2024/25</u>
	<u>Original Budget</u>	<u>Revised Estimate</u>	<u>Proposed Budget</u>
Available Funds, beginning of year	\$4,486,332	\$5,730,789	\$7,193,345
Add Revenues:			
Operating Income	21,538,251	22,620,081	23,631,907
Total Revenues	<u>21,538,251</u>	<u>22,620,081</u>	<u>23,631,907</u>
Total Available Resources	<u>26,024,583</u>	<u>28,350,870</u>	<u>30,825,252</u>
Deduct Expenditures:			
Operating, less depreciation	14,003,290	15,535,525	17,533,346
Nominal Capital	—	5,000,000	—
Capital	5,000,000	—	5,500,000
Debt Service Pmts - Principal	475,000	475,000	495,000
Debt Service Pmts - Interest	147,000	147,000	125,125
Total Expenditures	<u>19,625,290</u>	<u>21,157,525</u>	<u>23,653,471</u>
Available Funds, end of year	6,399,293	7,193,345	7,171,781
Less Reserves:			
Sick Leave and Annual Leave	274,105	268,730	274,105
Adjusted Available Funds, end of year	<u>\$6,125,188</u>	<u>\$6,924,615</u>	<u>\$6,897,676</u>
Three Months Operating Reserve			\$4,383,337
Capital Reserve			<u>3,000,000</u>
Target Reserve			<u>\$7,383,337</u>
Available Cash Flow Over (Under) Reserve			<u><u>\$(485,660)</u></u>

Fleet - 6100 - Description	2021 Actual	2022 Actual	2023 Budget	2022 Revised Estimate	2023 Dept Request	Dept Request Variance
Revenues						
Operating Revenues						
Interdepart Rental & User Chgs						
34910 - Fleet Equipment Rental	18,172,664	19,415,765	20,951,538	20,944,667	22,008,894	1,057,356
34900 - Interdepart Rental & User Chgs	18,172,664	19,415,765	20,951,538	20,944,667	22,008,894	1,057,356
Operating Revenues	18,172,664	19,415,765	20,951,538	20,944,667	22,008,894	1,057,356
Non-Oper Revenues						
Interest Earnings						
37110 - Interest Income	102,118	984,947	250,000	1,077,000	1,292,000	1,042,000
37115 - Unrealized G/L	(1,371)	—	—	—	—	—
37109 - Interest Earnings	100,747	984,947	250,000	1,077,000	1,292,000	1,042,000
Non-Oper Revenues	100,747	984,947	250,000	1,077,000	1,292,000	1,042,000
Other Financing Sources						
Miscellaneous Revenue						
37130 - Discounts Earned	—	—	13	—	13	—
37145 - Insurance Recoveries	—	—	—	—	—	—
37410 - Miscellaneous Revenue	—	—	—	—	—	—
37435 - Sale of Scrap	12,731	3,556	11,700	6,000	6,000	(5,700)
37460 - Gn/Lss on Prop Disposal	188,676	656,145	325,000	562,414	325,000	—
37465 - NBV Asset Disposal	(80,654)	(8,256)	—	—	—	—
37400 - Miscellaneous Revenue	120,754	651,445	336,713	568,414	331,013	(5,700)
Other Financing Sources	120,754	651,445	336,713	568,414	331,013	(5,700)
Transfers In						
Operating Transfers In						
39110 - Tsf In fr General Fund	1,488	71,890	—	—	—	—
39350 - Tsf In from Gen Construc	—	1,504,997	—	—	—	—
39420 - Tsf In Fr CO Bond Proceeds	—	—	—	—	—	—
39555 - Tsf In fr Summer Lunch 2300	—	—	—	—	—	—
39500 - Tsf In fr Risk Managemen	—	—	—	—	—	—
39530 - Tsf In fr Airport	—	—	—	—	—	—
39650 - Tsf In fr Emergency Mgt Grant	—	—	—	—	—	—
39470 - Tsf in from Water & Sewe	83,266	244,729	—	30,000	—	—
39100 - Operating Transfers In	84,754	1,821,616	—	30,000	—	—
Transfers In	84,754	1,821,616	—	30,000	—	—
Total Revenues	18,478,919	22,873,773	21,538,251	22,620,081	23,631,907	2,093,656

Expenditures

Personal Services

Personal Services

41100 - Salaries and Wages	1,450,656	1,591,335	2,258,657	1,842,542	2,123,286	(135,371)
41300 - Incentive	32,618	32,673	34,500	39,966	24,600	(9,900)
41500 - PFP	—	—	—	—	—	—
41820 - Health Insurance	331,579	336,942	428,820	344,077	462,648	33,828
42300 - State Unemployment	1,954	2,012	3,985	2,438	3,330	(655)
42400 - Workers Compensation	69,721	75,884	89,071	89,071	89,071	—
40						

Fleet - 6100 - Description	2021 Actual	2022 Actual	2023 Budget	2022 Revised Estimate	2023 Dept Request	Dept Request Variance
42510 - Car Allowance	6,016	5,785	6,000	4,355	3,000	(3,000)
42540 - Tool Allowance	36,023	34,631	48,000	37,261	48,000	—
42550 - Communications Allowance	2,407	2,314	2,400	1,711	1,200	(1,200)
42560 - Change in Sick and Annua	8,570	11,368	—	—	—	—
41900 - Life	879	828	1,845	888	1,845	—
42010 - Social Security - Medicare	21,380	24,099	34,098	28,486	31,927	(2,171)
42020 - Social Security - OASDI	90,088	101,894	145,786	121,000	136,530	(9,256)
42110 - TMRS	(125,370)	203,171	350,374	284,036	331,179	(19,195)
42115 - OPEB Funding	(29,621)	41,663	57,142	47,629	53,513	(3,629)
42111 - TMRS Adj (GASB 68)	—	(18,448)	—	—	—	—
42116 - OPEB Adj (GASB 75)	—	(26,334)	—	—	—	—
41000 - Personal Services	1,896,900	2,419,817	3,460,678	2,843,460	3,310,129	(150,549)
Overtime Pay						
41620 - Unscheduled	24,155	66,339	20,000	114,259	20,000	—
41600 - Overtime Pay	24,155	66,339	20,000	114,259	20,000	—
Personal Services	1,921,055	2,486,156	3,480,678	2,957,719	3,330,129	(150,549)
Supplies						
General Supplies						
51110 - Office Expense	1,974	2,810	3,000	3,000	3,000	—
51115 - Employee Recognition Program	229	247	1,800	1,800	1,800	—
51120 - Safety Program	—	—	1,000	1,000	1,000	—
51200 - Operating	62,392	71,832	80,000	80,000	80,000	—
51250 - Janitor	3	—	—	—	—	—
51300 - Clothing and Linen	9,409	9,230	10,250	18,000	18,000	7,750
51350 - Chemical and Medical	—	—	180	180	180	—
51850 - Minor Tools	10,035	11,308	12,000	12,000	12,000	—
51950 - Minor Office Equipment	—	11,357	—	—	—	—
52050 - Auto Parts	4,218,410	4,345,146	4,275,002	3,830,000	3,875,001	(400,001)
52120 - Tires and Tubes Other	467,839	677,534	480,000	480,000	480,000	—
54000 - Food	3,622	3,430	5,000	5,000	5,000	—
52050.LABOR - Auto Parts Labor	—	—	—	1,010,000	—	—
51100 - General Supplies	4,773,913	5,132,894	4,868,232	5,440,980	4,475,981	(392,251)
Energy						
51800 - Fuel & Oil	3,324,145	3,344,086	3,942,960	4,888,114	4,325,000	382,040
53000 - Energy	3,324,145	3,344,086	3,942,960	4,888,114	4,325,000	382,040
Supplies	8,098,058	8,476,981	8,811,192	10,329,094	8,800,981	(10,211)
Contractual Services						
Contractual Services						
61200 - Postage	37	—	216	216	216	—
61410 - Tuition	6,756	14,787	30,500	30,500	30,500	—
62000 - Professional	154,360	(7,962)	21,000	21,000	21,000	—
62220 - Leased Equipment Expense	8,630	156,216	1,310,310	1,400,000	1,806,112	495,802
60000 - Contractual Services	169,783	163,041	1,362,026	1,451,716	1,857,828	495,802
Other Professional						
63200 - Auto Part Contractual Services	265,499	332,970	265,000	265,000	265,000	—
63000 - Other Professional	265,499	332,970	265,000	265,000	265,000	—

Fleet - 6100 - Description	2021 Actual	2022 Actual	2023 Budget	2022 Revised Estimate	2023 Dept Request	Dept Request Variance
Cleaning Services						
67500 - Laundry	753	749	1,100	1,100	1,100	—
67000 - Cleaning Services	753	749	1,100	1,100	1,100	—
Repair and Maint Services						
68300 - R & M - Improvements	—	17	—	—	—	—
68650 - Shop Equipment	40,547	95,410	50,000	50,000	55,000	5,000
68680 - Other Equipment	—	28,445	—	—	—	—
68000 - Repair and Maint Services	40,547	95,410	50,000	50,000	55,000	5,000
Rentals						
69210 - Rental City Equipment	76,646	87,142	92,471	92,471	95,245	2,774
69220 - Rental Other Equipment	53,345	197,140	230,000	230,000	230,000	—
69300 - Leased Computer Software	—	—	12,000	—	12,000	—
69000 - Rentals	129,991	284,282	334,471	322,471	337,245	2,774
Contractual Services	606,572	904,914	2,012,597	2,090,287	2,516,173	503,576
Other Charges						
Other Charges						
72000 - Communication	—	—	2,000	—	2,000	—
75100 - Travel	1,640	1,116	3,000	3,000	3,000	—
75300 - Meals and Local	—	146	—	—	—	—
76000 - Depreciation	6,190,961	5,825,853	7,498,691	5,701,157	4,710,224	(2,788,467)
70000 - Other Charges	6,192,601	5,827,115	7,503,691	5,704,157	4,715,224	(2,788,467)
Insurance						
71100 - Insurance and Bonds	914,035	859,987	782,366	782,366	1,172,216	389,850
71000 - Insurance	914,035	859,987	782,366	782,366	1,172,216	389,850
Depreciation						
76600 - Amortization of Leased Assets	1,125,076	1,050,443	245,119	245,119	245,119	—
76000 - Depreciation	695,071	1,125,076	422,126	422,126	245,119	(177,007)
Charges - Other						
77420 - Administrative - Direct	60,733	60,733	60,733	60,733	60,733	—
77450 - Administrative Other	242,953	242,953	239,029	239,029	238,386	(643)
77470 - Service Charges - Other	15,860	15,860	15,860	15,860	15,860	—
77610 - Information Technology - City	67,470	72,224	75,835	74,030	78,868	3,033
78020 - Interest Expense	40,193	28,025	—	—	—	—
78250 - Inventory Over/Short	—	—	—	—	—	—
77000 - Charges - Other	427,209	419,795	391,457	389,652	393,847	2,390
Other Charges	8,658,920	8,157,339	8,922,633	7,121,294	6,526,406	(2,396,227)
Capital Outlay						
Machinery & Equipment						
84100 - Auto-Rolling Stock & Equ	—	—	—	4,000,000	—	—
84200 - Machinery General	—	—	—	1,000,000	—	—
84310 - Shop Equipment	—	—	—	—	—	—
84000 - Machinery & Equipment	—	—	—	5,000,000	—	—
Capital Outlay	—	—	—	5,000,000	—	—
Debt Service						
Debt Service						
89200 - Bond Interest Payments	—	—	147,000	147,000	125,125	(21,875)

Fleet - 6100 - Description	2021 Actual	2022 Actual	2023 Budget	2022 Revised Estimate	2023 Dept Request	Dept Request Variance
89000 - Debt Service	—	—	147,000	147,000	125,125	(21,875)
Debt Service	—	—	147,000	147,000	125,125	(21,875)
Inter Reimbursements						
Inter Reimbursements						
90180.LABOR - Sales to Other Departments	(887,812)	(921,950)	(1,480,000)	(179,650)	(1,185,000)	295,000
90180 - Sales to Other Department	—	—	—	(836,940)	—	—
90000 - Inter Reimbursements	(887,812)	(921,950)	(1,480,000)	(1,016,590)	(1,185,000)	295,000
Inter Reimbursements	(887,812)	(921,950)	(1,480,000)	(1,016,590)	(1,185,000)	295,000
Operating Transfers						
Operating Transfers						
92005 - General Fund	—	—	—	—	2,500,000	2,500,000
92120 - Information Services	—	—	—	—	—	—
92130 - General Construction	—	—	—	—	—	—
92170 - Trsf to Debt Service	—	620,281	—	—	—	—
92000 - Operating Transfers	—	620,281	—	—	2,500,000	2,500,000
Operating Transfers	—	620,281	—	—	2,500,000	2,500,000
Total Expenditures	18,396,793	19,723,721	21,894,100	26,628,804	22,613,814	719,714
Net Total	82,126	3,150,052	(355,849)	(4,008,723)	1,018,093	1,373,942

Description	2021 Actual	2022 Actual	2023 Budget	2023 Revised Estimate	2024 Dept Request	Dept Request Variance
Expenditures						
61110 - Fleet Services Operations	11,164,126	13,297,834	13,086,914	15,395,262	14,976,334	1,889,420
61120 - Equipment Replacement	7,232,667	6,425,887	8,807,186	11,233,542	7,637,480	(1,169,706)
Total Expenditures	18,396,793	19,723,721	21,894,100	26,628,804	22,613,814	719,714



CITY OF AMARILLO
Information Technology Fund
Estimated Receipts, Expenditures & Available Cash

	<u>2023/24</u>		<u>2024/25</u>
	<u>Original Budget</u>	<u>Revised Estimate</u>	<u>Proposed Budget</u>
Available Funds, beginning of year	\$3,272,307	\$2,294,771	\$2,187,206
Add Revenues:			
Operating Income	9,301,067	9,089,728	9,623,470
Total Revenues	9,301,067	9,089,728	9,623,470
Total Available Resources	12,573,374	11,384,499	11,810,676
Deduct Expenditures:			
Operating, less depreciation	9,416,730	8,697,293	9,411,496
Nominal Capital	—	—	—
Capital	500,000	500,000	—
Total Expenditures	9,916,730	9,197,293	9,411,496
Available Funds, end of year	2,656,644	2,187,206	2,399,180
Less Reserves:			
Sick Leave and Annual Leave	360,059	352,999	360,059
Adjusted Available Funds, end of year	<u>\$2,296,585</u>	<u>\$1,834,207</u>	<u>\$2,039,121</u>
Three Months Operating Reserve			\$2,352,874
Capital Reserve			—
Target Reserve			<u>2,352,874</u>
Available Cash Flow Over (Under) Reserve			<u><u>\$(313,753)</u></u>

IT - 6200 - Description	2021 Actual	2022 Actual	2023 Budget	2023 Revised Estimate	2024 Dept Request	Dept Request Variance
Revenues						
Operating Revenues						
Interdepart Rental & User Chgs						
34920 - Interdepartmental Chrg	7,173,765	8,529,071	8,939,259	8,721,709	9,261,662	322,403
34900 - Interdepart Rental & User Chgs	7,173,765	8,529,071	8,939,259	8,721,709	9,261,662	322,403
Operating Revenues	7,173,765	8,529,071	8,939,259	8,721,709	9,261,662	322,403
Non-Oper Revenues						
Interest Earnings						
37110 - Interest Income	52,976	342,490	100,000	100,000	100,000	—
37115 - Unrealized G/L	—	—	—	—	—	—
37125 - Other Interest Income	1,289	2,098	—	—	—	—
37109 - Interest Earnings	54,265	344,587	100,000	100,000	100,000	—
Rent						
37154 - Other Rental Income	2,271	2,271	—	—	—	—
37150 - Rent	2,271	2,271	—	—	—	—
Non-Oper Revenues	56,536	346,858	100,000	100,000	100,000	—
Other Financing Sources						
Miscellaneous Revenue						
37410 - Miscellaneous Revenue	63,363	74,653	77,600	83,061	77,600	—
37435 - Sale of Scrap	900	750	—	750	—	—
37465 - NBV Asset Disposal	—	(117,539)	—	—	—	—
37400 - Miscellaneous Revenue	64,263	(42,137)	77,600	83,811	77,600	—
Other Financing Sources	64,263	(42,137)	77,600	83,811	77,600	—
Transfers In						
Operating Transfers In						
39110 - Tsf In fr General Fund	120,903	120,554	120,554	120,554	120,554	—
39555 - Tsf In fr Summer Lunch 2300	—	—	—	—	—	—
39530 - Tsf In fr Airport	—	—	—	—	—	—
39470 - Tsf in from Water & Sewe	63,654	63,654	63,654	63,654	63,654	—
39100 - Operating Transfers In	184,557	184,208	184,208	184,208	184,208	—
Transfers In	184,557	184,208	184,208	184,208	184,208	—
Total Revenues	7,479,120	9,018,000	9,301,067	9,089,728	9,623,470	322,403

Expenditures

Personal Services

Personal Services

41100 - Salaries and Wages	2,497,267	2,270,144	2,844,860	2,563,263	3,133,190	288,330
41300 - Incentive	602	579	1,200	2,267	—	(1,200)
41500 - PFP	—	—	—	—	—	—
41820 - Health Insurance	392,873	377,473	434,748	372,386	426,402	(8,346)
42300 - State Unemployment	2,255	1,807	3,543	2,427	3,182	(361)
42400 - Workers Compensation	14,852	12,160	21,211	21,211	21,211	—
42510 - Car Allowance	4,212	2,893	3,000	2,888	3,000	—

IT - 6200 - Description	2021 Actual	2022 Actual	2023 Budget	2023 Revised Estimate	2024 Dept Request	Dept Request Variance
42540 - Tool Allowance	2,630	1,736	1,800	1,212	900	(900)
42550 - Communications Allowance	18,994	16,113	20,400	19,869	23,520	3,120
42560 - Change in Sick and Annu	(6,403)	47,814	—	—	—	—
41900 - Life	987	833	1,599	878	1,763	164
42010 - Social Security - Medicare	35,244	31,913	41,674	36,121	45,861	4,187
42020 - Social Security - OASDI	147,215	136,438	177,646	154,449	196,124	18,478
42110 - TMRS	(177,418)	272,592	428,213	363,933	475,751	47,538
42115 - OPEB Funding	3,660	55,893	69,838	62,919	76,867	7,029
42111 - TMRS Adj (GASB 68)	—	(28,741)	—	—	—	—
42116 - OPEB Adj (GASB 75)	—	(22,679)	—	—	—	—
41000 - Personal Services	2,936,970	3,176,968	4,049,732	3,603,823	4,407,771	358,039
Overtime Pay						
41620 - Unscheduled	10,259	8,885	—	3,124	—	—
41600 - Overtime Pay	10,259	8,885	—	3,124	—	—
Personal Services						
	2,947,228	3,185,850	4,049,732	3,606,947	4,407,771	358,039
Supplies						
General Supplies						
51110 - Office Expense	6,209	5,531	7,750	6,887	6,750	(1,000)
51200 - Operating	593,399	521,997	89,750	57,500	83,000	(6,750)
51300 - Clothing and Linen	450	—	1,000	500	500	(500)
51700 - Education	2,085	732	—	—	—	—
51850 - Minor Tools	—	1,055	3,250	3,250	2,250	(1,000)
51950 - Minor Office Equipment	385	3,359	14,000	6,200	11,000	(3,000)
51960 - Printers	—	—	—	—	—	—
51970 - Software	15,592	14,973	21,000	15,000	15,000	(6,000)
51980 - IT Hardware	187,685	17,493	84,000	74,100	68,000	(16,000)
51100 - General Supplies	805,805	565,140	220,750	163,437	186,500	(34,250)
Energy						
53150 - Electricity	13,009	17,602	19,852	21,068	20,448	596
53000 - Energy	13,009	17,602	19,852	21,068	20,448	596
Supplies						
	818,814	582,741	240,602	184,505	206,948	(33,654)
Contractual Services						
Contractual Services						
61100 - Communications Billing	496,273	586,290	620,800	570,900	591,350	(29,450)
61200 - Postage	26	125	500	500	500	—
61400 - Dues	85	85	—	—	—	—
61410 - Tuition	30,907	1,878	27,000	25,900	27,000	—
62000 - Professional	259,672	56,036	101,001	74,000	53,500	(47,501)
62010 - Service Agreements	727,342	183,407	455,000	459,800	802,218	347,218
62220 - Leased Equipment Expense	15,087	926,014	1,406,690	1,290,000	1,062,000	(344,690)
60000 - Contractual Services	1,529,392	1,753,835	2,610,991	2,421,100	2,536,568	(74,423)
Cleaning Services						
67320 - Extermination	144	326	500	500	500	—
67000 - Cleaning Services	144	326	500	500	500	—
Repair and Maint Services						
68620 - Computer Equipment	33,886	26,106	211,000	163,000	192,000	(19,000)

IT - 6200 - Description	2021 Actual	2022 Actual	2023 Budget	2023 Revised Estimate	2024 Dept Request	Dept Request Variance
68650 - Shop Equipment	593	638	1,000	1,000	1,000	—
68670 - Communications Equipmen	142,179	117,983	211,750	157,000	55,000	(156,750)
68000 - Repair and Maint Services	176,658	144,727	423,750	321,000	248,000	(175,750)
Rentals						
69210 - Rental City Equipment	32,238	30,792	37,192	30,320	33,523	(3,669)
69220 - Rental Other Equipment	28,974	28,484	30,000	30,000	30,000	—
69300 - Leased Computer Software	1,739,666	1,426,412	1,841,700	1,832,000	1,756,977	(84,723)
69000 - Rentals	1,800,878	1,485,688	1,908,892	1,892,320	1,820,500	(88,392)
Contractual Services	3,507,073	3,384,577	4,944,133	4,634,920	4,605,568	(338,565)
Other Charges						
Other Charges						
75100 - Travel	2,739	9,172	25,000	15,000	20,000	(5,000)
75200 - Mileage	—	—	2,500	2,000	2,500	—
75300 - Meals and Local	1,461	489	5,000	5,000	5,000	—
76000 - Depreciation	599,035	428,959	430,794	432,103	457,859	27,065
70000 - Other Charges	603,235	438,620	463,294	454,103	485,359	22,065
Insurance						
71100 - Insurance and Bonds	69,358	77,648	88,138	88,138	89,253	1,115
71000 - Insurance	69,358	77,648	88,138	88,138	89,253	1,115
Depreciation						
76600 - Amortization of Leased Assets	515,987	1,084,130	677,249	466,344	677,249	—
76650 - Amortization of Lease Computer	—	656,357	—	—	—	—
76000 - Depreciation	515,987	1,740,487	677,249	466,344	677,249	—
Charges - Other						
77450 - Administrative Other	230,429	214,850	246,625	246,625	259,456	12,831
78020 - Interest Expense	45,315	19,158	—	19,158	—	—
78230 - Loss on Bad Debt	—	8,720	—	—	—	—
78250 - Inventory Over/Short	(445)	270	—	—	—	—
77000 - Charges - Other	275,299	242,998	246,625	265,783	259,456	12,831
Other Charges	1,463,878	2,499,753	1,475,306	1,274,368	1,511,317	36,011
Capital Outlay						
Machinery & Equipment						
84610 - Info Tech Equipt - PCs	—	—	—	—	—	—
84910 - Other Equipment	—	—	—	—	—	—
84000 - Machinery & Equipment	—	—	—	—	—	—
Capital Outlay	—	—	—	—	—	—
Inter Reimbursements						
Inter Reimbursements						
90160 - Other Departments	(106,198)	(92,911)	(185,000)	(105,000)	(185,000)	—
90000 - Inter Reimbursements	(106,198)	(92,911)	(185,000)	(105,000)	(185,000)	—
Inter Reimbursements	(106,198)	(92,911)	(185,000)	(105,000)	(185,000)	—
Operating Transfers						

IT - 6200 - Description	2021 Actual	2022 Actual	2023 Budget	2023 Revised Estimate	2024 Dept Request	Dept Request Variance
Operating Transfers						
92005 - General Fund	—	754	—	—	—	—
92000 - Operating Transfers	—	754	—	—	—	—
Total Expenditures	8,630,796	9,560,765	10,524,773	9,595,740	10,546,604	21,831
Net Total	(1,151,676)	(542,765)	(1,223,706)	(506,012)	(923,134)	300,572

Description	2021 Actual	2022 Actual	2023 Budget	2023 Revised Estimate	2024 Dept Request	Dept Request Variance
Expenditures						
62010 - IT Administration	722,096	745,316	787,379	806,034	775,869	(11,510)
62021 - IT Enterprise Applications	2,058,469	2,166,632	2,472,222	2,226,507	2,223,250	(248,972)
62022 - IT Support	493,307	509,946	607,957	564,774	670,290	62,333
62023 - IT Print Services	91,085	80,689	122,321	83,377	117,726	(4,595)
62024 - IT GIS	275,713	376,469	441,704	426,063	457,509	15,805
62031 - IT Public Safety	169,803	193,002	196,410	220,451	508,516	312,106
62032 - IT Infrastructure	2,936,516	4,141,190	4,187,137	3,690,613	3,845,594	(341,543)
62033 - IT Telecom	785,225	759,189	691,370	684,223	548,175	(143,195)
62034 - IT Radio Communications	1,028,715	388,923	812,256	677,456	1,118,658	306,402
62150 - IT Capital	69,868	199,410	206,017	216,242	281,017	75,000
Total Expenditures	8,630,797	9,560,765	10,524,773	9,595,740	10,546,604	21,831



CITY OF AMARILLO
Risk Management Fund
Estimated Receipts, Expenditures & Available Cash

	<u>2023/24</u>		<u>2024/25</u>
	<u>Original Budget</u>	<u>Revised Estimate</u>	<u>Proposed Budget</u>
Available Funds, beginning of year	\$5,136,227	\$7,519,922	\$8,463,618
Add Revenues:			
Operating Income	10,731,680	10,868,714	11,553,354
Transfer In	—	—	—
Total Revenues	<u>10,731,680</u>	<u>10,868,714</u>	<u>11,553,354</u>
Total Available Resources	<u>15,867,907</u>	<u>18,388,636</u>	<u>20,016,972</u>
Deduct Expenditures:			
Operating, less depreciation	9,973,892	9,925,018	12,406,536
Nominal Capital	—	—	—
Total Expenditures	<u>9,973,892</u>	<u>9,925,018</u>	<u>12,406,536</u>
Available Funds, end of year	<u>\$5,894,015</u>	<u>\$8,463,618</u>	\$7,610,436
Less Reserve *			<u>5,500,000</u>
Reserve			<u>\$2,110,436</u>

* Target reserve is \$5 to \$6 million to cover any potential catastrophic claims

Risk - 6300 - Description	2021 Actual	2022 Actual	2023 Budget	2023 Revised Estimate	2024 Dept Request	Dept Request Variance
Revenues						
Non-Oper Revenues						
Interest Earnings						
37110 - Interest Income	111,287	933,096	700,000	879,000	1,055,000	355,000
37115 - Unrealized G/L	(32,304)	26,359	—	—	—	—
37109 - Interest Earnings	78,983	959,455	700,000	879,000	1,055,000	355,000
Non-Oper Revenues	78,983	959,455	700,000	879,000	1,055,000	355,000
Other Financing Sources						
Admin Cost Alloc (Interfund)						
37310 - Self Insurance Premium	5,750,948	5,810,549	7,018,537	6,998,704	7,398,234	379,697
37315 - W/C Premium City Pay	2,762,893	2,996,544	3,013,143	2,980,885	3,100,120	86,977
37300 - Admin Cost Alloc (Interfund)	8,513,840	8,807,092	10,031,680	9,979,589	10,498,354	466,674
Miscellaneous Revenue						
37145 - Insurance Recoveries	—	344,187	—	10,125	—	—
37465 - NBV Asset Disposal	—	—	—	—	—	—
37400 - Miscellaneous Revenue	—	344,187	—	10,125	—	—
Other Financing Sources	8,513,840	9,151,279	10,031,680	9,989,714	10,498,354	466,674
Transfers In						
Operating Transfers In						
39110 - Tsf In fr General Fund	3,500,000	—	—	—	—	—
39100 - Operating Transfers In	3,500,000	—	—	—	—	—
Transfers In	3,500,000	—	—	—	—	—
Total Revenues	12,092,823	10,110,735	10,731,680	10,868,714	11,553,354	821,674

Expenditures

Personal Services

Personal Services

41100 - Salaries and Wages	211,205	215,189	244,668	183,981	234,988	(9,680)
41300 - Incentive	602	101	—	—	—	—
41500 - PFP	—	—	239	—	239	—
41820 - Health Insurance	35,824	42,992	47,964	35,322	43,860	(4,104)
42300 - State Unemployment	2,302	2,272	296	200	296	—
42400 - Workers Compensation	1,018	1,025	2,202	2,202	2,202	—
42510 - Car Allowance	99	—	—	—	—	—
42550 - Communications Allowance	3,333	2,951	4,800	3,611	3,600	(1,200)
42560 - Change in Sick and Annua	1,244	(35,940)	—	—	—	—
41900 - Life	87	93	164	77	164	—
42010 - Social Security - Medicare	2,989	2,994	3,617	2,585	3,459	(158)
42020 - Social Security - OASDI	12,779	12,803	15,467	11,052	14,792	(675)
42110 - TMRS	142	25,862	37,171	26,161	35,884	(1,287)
42115 - OPEB Funding	3,632	5,303	6,062	4,559	5,798	(264)
42111 - TMRS Adj (GASB 68)	—	(1,529)	—	—	—	—
42116 - OPEB Adj (GASB 75)	—	(630)	—	—	—	—
41000 - Personal Services	275,256	273,484	362,650	269,750	345,282	(17,368)

Personal Services

Personal Services	275,256	273,484	362,650	269,750	345,282	(17,368)
--------------------------	----------------	----------------	----------------	----------------	----------------	-----------------

Risk - 6300 - Description	2021 Actual	2022 Actual	2023 Budget	2023 Revised Estimate	2024 Dept Request	Dept Request Variance
Supplies						
General Supplies						
51110 - Office Expense	5,801	2,799	3,135	5,000	3,135	—
51115 - Employee Recognition Program	—	4,597	—	—	—	—
51120 - Safety Program	57,555	58,750	74,355	74,355	74,355	—
51125 - Training	2,881	3,912	38,500	38,500	38,500	—
51300 - Clothing and Linen	96,825	105,949	235,986	186,038	155,038	(80,948)
51980 - IT Hardware	545	—	—	—	—	—
52050 - Auto Parts	143,133	128,252	420,000	223,775	420,000	—
52120 - Tires and Tubes Other	6,515	9,722	7,000	6,645	7,000	—
52050.LABOR - Auto Parts Labor	—	—	—	39,863	—	—
51100 - General Supplies	313,255	313,981	778,976	574,176	698,028	(80,948)
Energy						
51800 - Fuel & Oil	16	258	—	150	66	66
53000 - Energy	16	258	—	150	66	66
Books and Periodicals						
55100 - Publications	1,826	—	—	—	—	—
55000 - Books and Periodicals	1,826	—	—	—	—	—
Supplies	315,097	314,239	778,976	574,326	698,094	(80,882)
Contractual Services						
Contractual Services						
61400 - Dues	—	—	690	690	690	—
62000 - Professional	587,733	169,596	273,812	254,125	315,806	41,994
60000 - Contractual Services	587,733	169,596	274,502	254,815	316,496	41,994
Rentals						
69210 - Rental City Equipment	20,764	22,218	23,329	23,329	24,029	700
69300 - Leased Computer Software	16,524	132,199	130,000	130,000	130,000	—
69000 - Rentals	37,288	154,417	153,329	153,329	154,029	700
Contractual Services	625,021	324,013	427,831	408,144	470,525	42,694
Other Charges						
Other Charges						
75100 - Travel	1,474	1,429	11,400	9,535	11,400	—
76000 - Depreciation	—	—	—	—	—	—
70000 - Other Charges	1,474	1,429	11,400	9,535	11,400	—
Insurance						
71250 - Paid Claims	1,847,701	2,302,712	1,608,287	2,184,206	2,059,599	451,312
71290 - Comp Claims Paid	1,716,975	1,850,873	1,886,787	1,468,030	1,937,846	51,059
71320 - Risk Management Service	—	503	66,150	66,150	66,150	—
71330 - Incurred Claims	330,527	(2,690,389)	—	—	—	—
71100 - Insurance and Bonds	2,749,115	3,634,938	4,439,211	4,488,448	4,394,516	(44,695)
71000 - Insurance	6,644,318	5,098,637	8,000,435	8,206,834	8,458,111	457,676
Depreciation						
76650 - Amortization of Lease Computer	—	64,061	—	64,061	64,061	64,061
76000 - Depreciation	—	64,061	—	64,061	64,061	64,061

Risk - 6300 - Description	2021 Actual	2022 Actual	2023 Budget	2023 Revised Estimate	2024 Dept Request	Dept Request Variance
Charges - Other						
77450 - Administrative Other	400,074	400,074	382,894	382,894	348,969	(33,925)
77610 - Information Technology - City	8,639	9,244	9,706	9,475	10,094	388
78020 - Interest Expense	—	5,541	—	—	—	—
78230 - Loss on Bad Debt	740,724	890,367	—	—	—	—
77000 - Charges - Other	1,149,437	1,305,226	392,600	392,369	359,063	(33,537)
Other Charges	7,795,230	6,469,354	8,404,435	8,672,799	8,892,635	488,200
Operating Transfers						
Operating Transfers						
92005 - General Fund	—	—	—	—	2,000,000	2,000,000
92120 - Information Services	1,446	—	—	—	—	—
92125 - Municipal Garage	—	—	—	—	—	—
92000 - Operating Transfers	1,446	—	—	—	2,000,000	2,000,000
Operating Transfers	1,446	—	—	—	2,000,000	2,000,000
Total Expenditures	9,012,051	7,381,090	9,973,892	9,925,019	12,406,536	2,432,644
Net Total	3,080,773	2,729,645	757,788	943,695	(853,182)	(1,610,970)

Description	2021 Actual	2022 Actual	2023 Budget	2023 Revised Estimate	2024 Dept Request	Dept Request Variance
Expenditures						
63110 - Self Insurance General	478,758	832,480	708,902	781,463	2,853,531	2,144,629
63115 - Unemployment Claims	(55,370)	54,113	91,325	88,625	93,961	2,636
63120 - Fire & Extended Coverage	2,967,138	3,367,316	4,150,301	4,376,300	3,847,367	(302,934)
63125 - Workers Compensation	2,456,627	1,737,782	3,038,593	2,526,705	3,065,921	27,328
63160 - General Liability	728,340	133,890	667,604	456,000	678,009	10,405
63170 - Police Professional	151,541	155,699	179,545	166,252	203,692	24,147
63185 - Automobile Liability	909,175	(642,980)	508,756	250,000	672,009	163,253
63190 - Auto Physical Damage	635,117	852,270	628,866	1,279,674	992,046	363,180
63195 - City Property	740,724	890,367	—	—	—	—
63200 - Administration	—	153	—	—	—	—
Total Expenditures	9,012,051	7,381,090	9,973,892	9,925,019	12,406,536	2,432,644

CITY OF AMARILLO
Employee Insurance Funds
Estimated Receipts, Expenditures & Available Cash

	<u>2023/24</u>		<u>2024/25</u>
	<u>Original Budget</u>	<u>Revised Estimate</u>	<u>Proposed Budget</u>
Available Funds, beginning of year	\$8,506,978	\$10,346,240	\$10,544,667
Add Revenues:			
Employer Contribution	20,900,000	22,490,000	22,500,000
Employee Contribution	3,000,000	3,485,000	3,500,000
Retiree Contribution	1,215,000	1,120,000	1,150,000
COBRA	48,900	20,000	20,000
Interest Income	343,000	363,000	435,000
Employee Dental Contribution	1,496,400	1,307,000	1,350,000
Drug Rebate Revenue	1,900,000	1,900,000	2,230,000
Miscellaneous	180	360	180
Flex Medical	490,000	415,000	415,000
Flex Childcare	52,800	35,500	38,000
Total Revenues	<u>29,446,280</u>	<u>31,135,860</u>	<u>31,638,180</u>
Available Resources	<u>37,953,258</u>	<u>41,482,100</u>	<u>42,182,847</u>
Deduct Expenditures:			
Medical/Dental Claims	24,798,500	26,390,000	28,530,000
Life Insurance	130,000	107,000	110,000
Other	3,995,533	3,989,933	6,324,484
Flex Medical	490,000	415,000	415,000
Flex Childcare	52,800	35,500	38,000
Total Expenditures	<u>29,466,833</u>	<u>30,937,433</u>	<u>35,417,484</u>
Available Funds, end of year	<u><u>\$8,486,425</u></u>	<u><u>\$10,544,667</u></u>	<u><u>\$6,765,363</u></u>
Less Reserve *			<u>6,000,000</u>
Available Cash Flow Over (Under) Reserve			<u><u>\$765,363</u></u>

* Target reserve per healthcare consultants is three months average claims paid or \$6 million

Health Plan - 6400 - Description	2021 Actual	2022 Actual	2023 Budget	2023 Revised Estimate	2024 Dept Request	Dept Request Variance
Revenues						
Operating Revenues						
Other						
34810 - Employee Health Ins Pre	3,128,931	3,211,864	3,000,000	3,485,000	3,500,000	500,000
34820 - Retiree Health Ins Prem	1,230,676	1,106,908	1,215,000	1,120,000	1,150,000	(65,000)
34830 - Cobra Health Ins Premiu	51,469	22,543	48,900	20,000	20,000	(28,900)
34840 - Dental Insurance Premiu	1,304,620	1,281,560	1,496,400	1,307,000	1,350,000	(146,400)
34850 - City Paid Health Premiu	19,974,824	22,017,697	20,900,000	22,490,000	22,500,000	1,600,000
34865 - City Health Stop Loss	46,743	—	—	—	—	—
34875 - Day Care Contribuitons	42,036	34,001	52,800	35,500	38,000	(14,800)
34880 - Flex Plan Health	411,571	388,142	490,000	415,000	415,000	(75,000)
34890 - Drug Rebate Revenue	1,986,854	1,824,095	1,900,000	1,900,000	2,230,000	330,000
34800 - Other	28,177,725	29,886,811	29,103,100	30,772,500	31,203,000	2,099,900
Operating Revenues	28,177,725	29,886,811	29,103,100	30,772,500	31,203,000	2,099,900
Non-Oper Revenues						
Interest Earnings						
37110 - Interest Income	34,275	224,667	343,000	363,000	435,000	92,000
37115 - Unrealized G/L	(970)	—	—	—	—	—
37109 - Interest Earnings	33,305	224,667	343,000	363,000	435,000	92,000
Non-Oper Revenues	33,305	224,667	343,000	363,000	435,000	92,000
Other Financing Sources						
Miscellaneous Revenue						
37140 - Returned Check Fees	120	360	180	360	180	—
37145 - Insurance Recoveries	—	12,961	—	—	—	—
37410 - Miscellaneous Revenue	1,475	—	—	—	—	—
37465 - NBV Asset Disposal	—	(670)	—	—	—	—
37400 - Miscellaneous Revenue	1,595	12,651	180	360	180	—
Other Financing Sources	1,595	12,651	180	360	180	—
Total Revenues	28,212,626	30,124,129	29,446,280	31,135,860	31,638,180	2,191,900

Expenditures

Personal Services

41100 - Salaries and Wages	173,127	38,587	—	—	—	—
41300 - Incentive	1,065	—	—	—	—	—
41820 - Health Insurance	37,598	5,364	—	—	—	—
42300 - State Unemployment	195	49	—	—	—	—
42400 - Workers Compensation	1,099	121	—	—	—	—
42560 - Change in Sick and Annua	(17,770)	(19,630)	—	—	—	—
41900 - Life	81	10	—	—	—	—
42010 - Social Security - Medicare	2,378	542	—	—	—	—
42020 - Social Security - OASDI	10,167	2,318	—	—	—	—
42110 - TMRS	(47,335)	4,573	—	—	—	—
42115 - OPEB Funding	(2,813)	938	—	—	—	—
41620 - Unscheduled	46	—	—	—	—	—
42111 - TMRS Adj (GASB 68)	—	(4,077)	—	—	—	—
42116 - OPEB Adj (GASB 75)	—	(2,773)	—	—	—	—
41000 - Personal Services	157,837	26,022	—	—	—	—

Health Plan - 6400 - Description	2021 Actual	2022 Actual	2023 Budget	2023 Revised Estimate	2024 Dept Request	Dept Request Variance
Supplies						
General Supplies						
51110 - Office Expense	14,109	15,953	13,440	13,440	17,300	3,860
51125 - Training	—	—	—	—	—	—
51200 - Operating	—	—	—	—	—	—
51350 - Chemical and Medical	15,446	5,685	—	—	—	—
51700 - Education	38	72	60	60	60	—
51100 - General Supplies	29,593	21,710	13,500	13,500	17,360	3,860
Contractual Services						
61200 - Postage	10,027	2,421	10,000	5,000	5,000	(5,000)
61400 - Dues	1,271	131	1,875	1,875	2,675	800
61410 - Tuition	18	—	—	—	—	—
62000 - Professional	1,819,295	2,094,131	2,178,743	2,178,743	2,245,485	66,742
60000 - Contractual Services	1,830,611	2,096,683	2,190,618	2,185,618	2,253,160	62,542
Other Charges						
74000 - Printing and Binding	13,970	9,435	33,000	10,000	10,000	(23,000)
75100 - Travel	—	1,965	3,500	3,500	5,500	2,000
75300 - Meals and Local	186	217	1,000	1,000	1,000	—
76000 - Depreciation	66	33	—	—	—	—
71210 - Life Insurance	128,842	100,221	130,000	107,000	110,000	(20,000)
71230 - Retiree Insurance Subsi	1,088,860	1,130,950	1,075,000	1,130,000	1,130,000	55,000
71240 - HRA Funding	228,069	136,757	200,000	175,000	200,000	—
71245 - Other Tax Expense	—	—	12,750	12,750	13,500	750
71250 - Paid Claims	—	—	—	—	—	—
71260 - Medical Insurance Claim	24,848,014	22,954,535	24,798,500	26,390,000	28,530,000	3,731,500
71270 - Flex Plan Daycare	43,620	34,241	52,800	35,500	38,000	(14,800)
71280 - Flex Plan Unreimbursed	402,455	348,263	490,000	415,000	415,000	(75,000)
71310 - Incurred Medical Claims	77,619	(250,309)	—	700	—	—
71360 - Wellness	2,013	1,824	153,076	153,076	175,702	22,626
71100 - Insurance and Bonds	5,100	5,553	—	—	—	—
77450 - Administrative Other	51,206	51,206	304,789	304,789	268,262	(36,527)
77610 - Information Technology - City	20,161	21,572	—	—	—	—
78230 - Loss on Bad Debt	16,856	17,627	8,300	—	—	(8,300)
70000 - Other Charges	26,927,035	24,564,088	27,262,715	28,738,315	30,896,964	3,634,249
Operating Transfers						
92005 - General Fund	—	—	—	—	2,250,000	2,250,000
92000 - Operating Transfers	—	—	—	—	2,250,000	2,250,000
Total Expenditures	28,945,076	26,708,503	29,466,833	30,937,433	35,417,484	5,950,651
Net Total	(732,450)	3,415,626	(20,553)	198,427	(3,779,304)	(3,758,751)

Description	2021 Actual	2022 Actual	2023 Budget	2023 Revised Estimate	2024 Dept Request	Dept Request Variance
Expenditures						
64100 - Health Plan	26,858,724.11	24,864,871.94	27,481,332.00	29,014,032.00	33,352,687.00	5,871,355.00
64200 - Dental Plan	1,236,909.88	1,267,778.30	1,434,201.00	1,464,401.00	1,603,297.00	169,096.00
64300 - City Care Clinic	395,839.55	186,361.98	—	—	—	—
65100 - Employee Flex Plan	453,602.44	389,490.52	551,300.00	459,000.00	461,500.00	(89,800.00)
Total Expenditures	28,945,075.98	26,708,502.74	29,466,833.00	30,937,433.00	35,417,484.00	5,950,651.00



**City of Amarillo Special
Revenue Funds
Estimated Receipts, Expenditures Available Cash**

	Total	Community Development 2010	Housing Assistance Payments Program 2020	HOME Investment Partnership 2030	Transformation Park 2035
Available Funds 10/01/2023 (see below)	\$ 16,612,923	\$ 55,545	\$ 1,468,352	\$ —	\$ —
Fiscal Year 2023/24					
Sales, Receipts and Revenues	7,309,856	40,596	23,849	156,321	362,561
Bond Proceeds	—	—	—	—	—
Other Sources	29,074,014	2,021,994	13,601,001	1,138,528	—
Total Revenues	36,383,870	2,062,590	13,624,850	1,294,849	362,561
M & O Expenditures	35,159,155	1,831,643	11,597,351	1,294,849	180,000
Capital Expenditures	1,991,105	—	—	—	182,561
Total Expenditures	37,150,260	1,831,643	11,597,351	1,294,849	362,561
Available Funds 10/01/2024	15,846,533	286,492	3,495,851	—	—
Fiscal Year 2024/2025					
Sales, Receipts and Revenues	8,162,538	24,999	55,000	286,271	347,004
Bond Proceeds	—	—	—	—	—
Other Sources	25,409,054	1,764,818	12,077,917	1,749,108	—
Total Revenues	33,571,592	1,789,817	12,132,917	2,035,379	347,004
M & O Expenditures	31,459,176	1,816,162	11,399,901	2,031,595	258,799
Capital Expenditures	265,000	—	—	—	—
Total Expenditures	31,724,176	1,816,162	11,399,901	2,031,595	258,799
Available Funds 10/01/2025	\$ 17,693,949	\$ 260,147	\$ 4,228,867	\$ 3,784	\$ 88,205
Available Funds Calculation:					
Cash & Investments	\$ 21,023,230	\$ 100,533	\$ 1,525,561	\$ 56,278	\$ —
Assets to be converted to Cash	7,683,155	222,911	65,673	140,310	—
Less: Liabilities & Encumbrances	(12,093,462)	(267,899)	(122,882)	(196,588)	—
Balance 10/01/23	\$ 16,612,923	\$ 55,545	\$ 1,468,352	\$ —	\$ —

**City of Amarillo Special
Revenue Funds
Estimated Receipts, Expenditures Available Cash
(continued)**

	Shelter Plus Care 2040	Housing Stability Svcs Fund 2045	COC - Planning 2050	Coming Home Project 2065	TX Emergency Solution 2070
Available Funds 10/01/2023 (see below)	\$ —	\$ —	\$ —	\$ 13,039	\$ —
Fiscal Year 2023/24					
Sales, Receipts and Revenues	—	—	—	195,375	—
Bond Proceeds	—	—	—	—	—
Other Sources	56,160	803,391	39,561	237,798	225,700
Total Revenues	56,160	803,391	39,561	433,173	225,700
M & O Expenditures	56,160	803,391	39,561	433,153	225,701
Capital Expenditures	—	—	—	—	—
Total Expenditures	56,160	803,391	39,561	433,153	225,701
Available Funds 10/01/2024	—	—	—	13,059	(1)
Fiscal Year 2024/2025					
Sales, Receipts and Revenues	—	—	—	314,533	—
Bond Proceeds	—	—	—	—	—
Other Sources	60,852	—	41,540	176,814	161,743
Total Revenues	60,852	—	41,540	491,347	161,743
M & O Expenditures	60,852	—	11,052	484,623	161,743
Capital Expenditures	—	—	—	—	—
Total Expenditures	60,852	—	11,052	484,623	161,743
Available Funds 10/01/2025	\$ —	\$ —	\$ 30,488	\$ 19,783	\$ (1)
Available Funds Calculation:					
Cash & Investments	\$ 1,049	\$ 5,092	\$ 467	\$ 692	\$ 750
Assets to be converted to Cash	4,951	51,753	2,533	34,288	11,716
Less: Liabilities & Encumbrances	(6,000)	(56,845)	(3,000)	(21,941)	(12,466)
Balance 10/01/23	\$ —	\$ —	\$ —	\$ 13,039	\$ —

**City of Amarillo Special
Revenue Funds
Estimated Receipts, Expenditures Available Cash
(continued)**

	HMIS 2075	Court Technology Fund 2080	Court Security Fund 2090	Pool Safety Grant 2120	Police Safe&Sober TXDOT Grant 2210
Available Funds 10/01/2023 (see below)	\$ —	\$ 8,305	\$ 1,330	\$ —	\$ —
Fiscal Year 2023/24					
Sales, Receipts and Revenues	—	111,222	201,705	—	50,858
Bond Proceeds	—	—	—	—	—
Other Sources	163,232	—	—	51,357	200,507
Total Revenues	163,232	111,222	201,705	51,357	251,365
M & O Expenditures	162,143	108,499	128,539	30,630	251,365
Capital Expenditures	—	—	—	—	—
Total Expenditures	162,143	108,499	128,539	30,630	251,365
Available Funds 10/01/2024	1,089	11,028	74,496	20,727	—
Fiscal Year 2024/2025					
Sales, Receipts and Revenues	—	112,300	202,205	—	50,880
Bond Proceeds	—	—	—	—	—
Other Sources	163,232	—	—	55,610	187,084
Total Revenues	163,232	112,300	202,205	55,610	237,964
M & O Expenditures	155,034	115,850	166,535	35,209	237,964
Capital Expenditures	—	—	—	—	—
Total Expenditures	155,034	115,850	166,535	35,209	237,964
Available Funds 10/01/2025	\$ 9,287	\$ 7,478	\$ 110,166	\$ 41,128	\$ —
Available Funds Calculation:					
Cash & Investments	\$ 96	\$ 8,305	\$ 2,083	\$ —	\$ 66
Assets to be converted to Cash	15,001	—	—	21	60,934
Less: Liabilities & Encumbrances	(15,097)	—	(753)	(21)	(61,000)
Balance 10/01/23	\$ —	\$ 8,305	\$ 1,330	\$ —	\$ —

**City of Amarillo Special
Revenue Funds
Estimated Receipts, Expenditures Available Cash
(continued)**

	Photo Traffic Enforcement 2425	Homeland Security 2430	COVID 19 2450	PREP Program 2470	Public Health 2500
Available Funds 10/01/2023 (see below)	\$ 2,165,420	\$ 190,884	\$ 654,272	\$ 765	\$ 7,776,366
Fiscal Year 2023/24					
Sales, Receipts and Revenues	77,815	7,136	200,000	69,299	2,236,233
Bond Proceeds	—	—	—	—	—
Other Sources	—	49,444	2,936,033	—	5,413,983
Total Revenues	77,815	56,580	3,136,033	69,299	7,650,216
M & O Expenditures	2,243,235	24,734	2,770,377	70,064	7,931,054
Capital Expenditures	—	31,847	1,019,928	—	—
Total Expenditures	2,243,235	56,581	3,790,305	70,064	7,931,054
Available Funds 10/01/2024	—	190,883	0	—	7,495,528
Fiscal Year 2024/2025					
Sales, Receipts and Revenues	—	—	200,000	75,000	3,197,380
Bond Proceeds	—	—	—	—	—
Other Sources	—	104,522	2,000,000	—	3,815,952
Total Revenues	—	104,522	2,200,000	75,000	7,013,332
M & O Expenditures	—	104,522	2,200,000	75,000	6,596,564
Capital Expenditures	—	—	—	—	—
Total Expenditures	—	104,522	2,200,000	75,000	6,596,564
Available Funds 10/01/2025	\$ —	\$ 190,883	\$ 0	\$ —	\$ 7,912,296
Available Funds Calculation:					
Cash & Investments	\$ 2,208,110	\$ 203,363	\$ 8,573,497	\$ 1,786	\$ 3,461,474
Assets to be converted to Cash	—	—	1,498,958	765	4,817,406
Less: Liabilities & Encumbrances	(42,690)	(12,479)	(9,418,183)	(1,786)	(502,514)
Balance 10/01/23	\$ 2,165,420	\$ 190,884	\$ 654,272	\$ 765	\$ 7,776,366

**City of Amarillo Special
Revenue Funds
Estimated Receipts, Expenditures Available Cash
(continued)**

	Women, Infants and Children 2530	Police Justice Assistance Grant 2610	APD Seized Property 2620	Texas Narcotics Seizure Fund 2630	Federal APD Seizure Fund 2640
Available Funds 10/01/2023 (see below)	\$ 9,062	\$ —	\$ 256,490	\$ 949	\$ 945,312
Fiscal Year 2023/24					
Sales, Receipts and Revenues	495	10,331	94,965	—	36,421
Bond Proceeds	—	—	—	—	—
Other Sources	1,688,028	251,583	—	—	—
Total Revenues	1,688,523	261,914	94,965	—	36,421
M & O Expenditures	1,697,585	184,136	56,478	—	252,730
Capital Expenditures	—	58,134	43,761	—	315,800
Total Expenditures	1,697,585	242,270	100,239	—	568,530
Available Funds 10/01/2024	—	19,644	251,216	949	413,203
Fiscal Year 2024/2025					
Sales, Receipts and Revenues	—	—	—	—	—
Bond Proceeds	—	—	—	—	—
Other Sources	2,721,559	50,000	—	—	—
Total Revenues	2,721,559	50,000	—	—	—
M & O Expenditures	2,144,417	50,000	—	—	—
Capital Expenditures	—	—	—	—	—
Total Expenditures	2,144,417	50,000	—	—	—
Available Funds 10/01/2025	\$ 577,142	\$ 19,644	\$ 251,216	\$ 949	\$ 413,203
Available Funds Calculation:					
Cash & Investments	\$ 4,288	\$ 690	\$ 268,711	\$ 20,562	\$ 1,120,638
Assets to be converted to Cash	567,419	143,940	—	606	—
Less: Liabilities & Encumbrances	(562,645)	(144,630)	(12,221)	(20,219)	(175,326)
Balance 10/01/23	\$ 9,062	\$ —	\$ 256,490	\$ 949	\$ 945,312

**City of Amarillo Special
Revenue Funds
Estimated Receipts, Expenditures Available Cash
(continued)**

	LEOSE Training Program 2660	AIP Pantex Project 2670	Public Improvement Districts Summary 27PID
Available Funds 10/01/2023 (see below)	\$ 14,026	\$ —	\$ 3,052,806
Fiscal Year 2023/24			
Sales, Receipts and Revenues	18,006	—	3,416,668
Bond Proceeds	—	—	—
Other Sources	—	195,714	—
Total Revenues	18,006	195,714	3,416,668
M & O Expenditures	32,032	195,714	2,558,031
Capital Expenditures	—	—	339,074
Total Expenditures	32,032	195,714	2,897,105
Available Funds 10/01/2024	—	—	3,572,369
Fiscal Year 2024/2025			
Sales, Receipts and Revenues	17,850	10,000	3,269,116
Bond Proceeds	—	—	—
Other Sources	—	278,303	—
Total Revenues	17,850	288,303	3,269,116
M & O Expenditures	17,850	288,303	3,047,201
Capital Expenditures	—	—	265,000
Total Expenditures	17,850	288,303	3,312,201
Available Funds 10/01/2025	\$ —	\$ —	\$ 3,529,284
Available Funds Calculation:			
Cash & Investments	\$ 14,026	\$ 397	\$ 3,444,094
Assets to be converted to Cash	—	38,492	4,100
Less: Liabilities & Encumbrances	—	(38,889)	(395,388)
Balance 10/01/23	\$ 14,026	\$ —	\$ 3,052,806

2010 - CDBG Fund Description	2021 Actual	2022 Actual	2023 Budget	2023 Revised Estimate	2024 Dept Request	Dept Request Variance
Revenues						
Operating Revenues						
Construction Participations						
35420 - Owner Participation	82,017	101,180	60,000	—	—	(60,000)
35300 - Construction Participations	82,017	101,180	60,000	—	—	(60,000)
Revenue from Other Agencies						
35610 - Grant In Aid – Federal	2,353,970	2,224,876	1,930,839	2,021,994	1,764,818	(166,021)
35615 - Program Income	30,395	77,293	25,000	40,596	24,999	(1)
35500 - Revenue from Other Agencies	2,384,366	2,302,169	1,955,839	2,062,590	1,789,817	(166,022)
Operating Revenues	2,466,382	2,403,349	2,015,839	2,062,590	1,789,817	(226,022)
Total Revenues	2,466,382	2,403,349	2,015,839	2,062,590	1,789,817	(226,022)

Expenditures

Personal Services

Personal Services

41100 - Salaries and Wages	350,132	381,238	441,255	347,262	384,035	(57,220)
41300 - Incentive	703	(325)	150	766	1,200	1,050
41500 - PFP	—	—	(1,261)	—	(1,261)	—
41820 - Health Insurance	66,481	83,680	82,767	45,416	65,943	(16,824)
42300 - State Unemployment	1,483	1,530	720	616	573	(147)
42400 - Workers Compensation	467	391	816	816	699	(117)
42510 - Car Allowance	2,131	1,398	1,500	2,447	1,500	—
42550 - Communications Allowance	852	548	600	979	600	—
41900 - Life	175	218	392	144	319	(73)
42010 - Social Security - Medicare	5,000	5,320	6,414	4,932	5,600	(814)
42020 - Social Security - OASDI	21,381	22,749	27,419	20,914	23,937	(3,482)
42110 - TMRS	43,000	45,428	65,894	47,763	58,067	(7,827)
42115 - OPEB Funding	8,764	9,317	10,746	7,776	9,380	(1,366)
41000 - Personal Services	500,569	551,492	637,412	479,831	550,592	(86,820)

Overtime Pay

41620 - Unscheduled	6,823	551	—	—	—	—
41600 - Overtime Pay	6,823	551	—	—	—	—

Personal Services

	507,392	552,044	637,412	479,831	550,592	(86,820)
--	----------------	----------------	----------------	----------------	----------------	-----------------

Supplies

General Supplies

51110 - Office Expense	9,573	7,173	8,237	8,000	7,000	(1,237)
51200 - Operating	75	358	—	358	—	—
51950 - Minor Office Equipment	355	—	—	—	—	—
53250 - Project Utilities	—	78,396	—	8,696	—	—
Supplies	10,002	85,927	8,237	17,054	7,000	(1,237)

Contractual Services

61200 - Postage	96	2,392	—	200	—	—
61300 - Advertising	4,180	18,080	—	21,738	18,000	18,000
61400 - Dues	1,695	1,720	—	1,720	2,000	2,000
61410 - Tuition	4,865	4,865	—	—	—	—
62000 - Professional	56,539	5,356	11,365	9,100	71,000	59,635
	68					

2010 - CDBG Fund Description	2021 Actual	2022 Actual	2023 Budget	2023 Revised Estimate	2024 Dept Request	Dept Request Variance
64700 - Neighborhood Facilities	—	—	387,641	186,181	186,180	(201,461)
64010 - CCTXP	114,174	—	3,000	—	—	(3,000)
64020 - Family Support Services	—	—	(3,000)	100,000	—	3,000
64030 - Interfaith Hunger	15,000	25,000	—	—	—	—
64040 - Title 4-A Child Care	82,000	75,000	—	—	—	—
64041 - GSRC	59,864	42,000	26,344	55,000	37,000	10,656
64050 - Martha's Home	—	—	49,431	23,500	20,000	(29,431)
64060 - Food NET Program - PRPC	25,000	15,000	—	—	—	—
64070 - Emergency Repairs Grant	286,659	216,271	154,250	124,008	116,803	(37,447)
64080 - Owner Expenses	59,621	101,180	60,000	—	—	(60,000)
64175 - Wesley Sr Citizens Program	11,000	—	—	—	—	—
64177 - Coming Home	113,769	64,984	138,566	128,766	119,309	(19,257)
64180 - Amarillo Activity Youth Center	—	—	—	186,181	186,181	186,181
64044 - CCTXP CARES Round 3	53,294	—	—	—	—	—
64042 - GSRC helping the homeless	—	26,344	—	—	—	—
64055 - Don Harrington Discovery	—	4,969	—	—	—	—
64520 - Another Chance House	365,110	121,903	—	—	—	—
64525 - CARES TDHCA Rental Asst	3,440	—	—	—	—	—
64530 - Martha's Home	92,628	211,151	—	40,000	55,000	55,000
64540 - SMALL BUSINESS RELIEF	4,433	—	—	—	—	—
64630 - Salvation Army	15,000	—	20,000	21,810	17,000	(3,000)
64713 - Morning Star	—	45,975	—	—	—	—
64719 - Warford Activity Center	—	—	—	—	—	—
64724 - Maverick Club	35,400	250,000	26,344	21,810	20,000	(6,344)
64732 - Wesley Comm Center	2,350	—	—	—	—	—
64767 - Maverick Club-After School	—	26,334	—	—	—	—
64910 - Owner Rehab	216,341	153,869	25,000	50,000	50,000	25,000
67110 - Demolition Condemned Pro	116,029	206,670	200,000	240,595	200,000	—
69210 - Rental City Equipment	23,528	16,605	20,247	20,247	26,000	5,753
Contractual Services	1,762,016	1,635,668	1,119,188	1,230,856	1,124,473	5,285
Other Charges						
75100 - Travel	11,105	10,772	1,907	9,534	4,000	2,093
75300 - Meals and Local	921	220	—	18	—	—
71100 - Insurance and Bonds	2,825	2,909	4,115	4,115	2,557	(1,558)
77450 - Administrative Other	98,641	35,164	85,779	35,165	69,559	(16,220)
77610 - Information Technology - City	51,084	53,096	55,751	55,069	57,981	2,230
78230 - Loss on Bad Debt	—	78	—	—	—	—
Other Charges	164,576	102,239	147,552	103,901	134,097	(13,455)
Total Expenditures	2,443,986	2,375,878	1,912,389	1,831,642	1,816,162	(96,227)
Net Total	22,396	27,471	103,450	230,948	(26,345)	(129,795)

2020- Housing Description	2021 Actual	2022 Actual	2023 Budget	2023 Revised Estimate	2024 Dept Request	Dept Request Variance
Revenues						
Fines & Forfeitures						
35217 - FSS Escrow Forfeitures	—	215	—	509	—	—
35000 - Fines & Forfeitures	—	215	—	509	—	—
Revenue from Other Agencies						
35610 - Grant In Aid – Federal	11,094,008	11,330,556	12,060,094	13,601,001	12,077,917	17,823
35631 - Portables - Certificate	—	—	15,000	—	15,000	—
35500 - Revenue from Other Agencies	11,094,008	11,330,556	12,075,094	13,601,001	12,092,917	17,823
Interest Earnings						
37110 - Interest Income	4,069	59,206	5,000	5,000	5,000	—
37109 - Interest Earnings	4,069	59,206	5,000	5,000	5,000	—
Miscellaneous Revenue						
37410 - Miscellaneous Revenue	—	—	—	—	—	—
37414 - HAP Fraud Recoveries	39,779	44,132	35,000	18,340	35,000	—
37400 - Miscellaneous Revenue	39,779	44,132	35,000	18,340	35,000	—
Total Revenues	11,137,856	11,434,109	12,115,094	13,624,850	12,132,917	17,823

Expenditures

Personal Services

41100 - Salaries and Wages	382,171	371,385	451,801	348,955	382,631	(69,170)
41300 - Incentive	622	262	—	174	—	—
41500 - PFP	—	—	(1,260)	—	(1,260)	—
41820 - Health Insurance	80,230	83,165	98,637	83,095	95,966	(2,671)
42300 - State Unemployment	317	596	844	641	696	(148)
42400 - Workers Compensation	310	243	1,441	1,441	1,441	—
42510 - Car Allowance	877	437	750	209	—	(750)
42550 - Communications Allowance	351	175	300	84	—	(300)
41900 - Life	252	233	433	229	385	(48)
42010 - Social Security - Medicare	5,306	5,153	6,548	4,842	5,529	(1,019)
42020 - Social Security - OASDI	22,686	22,035	27,997	20,665	23,644	(4,353)
42110 - TMRS	45,917	44,116	67,285	47,449	57,309	(9,976)
42115 - OPEB Funding	9,332	9,046	10,972	8,273	9,268	(1,704)
41620 - Unscheduled	—	25	—	1,140	—	—

Personal Services

548,372	536,870	665,748	517,197	575,609	(90,139)
----------------	----------------	----------------	----------------	----------------	-----------------

Supplies

51110 - Office Expense	28,397	17,577	35,000	18,000	26,000	(9,000)
51100 - General Supplies	28,397	17,577	35,000	18,000	26,000	(9,000)

Contractual Services

61200 - Postage	21,028	18,874	10,000	24,000	10,000	—
61300 - Advertising	—	—	—	—	—	—
61400 - Dues	300	400	300	400	300	—
62000 - Professional	68,524	62,171	59,500	140,000	59,500	—
64810 - Housing Assistance Payme	10,346,365	10,414,881	10,508,998	10,702,774	10,508,998	—
69210 - Rental City Equipment	6,007	6,428	6,749	6,749	6,951	202

Contractual Services

10,442,223	10,502,754	10,585,547	10,873,923	10,585,749	202
-------------------	-------------------	-------------------	-------------------	-------------------	------------

2020- Housing Description	2021 Actual	2022 Actual	2023 Budget	2023 Revised Estimate	2024 Dept Request	Dept Request Variance
Other Charges						
Other Charges						
75100 - Travel	654	12,614	1,000	3,717	10,000	9,000
75300 - Meals and Local	2,005	40	—	52	—	—
71250 - Paid Claims	—	—	—	—	—	—
71100 - Insurance and Bonds	6,613	5,818	5,878	5,878	5,755	(123)
77450 - Administrative Other	223,153	112,691	147,280	112,691	128,630	(18,650)
77460 - Admin Other Governments	16,586	16,761	17,000	16,905	17,000	—
77610 - Information Technology - City	43,037	46,848	49,190	48,988	51,158	1,968
Other Charges	292,048	194,772	220,348	188,231	212,543	(7,805)
Total Expenditures	11,311,040	11,251,973	11,506,643	11,597,351	11,399,901	(106,742)
Net Total	(173,184)	182,136	608,451	2,027,499	733,016	124,565

2030 - Home Investment Partnership Description	2021 Actual	2022 Actual	2023 Budget	2023 Revised Estimate	2024 Dept Request	Dept Request Variance
Revenues						
Operating Revenues						
Revenue from Other Agencies						
35610 - Grant In Aid – Federal	273,780	840,564	1,988,546	1,138,528	1,749,108	(239,438)
35615 - Program Income	19,826	106,233	—	—	—	—
35500 - Revenue from Other Agencies	293,605	946,797	1,988,546	1,138,528	1,749,108	(239,438)
Operating Transfers In						
39110 - Tsf In fr General Fund	29,737	147,071	156,271	156,271	286,271	130,000
39100 - Operating Transfers In	29,737	147,071	156,271	156,271	286,271	130,000
Grant Funding						
35616 - HP- recaptured funds	935	767	—	50	—	—
35600 - Grant Funding	935	767	—	50	—	—
Revenues	324,278	1,094,634	2,144,817	1,294,849	2,035,379	(109,438)

Total Revenues	324,278	1,094,634	2,144,817	1,294,849	2,035,379	(109,438)
-----------------------	----------------	------------------	------------------	------------------	------------------	------------------

Expenditures

Personal Services

41100 - Salaries and Wages	46,934	124,970	376,113	116,482	704,755	328,642
41300 - Incentive	391	92	150	189	1,800	1,650
41820 - Health Insurance	1,915	26,923	30,114	24,204	170,448	140,334
42300 - State Unemployment	86	116	368	134	1,174	806
42400 - Workers Compensation	33	29	104	104	104	—
42510 - Car Allowance	—	726	750	231	1,500	750
42550 - Communications Allowance	—	302	300	93	600	300
41900 - Life	30	65	150	63	651	501
42010 - Social Security - Medicare	673	1,824	2,420	1,632	10,271	7,851
42020 - Social Security - OASDI	2,879	7,800	10,344	6,981	43,939	33,595
42110 - TMRS	5,643	15,596	24,853	16,228	106,581	81,728
42115 - OPEB Funding	1,150	3,198	4,053	2,849	17,218	13,165
41620 - Unscheduled	—	5,526	—	—	—	—
Personal Services	59,734	187,168	449,719	169,190	1,059,041	609,322

Supplies

51110 - Office Expense	139	7,011	30,000	23,508	20,184	(9,816)
Supplies	139	7,011	30,000	23,508	20,184	(9,816)

Contractual Services

61300 - Advertising	—	970	—	—	—	—
62000 - Professional	10,604	2,297	32,871	11,700	3,029	(29,842)
64900 - Home Projects	—	—	—	—	—	—
64913 - CHDO Admin	32,000	62,813	32,000	43,261	43,261	11,261
64914 - CHDO	32,343	81,484	129,785	129,784	129,784	(1)
64922 - Housing Rehab Assistance	169,074	700,205	616,921	871,010	540,699	(76,222)
Contractual Services	244,022	847,768	811,577	1,055,755	716,773	(94,804)

Other Charges

Other Charges

74100 - Community Outreach	—	—	100,000	—	130,226	30,226
75100 - Travel	1,617	13,479	10,094	30,000	15,000	4,906

2030 - Home Investment Partnership Description	2021 Actual	2022 Actual	2023 Budget	2023 Revised Estimate	2024 Dept Request	Dept Request Variance
75300 - Meals and Local	—	1,728	1,379	700	2,000	621
71100 - Insurance and Bonds	565	582	588	588	639	51
77450 - Administrative Other	14,748	11,325	33,221	11,324	83,698	50,477
77610 - Information Technology - City	3,452	3,694	3,879	3,786	4,034	155
Other Charges	20,383	30,808	149,161	46,398	235,597	86,436
Operating Transfers						
92010 - Other Grant Funds	—	—	553,732	—	—	(553,732)
92205 - Trf to 2470	—	—	150,628	—	—	(150,628)
92000 - Operating Transfers	—	—	704,360	—	—	(704,360)
Total Expenditures	324,278	1,072,754	2,144,817	1,294,851	2,031,595	(113,222)
Total Expenditures	324,278	1,072,754	2,144,817	1,294,851	2,031,595	(113,222)
Net Total	—	21,881	—	(2)	3,784	3,784

2035 - Transformation Park Description	2021 Actual	2022 Actual	2023 Budget	2023 Revised Estimate	2024 Dept Request	Dept Request Variance
Revenues						
Operating Revenues						
Construction Participations						
35465 - Capital Contributions	—	—	—	—	167,004	167,004
35300 - Construction Participations	—	—	—	—	167,004	167,004
Contract Income						
36522 - City Contract Income	—	—	—	—	180,000	180,000
36520 - Contract Income	—	—	—	—	180,000	180,000
Operating Revenues	—	—	—	—	347,004	347,004
Total Revenues	—	—	—	—	347,004	347,004
Expenditures						
Personal Services						
Personal Services						
41100 - Salaries and Wages	—	—	—	—	131,112	131,112
41820 - Health Insurance	—	—	—	—	12,240	12,240
42300 - State Unemployment	—	—	—	—	48	48
42400 - Workers Compensation	—	—	—	—	5,335	5,335
41900 - Life	—	—	—	—	24	24
42010 - Social Security - Medicare	—	—	—	—	1,896	1,896
42020 - Social Security - OASDI	—	—	—	—	8,124	8,124
42110 - TMRS	—	—	—	—	15,540	15,540
42115 - OPEB Funding	—	—	—	—	3,192	3,192
41000 - Personal Services	—	—	—	—	177,511	177,511
Supplies						
General Supplies						
51110 - Office Expense	—	—	—	—	11,796	11,796
51950 - Minor Office Equipment	—	—	—	—	—	—
51100 - General Supplies	—	—	—	—	11,796	11,796
Contractual Services						
Contractual Services						
61200 - Postage	—	—	—	—	504	504
61300 - Advertising	—	—	—	—	996	996
61400 - Dues	—	—	—	—	996	996
62000 - Professional	—	180,000	—	180,000	24,996	24,996
63140 - Audit Fee	—	—	—	—	5,004	5,004
Contractual Services	—	180,000	—	180,000	32,496	32,496
Other Charges						
74000 - Printing and Binding	—	—	—	—	2,496	2,496
75100 - Travel	—	—	—	—	3,000	3,000
75300 - Meals and Local	—	—	—	—	12,000	12,000
70000 - Other Charges	—	—	—	—	17,496	17,496
Program Expenses						
78540 - Appreciation Lunches	—	—	—	—	12,000	12,000
78535 - Program Expense - Job Training	—	—	—	—	7,500	7,500
78500 - Program Expenses	—	—	—	—	19,500	19,500

2035 - Transformation Park Description	2021 Actual	2022 Actual	2023 Budget	2023 Revised Estimate	2024 Dept Request	Dept Request Variance
Total Expenditures	—	180,000	—	180,000	258,799	258,799
Total Expenditures	—	180,000	—	180,000	258,799	258,799
Net Total	—	(180,000)	—	(180,000)	88,205	88,205

2040 - Shelter Plus Care Fund Description	2021 Actual	2022 Actual	2023 Budget	2023 Revised Estimate	2024 Dept Request	Dept Request Variance
Revenues						
Operating Revenues						
Revenue from Other Agencies						
35610 - Grant In Aid – Federal	57,763	74,717	76,849	56,160	60,852	(15,997)
35500 - Revenue from Other Agencies	57,763	74,717	76,849	56,160	60,852	(15,997)
Operating Revenues	57,763	74,717	76,849	56,160	60,852	(15,997)
Total Revenues	57,763	74,717	76,849	56,160	60,852	(15,997)
Expenditures						
Personal Services						
Personal Services						
41100 - Salaries and Wages	927	1,362	2,053	622	684	(1,369)
41820 - Health Insurance	267	399	—	173	—	—
42300 - State Unemployment	—	2	—	—	—	—
42400 - Workers Compensation	2	2	—	—	—	—
41900 - Life	—	1	—	—	—	—
42010 - Social Security - Medicare	12	18	—	8	—	—
42020 - Social Security - OASDI	52	75	—	34	—	—
42110 - TMRS	115	161	—	74	—	—
42115 - OPEB Funding	23	33	—	15	—	—
41000 - Personal Services	1,397	2,053	2,053	926	684	(1,369)
Contractual Services						
64810 - Housing Assistance Payme	56,365	72,287	74,796	55,234	60,168	(14,628)
60000 - Contractual Services	56,365	72,287	74,796	55,234	60,168	(14,628)
Total Expenditures	57,762	74,340	76,849	56,160	60,852	(15,997)
Total Expenditures	57,762	74,340	76,849	56,160	60,852	(15,997)
Net Total	1	377	—	—	—	—

2045 - Housing Stability Service Description	2021 Actual	2022 Actual	2023 Budget	2023 Revised Estimate	2024 Dept Request	Dept Request Variance
Revenues						
Operating Revenues						
Revenue from Other Agencies						
35610 - Grant In Aid – Federal	27,049	519,932	691,962	803,391	—	(691,962)
35500 - Revenue from Other Agencies	27,049	519,932	691,962	803,391	—	(691,962)
Transfers In						
39131 - Tsf In fr Home	—	—	162,153	—	—	(162,153)
39100 - Operating Transfers In	—	—	162,153	—	—	(162,153)
Total Revenues	27,049	519,932	854,115	803,391	—	(854,115)
Total Revenues	27,049	519,932	854,115	803,391	—	(854,115)
Expenditures						
Personal Services						
Personal Services						
41100 - Salaries and Wages	10,027	308,568	539,456	481,116	—	(539,456)
41300 - Incentive	—	618	600	3,106	—	(600)
41820 - Health Insurance	2,023	70,326	134,916	128,544	—	(134,916)
42300 - State Unemployment	41	7,767	1,108	1,581	—	(1,108)
42400 - Workers Compensation	—	2	1,478	1,478	—	(1,478)
41900 - Life	6	199	533	336	—	(533)
42010 - Social Security - Medicare	142	4,213	7,829	7,598	—	(7,829)
42020 - Social Security - OASDI	606	18,015	33,485	32,556	—	(33,485)
42110 - TMRS	1,188	36,640	80,469	77,919	—	(80,469)
42115 - OPEB Funding	244	7,514	13,124	13,454	—	(13,124)
41620 - Unscheduled	—	11	—	43	—	—
Personal Services	14,277	453,861	812,998	747,688	—	(812,998)
Supplies						
General Supplies						
51000 - Supplies	—	—	9,105	—	—	(9,105)
51110 - Office Expense	12,772	6,228	—	1,262	—	—
51100 - General Supplies	12,772	6,228	9,105	1,262	—	(9,105)
Contractual Services						
60000 - Contractual Services	—	—	6,000	—	—	(6,000)
69210 - Rental City Equipment	—	20,779	25,174	25,174	—	(25,174)
Contractual Services	—	20,779	25,174	25,174	—	(25,174)
Other Charges						
Charges - Other						
77450 - Administrative Other	—	27,856	—	27,856	—	—
77610 - Information Technology - City	—	798	838	1,368	—	(838)
70000 - Other Charges	—	28,654	838	29,224	—	(838)
Total Expenditures	27,049	509,532	854,115	803,391	—	(854,115)
Total Expenditures	27,049	509,532	854,115	803,391	—	(854,115)
Net Total	—	10,399	—	—	—	—

2050 - COC - Planning Fund Description	2021 Actual	2022 Actual	2023 Budget	2023 Revised Estimate	2024 Dept Request	Dept Request Variance
Revenues						
Operating Revenues						
Revenue from Other Agencies						
35610 - Grant In Aid – Federal	14,243	52,912	35,882	39,561	41,540	5,658
35500 - Revenue from Other Agencies	14,243	52,912	35,882	39,561	41,540	5,658
Total Revenue	14,243	52,912	35,882	39,561	41,540	5,658
Total Revenues	14,243	52,912	35,882	39,561	41,540	5,658
Expenditures						
Personal Services						
Personal Services						
41100 - Salaries and Wages	—	20,518	21,840	21,312	—	(21,840)
41300 - Incentive	—	30	—	166	—	—
41820 - Health Insurance	—	4,219	5,178	4,538	—	(5,178)
42300 - State Unemployment	—	7	37	—	—	(37)
42400 - Workers Compensation	—	34	—	—	—	—
42510 - Car Allowance	—	159	—	—	—	—
42550 - Communications Allowance	—	63	—	—	—	—
41900 - Life	—	9	21	12	—	(21)
42010 - Social Security - Medicare	—	285	317	301	—	(317)
42020 - Social Security - OASDI	—	1,218	1,354	1,288	—	(1,354)
42110 - TMRS	—	2,461	3,254	3,036	—	(3,254)
42115 - OPEB Funding	—	505	531	524	—	(531)
41000 - Personal Services	—	29,002	32,001	30,653	—	(32,001)
Supplies						
51110 - Office Expense	1,811	1,333	—	—	—	—
51100 - General Supplies	1,811	1,333	—	—	—	—
Contractual Services						
Contractual Services						
62000 - Professional	1,715	4,500	3,350	2,000	131	(3,219)
60000 - Contractual Services	1,715	4,500	3,350	2,000	131	(3,219)
Other Charges						
75100 - Travel	10,346	17,572	—	6,086	10,621	10,621
75300 - Meals and Local	371	—	—	300	300	300
70000 - Other Charges	10,717	17,572	—	6,386	10,921	10,921
Total Expenditures	14,243	52,912	35,882	39,563	11,052	(24,830)
Total Expenditures	14,243	52,912	35,882	39,563	11,052	(24,830)
Net Total	—	—	—	(2)	30,488	30,488

2065 - Coming Home Project Description	2021 Actual	2022 Actual	20233 Budget	2023 Revised Estimate	2024 Dept Request	Dept Request Variance
Revenues						
Operating Revenues						
Revenue from Other Agencies						
35610 - Grant In Aid – Federal	219,282	170,807	175,109	237,798	176,814	1,705
35500 - Revenue from Other Agencies	219,282	170,807	175,109	237,798	176,814	1,705
Miscellaneous Revenue						
37420 - Donations	13,929	20,600	5,000	27,151	27,000	22,000
37400 - Miscellaneous Revenue	13,929	20,600	5,000	27,151	27,000	22,000
Operating Transfers In						
39110 - Tsf In fr General Fund	168,224	168,219	168,224	168,224	168,224	—
39130 - Tsf In Fr CDBG	—	—	—	—	119,309	119,309
39131 - Tsf In fr Home	—	—	348,790	—	—	(348,790)
39100 - Operating Transfers In	168,224	168,219	517,014	168,224	287,533	(229,481)
Total Expenditures	401,434	359,626	697,123	433,173	491,347	(205,776)
Total Revenues	401,434	359,626	697,123	433,173	491,347	(205,776)

Expenditures						
Personal Services						
Personal Services						
41100 - Salaries and Wages	172,689	114,249	211,787	173,530	179,941	(31,846)
41300 - Incentive	6	63	—	248	600	600
41820 - Health Insurance	36,422	23,931	41,424	13,593	31,068	(10,356)
42300 - State Unemployment	4,278	1,933	589	249	296	(293)
42400 - Workers Compensation	(1)	1	1,482	1,482	1,482	—
41900 - Life	108	67	205	61	164	(41)
42010 - Social Security - Medicare	2,359	1,614	3,071	1,378	2,618	(453)
42020 - Social Security - OASDI	10,087	6,903	13,131	5,892	11,194	(1,937)
42110 - TMRS	20,606	13,601	31,556	14,109	27,153	(4,403)
42115 - OPEB Funding	4,201	2,789	5,146	2,356	4,387	(759)
41620 - Unscheduled	190	487	—	22	—	—
41000 - Personal Services	250,944	165,639	308,391	212,920	258,903	(49,488)
Supplies						
General Supplies						
51110 - Office Expense	11,042	12,193	2,115	4,349	2,115	—
51200 - Operating	440	—	—	—	—	—
51300 - Clothing and Linen	(62)	(58)	—	2,400	—	—
51950 - Minor Office Equipment	(70)	—	—	—	—	—
51100 - General Supplies	11,350	12,135	2,115	6,749	2,115	—
Contractual Services						
Contractual Services						
61300 - Advertising	346	—	—	—	—	—
62000 - Professional	1,285	18,492	214,491	22,907	5,404	(209,087)
64810 - Housing Assistance Payme	39,020	29,982	34,224	53,224	38,224	4,000
69210 - Rental City Equipment	55,884	59,795	62,785	62,785	89,364	26,579
60000 - Contractual Services	96,535	108,269	311,500	138,916	132,992	(178,508)
Other Charges						

2065 - Coming Home Project Description	2021 Actual	2022 Actual	20233 Budget	2023 Revised Estimate	2024 Dept Request	Dept Request Variance
74100 - Community Outreach	6,273	27,080	43,357	34,934	45,336	1,979
75100 - Travel	—	5,813	—	5,813	8,854	8,854
75200 - Mileage	12	—	—	—	—	—
71100 - Insurance and Bonds	4,520	5,237	5,878	5,878	5,115	(763)
77450 - Administrative Other	—	—	—	—	4,391	4,391
77610 - Information Technology - City	20,871	24,649	25,882	27,944	26,917	1,035
70000 - Other Charges	31,676	62,780	75,117	74,569	90,613	15,496
Total Expenditures	390,505	348,823	697,123	433,154	484,623	(212,500)
Total Expenditures	390,505	348,823	697,123	433,154	484,623	(212,500)
Net Total	10,929	10,804	—	19	6,724	6,724

2070 - TX Emergency Solutions Grants Description	2021 Actual	2022 Actual	2023 Budget	2023 Revised Estimate	2024 Dept Request	Dept Request Variance
Revenues						
Operating Revenues						
Revenue from Other Agencies						
35610 - Grant In Aid – Federal	818,692	243,020	111,164	225,700	161,743	50,579
35500 - Revenue from Other Agencies	818,692	243,020	111,164	225,700	161,743	50,579
Operating Transfers In						
39110 - Tsf In fr General Fund	—	—	—	—	—	—
39100 - Operating Transfers In	—	—	—	—	—	—
Total Revenues	818,692	243,020	111,164	225,700	161,743	50,579
Total Revenues	818,692	243,020	111,164	225,700	161,743	50,579

Expenditures						
Personal Services						
Personal Services						
41100 - Salaries and Wages	104,898	44,727	48,657	66,842	21,185	(27,472)
41820 - Health Insurance	14,913	7,419	(1,230)	8,072	5,178	6,408
42300 - State Unemployment	1,721	515	74	—	37	(37)
42400 - Workers Compensation	56	36	231	231	—	(231)
41900 - Life	72	25	41	25	20	(21)
42010 - Social Security - Medicare	1,474	633	706	585	307	(399)
42020 - Social Security - OASDI	6,301	2,708	3,017	2,499	1,314	(1,703)
42110 - TMRS	12,683	5,300	3,987	6,197	3,186	(801)
42115 - OPEB Funding	2,549	1,087	1,182	1,005	515	(667)
41620 - Unscheduled	—	—	—	—	—	—
41000 - Personal Services	144,666	62,450	56,665	85,456	31,742	(24,923)
Supplies						
51110 - Office Expense	3,729	6,393	—	8,873	20,393	20,393
51100 - General Supplies	3,729	6,393	—	8,873	20,393	20,393
Contractual Services						
62000 - Professional	5,143	—	—	—	—	—
64620 - Homelessness Prevention	40,259	49,928	49,158	118,773	64,697	15,539
64641 - Rapid Re-Housing-Direct Financ	—	—	—	—	—	—
64642 - Rapid Re-House-Direct Rental	—	—	—	—	—	—
64651 - Street Outreach	—	—	—	—	—	—
64658 - Rapid Re-Housing-CC Finance	—	—	—	—	—	—
64659 - Rapid Re-Housing-CC Rental	—	—	—	—	—	—
64663 - RR Financial	45,906	2,588	—	—	—	—
64662 - RR Rental	343,928	75,412	—	—	—	—
64660 - HP Rental	223,267	—	—	—	—	—
64661 - HP Financial	7,398	—	—	—	—	—
60000 - Contractual Services	665,901	127,928	49,158	118,773	64,697	15,539
Other Charges						
75200 - Mileage	—	—	—	—	—	—
71100 - Insurance and Bonds	518	1,164	588	588	639	51
77450 - Administrative Other	—	—	—	—	3,793	3,793
77610 - Information Technology - City	3,878	4,527	4,753	4,640	4,943	190
70000 - Other Charges	4,396	5,691	5,341	5,228	9,375	4,034

2070 - TX Emergency Solutions Grants Description	2021 Actual	2022 Actual	2023 Budget	2023 Revised Estimate	2024 Dept Request	Dept Request Variance
Total Expenditures	818,692	202,462	111,164	218,330	126,207	15,043
Total Expenditures	818,692	202,462	111,164	218,330	126,207	15,043
Net Total	—	40,558	—	7,370	35,536	35,536

2075 - HMIS Description	2021 Actual	2022 Actual	2023 Budget	2023 Revised Estimate	2024 Dept Request	Dept Request Variance
Revenues						
Operating Revenues						
Revenue from Other Agencies						
35610 - Grant In Aid – Federal	160,576	156,591	164,655	163,232	163,232	(1,423)
35500 - Revenue from Other Agencies	160,576	156,591	164,655	163,232	163,232	(1,423)
Operating Transfers In						
39131 - Tsf In fr Home	—	—	42,789	—	—	(42,789)
39100 - Operating Transfers In	—	—	42,789	—	—	(42,789)
Total Revenues	160,576	156,591	207,444	163,232	163,232	(44,212)
Total Revenues	160,576	156,591	207,444	163,232	163,232	(44,212)
Expenditures						
Personal Services						
Personal Services						
41100 - Salaries and Wages	65,775	57,154	65,222	59,178	27,946	(37,276)
41300 - Incentive	213	110	300	321	—	(300)
41820 - Health Insurance	18,535	11,815	13,554	13,752	6,731	(6,823)
42300 - State Unemployment	70	64	128	—	48	(80)
42400 - Workers Compensation	107	81	294	294	294	—
42510 - Car Allowance	—	183	—	—	—	—
42550 - Communications Allowance	—	69	—	—	—	—
41900 - Life	39	23	50	34	27	(23)
42010 - Social Security - Medicare	880	786	948	831	405	(543)
42020 - Social Security - OASDI	3,762	3,359	4,062	3,553	1,733	(2,329)
42110 - TMRS	7,998	6,814	9,764	8,371	4,203	(5,561)
42115 - OPEB Funding	1,621	1,397	1,593	1,397	679	(914)
41620 - Unscheduled	735	—	—	—	—	—
41000 - Personal Services	99,736	81,856	95,915	87,731	42,066	(53,849)
Supplies						
51110 - Office Expense	2,530	898	1,165	1,000	27,440	26,275
51200 - Operating	—	—	—	—	—	—
51100 - Supplies	2,530	898	1,165	1,000	27,440	26,275
Contractual Services						
62000 - Professional	42,020	47,657	84,218	50,000	60,069	(24,149)
60000 - Contractual Services	42,020	47,657	84,218	50,000	60,069	(24,149)
Other Charges						
75100 - Travel	7,196	11,675	7,000	11,675	14,000	7,000
71100 - Insurance and Bonds	1,130	1,164	588	588	1,279	691
77450 - Administrative Other	—	626	8,770	626	—	(8,770)
77610 - Information Technology - City	7,966	9,322	9,788	10,524	10,180	392
77000 - Charges - Other	16,292	22,786	26,146	23,413	25,459	(687)
Total Expenditures	160,578	153,197	207,444	162,144	155,034	(52,410)
Total Expenditures	160,578	153,197	207,444	162,144	155,034	(52,410)
Net Total	(2)	3,394	—	1,088	8,198	8,198

2080 - Court Technology Description	2021 Actual	2022 Actual	2023 Budget	2023 Revised Estimate	2024 Dept Request	Dept Request Variance
Revenues						
Operating Revenues						
Fines & Forfeitures						
35140 - Court Technology Fee	78,271	75,528	79,500	78,422	79,500	—
35000 - Fines & Forfeitures	78,271	75,528	79,500	78,422	79,500	—
Transfers In						
Operating Transfers In						
39110 - Tsf In fr General Fund	—	27,806	32,800	32,800	32,800	—
39100 - Operating Transfers In	—	27,806	32,800	32,800	32,800	—
Total Revenue	78,271	103,333	112,300	111,222	112,300	—
Total Revenues	78,271	103,333	112,300	111,222	112,300	—
Expenditures						
Supplies						
General Supplies						
51200 - Operating	—	—	1,200	—	1,250	50
51100 - General Supplies	—	—	1,200	—	1,250	50
Contractual Services						
61100 - Communications Billing	—	—	3,600	—	3,600	—
69300 - Leased Computer Software	97,218	102,213	107,500	108,499	111,000	3,500
60000 - Contractual Services	97,218	102,213	111,100	108,499	114,600	3,500
Total Expenditures	97,218	102,213	112,300	108,499	115,850	3,550
Total Expenditures	97,218	102,213	112,300	108,499	115,850	3,550
Net Total	(18,947)	1,120	—	2,723	(3,550)	(3,550)

2090 - Court Security Description	2021 Actual	2022 Actual	2023 Budget	2023 Revised Estimate	2024 Dept Request	Dept Request Variance
Revenues						
Operating Revenues						
Fines & Forfeitures						
35155 - Courthouse Security Fund	92,883	90,542	93,300	95,000	95,500	2,200
35000 - Fines & Forfeitures	92,883	90,542	93,300	95,000	95,500	2,200
Operating Transfers In						
39110 - Tsf In fr General Fund	81,378	92,734	106,705	106,705	106,705	—
39100 - Operating Transfers In	81,378	92,734	106,705	106,705	106,705	—
Total Revenues	174,262	183,276	200,005	201,705	202,205	2,200
Total Revenues	174,262	183,276	200,005	201,705	202,205	2,200
Expenditures						
Personal Services						
Personal Services						
41100 - Salaries and Wages	113,808	114,827	131,025	78,740	104,899	(26,126)
41300 - Incentive	602	571	600	—	—	(600)
41820 - Health Insurance	24,604	20,641	23,148	12,886	20,712	(2,436)
42300 - State Unemployment	174	209	405	186	382	(23)
42400 - Workers Compensation	3,789	3,557	6,429	6,429	6,429	—
42520 - Uniform/Clothing Allowan	361	192	360	—	—	(360)
41900 - Life	52	44	82	33	82	—
42010 - Social Security - Medicare	1,539	1,498	1,914	1,109	1,520	(394)
42020 - Social Security - OASDI	5,259	4,504	5,691	3,779	4,689	(1,002)
42110 - TMRS	11,206	9,195	13,676	9,675	11,376	(2,300)
42115 - OPEB Funding	2,278	1,886	2,231	1,315	1,838	(393)
41620 - Unscheduled	276	496	—	121	1,000	1,000
41000 - personal Services	163,946	157,621	185,561	114,273	152,927	(32,634)
Supplies						
51200 - Operating	—	303	400	400	820	420
51300 - Clothing and Linen	381	791	1,200	1,200	1,200	—
51100 - Supplies	381	1,094	1,600	1,600	2,020	420
Other Charges						
75100 - Travel	—	540	700	700	700	—
71100 - Insurance and Bonds	3,275	2,704	4,662	4,662	3,107	(1,555)
77610 - Information Technology - City	6,660	7,126	7,482	7,304	7,781	299
70000 - Other Charges	9,935	10,370	12,844	12,666	11,588	(1,256)
Total Expenditures	174,262	169,085	200,005	128,539	166,535	(33,470)
Total Expenditures	174,262	169,085	200,005	128,539	166,535	(33,470)
Net Total	—	14,191	—	73,166	35,670	35,670

2210 - Safe and Sober TXDOT Program Description	2021 Actual	2022 Actual	2023 Budget	2023 Revised Estimate	2024 Dept Request	Dept Request Variance
Revenues						
Operating Revenues						
Revenue from Other Agencies						
35610 - Grant In Aid – Federal	196,801	200,507	187,084	200,507	187,084	—
35500 - Revenue from Other Agencies	196,801	200,507	187,084	200,507	187,084	—
Operating Transfers In						
39110 - Tsf In fr General Fund	53,723	50,858	50,880	50,858	50,880	—
39100 - Operating Transfers In	53,723	50,858	50,880	50,858	50,880	—
Transfers In	250,524	251,365	237,964	251,365	237,964	—
Total Revenues	250,524	251,365	237,964	251,365	237,964	—
Expenditures						
Personal Services						
Personal Services						
42300 - State Unemployment	39	70	55	—	55	—
42400 - Workers Compensation	—	4	—	—	—	—
42010 - Social Security - Medicare	3,032	2,925	2,981	2,122	2,981	—
42110 - TMRS	25,804	24,864	24,361	21,247	24,361	—
42115 - OPEB Funding	5,259	5,099	4,995	3,702	4,995	—
41620 - Unscheduled	216,390	209,749	205,572	216,353	205,572	—
41000 - Personal Services	250,524	242,711	237,964	243,424	237,964	—
Total Expenditures	250,524	242,711	237,964	243,424	237,964	—
Total Expenditures	250,524	242,711	237,964	243,424	237,964	—
Net Total	—	8,655	—	7,941	—	—

2425 - Photographic Traffic Enforcement Description	2021 Actual	2022 Actual	2023 Budget	2023 Revised Estimate	2024 Dept Request	Dept Request Variance
Revenues						
Operating Revenues						
Fines & Forfeitures						
35180 - Photo Enforcement Fines	1,216,597	77,815	—	77,815	—	—
35000 - Fines & Forfeitures	1,216,597	77,815	—	77,815	—	—
Interest Earnings						
37110 - Interest Income	10,475	61,502	—	—	—	—
37109 - Interest Earnings	10,475	61,502	—	—	—	—
Total Revenues	1,227,071	139,317	—	77,815	—	—
Total Revenues	1,227,071	139,317	—	77,815	—	—
Expenditures						
Personal Services						
41100 - Salaries and Wages	7,661	919	—	—	—	—
41300 - Incentive	8	—	—	—	—	—
41820 - Health Insurance	831	105	—	—	—	—
42300 - State Unemployment	20	3	—	—	—	—
42400 - Workers Compensation	197	24	—	—	—	—
42550 - Communications Allowance	12	—	—	—	—	—
41900 - Life	2	—	—	—	—	—
42010 - Social Security - Medicare	128	13	—	—	—	—
42020 - Social Security - OASDI	253	22	—	—	—	—
42110 - TMRS	688	44	—	—	—	—
42115 - OPEB Funding	138	9	—	—	—	—
41620 - Unscheduled	1,431	—	—	—	—	—
41600 - Overtime Pay	11,368	1,139	—	—	—	—
Supplies						
51110 - Office Expense	2,106	—	—	—	—	—
51100 - Supplies	2,106	—	—	—	—	—
Contractual Services						
62050 - Collection Expense	82,247	68,125	—	68,125	—	—
69220 - Rental Other Equipment	574,750	—	—	—	—	—
69000 - Rentals	656,997	68,125	—	68,125	—	—
Other Charges						
75100 - Travel	4,745	—	—	—	—	—
71100 - Insurance and Bonds	556	—	—	—	—	—
77450 - Administrative Other	5,341	—	—	—	—	—
77610 - Information Technology - City	312	—	—	—	—	—
77950 - State Photographic Traffic Enf	268,639	4,235	—	9,690	—	—
77000 - Charges - Other	279,592	4,235	—	9,690	—	—
Machinery & Equipment						
84910 - Other Equipment	—	—	—	—	—	—
84000 - Machinery & Equipment	—	—	—	—	—	—
Operating Transfers						
92005 - General Fund	—	—	—	—	—	—
92130 - General Construction	150,000	(750,000)	400,000	2,165,420	—	(400,000)
	87					

2425 - Photographic Traffic Enforcement Description	2021 Actual	2022 Actual	2023 Budget	2023 Revised Estimate	2024 Dept Request	Dept Request Variance
92000 - Operating Transfers	150,000	(750,000)	400,000	2,165,420	—	(400,000)
Total Expenditures	1,100,064	(676,501)	400,000	2,243,235	—	(400,000)
Total Expenditures	1,100,064	(676,501)	400,000	2,243,235	—	(400,000)
Net Total	127,008	815,819	(400,000)	(2,165,420)	—	400,000

2430 - Homeland Security Description	2021 Actual	2022 Actual	2023 Budget	2023 Revised Estimate	2024 Dept Request	Dept Request Variance
Revenues						
Operating Revenues						
Revenue from Other Agencies						
35610 - Grant In Aid – Federal	277,402	49,444	104,522	49,445	104,522	—
35500 - Revenue from Other Agencies	277,402	49,444	104,522	49,445	104,522	—
Operating Transfers In						
39110 - Tsf In fr General Fund	—	7,136	—	7,136	—	—
39100 - Operating Transfers In	—	7,136	—	7,136	—	—
Total Expenditures	277,402	56,581	104,522	56,581	104,522	—
Total Revenues	277,402	56,581	104,522	56,581	104,522	—
Expenditures						
Supplies						
51200 - Operating	—	—	—	—	—	—
51100 - Supplies	—	—	—	—	—	—
Contractual Services						
62000 - Professional	—	—	104,522	—	104,522	—
68660 - Audio/Video Equipment	37,125	—	—	—	—	—
69300 - Leased Computer Software	50,277	24,734	—	24,734	—	—
69000 - Rentals	87,402	24,734	104,522	24,734	104,522	—
Machinery & Equipment						
84100 - Auto-Rolling Stock & Equ	—	31,847	—	31,847	—	—
84910 - Other Equipment	—	—	—	—	—	—
84000 - Machinery & Equipment	—	31,847	—	31,847	—	—
Operating Transfers						
92125 - Municipal Garage	—	—	—	—	—	—
92000 - Operating Transfers	—	—	—	—	—	—
Total Expenditures	87,402	56,581	104,522	56,581	104,522	—
Total Expenditures	87,402	56,581	104,522	56,581	104,522	—
Net Total	190,000	—	—	—	—	—

2450 - COVID-19 Description	2021 Actual	2022 Actual	2023 Budget	2023 Revised Estimate	2024 Dept Request	Dept Request Variance
Revenues						
Operating Revenues						
Revenue from Other Agencies						
35610 - Grant In Aid – Federal	27,690,433	2,936,033	2,000,000	2,936,033	2,000,000	—
35500 - Revenue from Other Agencies	27,690,433	2,936,033	2,000,000	2,936,033	2,000,000	—
Interest Earnings						
37110 - Interest Income	196,918	449,657	200,000	200,000	200,000	—
37109 - Interest Earnings	196,918	449,657	200,000	200,000	200,000	—
Operating Transfers In						
39110 - Tsf In fr General Fund	—	—	—	—	—	—
39100 - Operating Transfers In	—	—	—	—	—	—
Total Revenues	27,887,352	3,385,690	2,200,000	3,136,033	2,200,000	—
Total Revenues	27,887,352	3,385,690	2,200,000	3,136,033	2,200,000	—
Expenditures						
Personal Services						
Personal Services						
41100 - Salaries and Wages	—	571	—	8,200	208,000	208,000
41300 - Incentive	—	7	—	12	3,000	3,000
41820 - Health Insurance	—	125	—	26,783	12,790	12,790
42300 - State Unemployment	—	32	—	—	370	370
42010 - Social Security - Medicare	69	2,261	—	5,751	3,060	3,060
42115 - OPEB Funding	121	3,916	—	9,896	5,125	5,125
42120 - FRRF Total	1,037	31,882	—	60,483	—	—
41620 - Unscheduled	4,982	160,588	—	399,033	—	—
41000 - Personal Services	6,210	199,383	—	510,158	232,345	232,345
Supplies						
51350 - Chemical and Medical	—	—	—	—	—	—
51415 - COVID-19 Expense	—	—	—	—	—	—
51100 - Supplies	—	—	—	—	—	—
Contractual Services						
62000 - Professional	100,000	—	1,842,225	893,658	2,042,225	200,000
60000 - Contractual Services	100,000	—	1,842,225	893,658	2,042,225	200,000
Operating Transfers						
92005 - General Fund	25,518,919	—	—	—	—	—
92120 - Information Services	1,689,796	982,328	—	982,328	—	—
92130 - General Construction	302,616	1,332,806	—	312,878	—	—
92205 - Trf to 2470	72,893	36,408	157,775	69,299	75,000	(82,775)
92000 - Operating Transfers	27,584,223	2,351,542	157,775	1,364,505	75,000	(82,775)
Total Expenditures	27,690,433	2,550,925	2,000,000	2,768,321	2,349,570	349,570
Total Expenditures	27,690,433	2,550,925	2,000,000	2,768,321	2,349,570	349,570
Net Total	196,918	834,765	200,000	367,712	(149,570)	(349,570)

2470- PREP Program Fund	2021 Actual	2022 Actual	2023 Budget	2023 Revised Estimate	2023 Dept Request	Dept Request Variance
Revenues						
2470 - PREP Program Fund						
Operating Transfers In						
39110 - Tsf In fr General Fund	1,001	—	—	—	—	—
39635 - Tsf in Frm 2450	72,893	36,408	157,775	69,299	75,000	(82,775)
39131 - Tsf In fr Home	—	—	150,628	—	—	(150,628)
39100 - Operating Transfers In	73,894	36,408	308,403	69,299	75,000	(233,403)
2470 - PREP Program Fund	73,894	36,408	308,403	69,299	75,000	(233,403)
Total Revenues	73,894	36,408	308,403	69,299	75,000	(233,403)
Expenditures						
2470 - PREP Program Fund						
Personal Services						
41100 - Salaries and Wages	49,827	19,070	114,421	43,011	45,760	(68,661)
41500 - PFP	—	—	150,628	—	—	(150,628)
41820 - Health Insurance	5,016	2,570	5,178	5,815	—	(5,178)
42300 - State Unemployment	2,193	689	37	741	74	37
42400 - Workers Compensation	1,132	386	—	—	—	—
41900 - Life	11	5	20	13	41	21
42010 - Social Security - Medicare	708	270	418	606	664	246
42020 - Social Security - OASDI	998	473	1,791	1,833	2,837	1,046
42110 - TMRS	2,030	959	4,303	2,920	6,882	2,579
42115 - OPEB Funding	416	197	701	503	1,112	411
41620 - Unscheduled	46	26	—	—	—	—
41000 - Personal Services	62,378	24,645	277,497	55,442	57,370	(220,127)
General Supplies						
51110 - Office Expense	2,983	926	14,297	2,578	6,504	(7,793)
51250 - Janitor	523	—	—	1,000	4,505	4,505
51100 - General Supplies	3,506	926	14,297	3,578	11,009	(3,288)
Contractual Services						
62000 - Professional	—	180	—	180	—	—
69210 - Rental City Equipment	8,010	9,106	6,749	6,749	6,621	(128)
60000 - Contractual Services	8,010	9,286	6,749	6,929	6,621	(128)
Other Charges						
Insurance						
71100 - Insurance and Bonds	—	—	4,115	4,115	—	(4,115)
77450 - Administrative Other	—	—	5,745	—	—	(5,745)
71000 - Insurance	—	—	9,860	4,115	—	(9,860)
Other Charges	73,894	34,857	308,403	70,064	75,000	(233,403)
Total Expenditures	73,894	34,857	308,403	70,064	75,000	(233,403)
Net Total	—	1,551	—	(765)	—	—

2500 - Public Health Fund	2021 Actual	2022 Actual	2023 Budget	2023 Revised Estimate	2023 Dept Request	Dept Request Variance
Revenues						
2500 - Public Health Fund						
Intergovernmental Revenues						
32806 - Health Dept Part.-AHD	—	2,035,134	2,000,000	2,000,001	2,000,000	—
32800 - Intergovernmental Revenues	—	2,035,134	2,000,000	2,000,001	2,000,000	—
Construction Participations						
35460 - Other Participation	—	68,167	—	64,166	—	—
35300 - Construction Participations	—	68,167	—	64,166	—	—
Revenue from Other Agencies						
35610 - Grant In Aid – Federal	7,198,385	7,250,222	5,831,816	5,413,984	3,815,952	(2,015,864)
35620 - Medicaid Reim	21,385	—	—	—	—	—
35710 - DSRIP Funding	2,165,874	—	—	—	—	—
35500 - Revenue from Other Agencies	9,385,644	7,250,222	5,831,816	5,413,984	3,815,952	(2,015,864)
Interest Earnings						
37110 - Interest Income	43,377	225,195	10,000	92,000	107,000	97,000
37109 - Interest Earnings	43,377	225,195	10,000	92,000	107,000	97,000
Miscellaneous Revenue						
37141 - Merchant Service Fees	(1,922)	(1,989)	—	(2,155)	—	—
37410 - Miscellaneous Revenue	—	86	—	75	—	—
37420 - Donations	—	—	—	3,500	2,500	2,500
37421 - TB Testing	6,945	8,265	14,248	8,000	8,000	(6,248)
37422 - Immunizations	70,362	85,670	74,880	41,454	40,880	(34,000)
37431 - Patient Fees	24,861	24,086	29,000	22,486	25,000	(4,000)
37433 - Sports Physical Fee	—	—	—	—	—	—
37434 - Titers Fee	3,297	4,766	3,500	4,467	3,500	—
37436 - Pregnancy Test Fee	80	180	300	240	300	—
37437 - Trichomoniasis Test Fee	1,064	1,753	3,200	2,000	3,200	—
37438 - Tspot Fee	1,204	1,275	7,000	—	7,000	—
37400 - Miscellaneous Revenue	105,891	124,092	132,128	80,067	90,380	(41,748)
2500 - Public Health Fund	9,534,913	9,702,810	7,973,944	7,650,218	6,013,332	(1,960,612)
Total Revenues	9,534,913	9,702,810	7,973,944	7,650,218	6,013,332	(1,960,612)

Expenditures

2500 - Public Health Fund

Personal Services

41100 - Salaries and Wages	1,918,369	2,454,301	2,709,312	2,756,095	2,663,658	(45,654)
41300 - Incentive	224,086	227,393	167,516	240,800	12,792	(154,724)
41500 - PFP	—	—	—	—	—	—
41820 - Health Insurance	372,643	474,911	473,183	439,964	474,768	1,585
42200 - Tuition Reimbursement	(594)	—	—	—	—	—
42300 - State Unemployment	2,383	2,611	3,673	3,235	3,478	(195)
42400 - Workers Compensation	14,508	15,672	28,059	28,059	27,099	(960)
42510 - Car Allowance	6,016	5,785	6,000	5,776	6,000	—
42550 - Communications Allowance	3,610	6,617	7,200	6,931	7,200	—
41900 - Life	962	1,126	1,980	1,142	1,927	(53)
42010 - Social Security - Medicare	29,840	37,318	41,905	41,643	38,998	(2,907)
42020 - Social Security - OASDI	127,593	159,565	179,184	178,061	166,756	(12,428)
42110 - TMRS	258,697	320,085	425,942	423,929	404,524	(21,418)

2500 - Public Health Fund	2021 Actual	2022 Actual	2023 Budget	2023 Revised Estimate	2023 Dept Request	Dept Request Variance
42115 - OPEB Funding	47,986	60,450	66,502	69,467	65,358	(1,144)
41620 - Unscheduled	16,638	7,061	—	—	—	—
41000 - Personal Services	3,022,738	3,772,896	4,110,456	4,195,102	3,872,558	(237,898)
Supplies						
51110 - Office Expense	92,245	75,017	51,219	57,415	43,595	(7,624)
51200 - Operating	147,288	76,121	96,948	112,093	66,828	(30,120)
51300 - Clothing and Linen	—	—	1,000	—	1,000	—
51350 - Chemical and Medical	122,239	38,965	84,720	52,630	81,656	(3,064)
51410 - Vaccines	308,866	371,632	452,895	615,800	595,500	142,605
51415 - COVID-19 Expense	—	—	—	—	—	—
52050 - Auto Parts	689	1,333	2,400	400	2,400	—
52050.LABOR - Auto Parts Labor	—	—	—	300	—	—
51800 - Fuel & Oil	1,016	1,649	1,435	1,111	1,144	(291)
53100 - Natural Gas	10,903	13,281	15,362	18,000	14,134	(1,228)
53150 - Electricity	25,465	32,973	37,084	25,457	38,197	1,113
53200 - Water and Sewer	5,147	6,693	8,593	6,000	5,524	(3,069)
51100 - Supplies	713,858	617,665	751,656	889,206	849,978	98,322
Contractual Services						
61100 - Communications Billing	—	—	2,500	—	2,500	—
61200 - Postage	5,854	2,031	2,400	700	2,400	—
61300 - Advertising	—	—	2,000	—	—	(2,000)
61400 - Dues	10,127	5,475	7,430	7,500	7,430	—
61410 - Tuition	594	—	15,000	—	10,000	(5,000)
62000 - Professional	4,380,941	4,052,860	2,501,071	2,238,526	978,192	(1,522,879)
63210 - Armored Car Service	4,949	4,949	4,799	3,341	—	(4,799)
63430 - Public Health	—	—	1,500	—	1,500	—
69100 - Rental Land & Buildings	4,742	3,634	2,500	4,500	2,500	—
69210 - Rental City Equipment	19,326	23,486	25,074	25,074	25,718	644
69300 - Leased Computer Software	61,497	69,823	75,000	69,823	75,000	—
60000 - Contractual Services	4,488,030	4,162,259	2,639,274	2,349,464	1,105,240	(1,534,034)
Other Charges						
75100 - Travel	5,038	40,137	55,057	39,338	54,770	(287)
75200 - Mileage	2,841	2,900	17,107	4,500	11,121	(5,986)
75300 - Meals and Local	724	5,229	5,000	6,000	5,000	—
71100 - Insurance and Bonds	43,029	34,052	47,328	47,328	39,491	(7,837)
77200 - License and Permits	153	60	1,000	600	1,000	—
77450 - Administrative Other	931,497	424,555	42,023	43,214	256,355	214,332
77500 - DSHS Other	71,570	152,271	293,377	13,324	28,652	(264,725)
77550 - Office Supplies- USCRI	288	—	2,000	—	7,000	5,000
77610 - Information Technology - City	313,371	334,614	351,345	342,980	365,399	14,054
70000 - Other Charges	1,368,512	993,818	814,237	497,284	768,788	(45,449)
Capital Outlay						
81100 - Land Acquisition costs	—	—	—	—	—	—
84910 - Other Equipment	12,475	—	—	—	—	—
80000 - Capital Outlay	12,475	—	—	—	—	—
2500 - Public Health Fund	9,605,613	9,546,638	8,315,623	7,931,056	6,596,564	(1,719,059)
Total Expenditures	9,605,613	9,546,638	8,315,623	7,931,056	6,596,564	(1,719,059)

2500 - Public Health Fund	2021 Actual	2022 Actual	2023 Budget	2023 Revised Estimate	2023 Dept Request	Dept Request Variance
Net Total	(70,700)	156,172	(341,679)	(280,838)	(583,232)	(241,553)

2530 - WIC Grant Fund	2021 Actual	2022 Actual	2023 Budget	2023 Revised Estimate	2024 Dept Request	Dept Request Variance
Revenues						
2530 - WIC Grant Fund						
Intergovernmental Revenues						
32806 - Health Dept Part.-AHD	—	—	—	—	—	—
32800 - Intergovernmental Revenues	—	—	—	—	—	—
Construction Participations						
35460 - Other Participation	—	—	—	—	—	—
35300 - Construction Participations	—	—	—	—	—	—
Revenue from Other Agencies						
35610 - Grant In Aid – Federal	2,568,158	1,688,028	2,721,559	1,688,028	2,721,559	—
35500 - Revenue from Other Agencies	2,568,158	1,688,028	2,721,559	1,688,028	2,721,559	—
Interest Earnings						
37110 - Interest Income	—	—	—	—	—	—
37109 - Interest Earnings	—	—	—	—	—	—
Miscellaneous Revenue						
37410 - Miscellaneous Revenue	—	495	—	495	—	—
37420 - Donations	—	—	—	—	—	—
37400 - Miscellaneous Revenue	—	495	—	495	—	—
2530 - WIC Grant Fund	2,568,158	1,688,523	2,721,559	1,688,523	2,721,559	—
Total Revenues	2,568,158	1,688,523	2,721,559	1,688,523	2,721,559	—

Expenditures						
2530 - WIC Grant Fund						
Personal Services						
41100 - Salaries and Wages	719,268	726,797	1,228,253	761,761	898,805	(329,448)
41500 - PFP	—	—	—	—	—	—
41820 - Health Insurance	95,764	105,911	267,187	112,052	229,031	(38,156)
42300 - State Unemployment	873	846	3,559	1,031	1,244	(2,315)
42400 - Workers Compensation	1,025	1,043	2,615	2,615	(3,959)	(6,574)
41900 - Life	272	268	1,216	248	1,082	(134)
42010 - Social Security - Medicare	11,060	10,700	17,803	10,968	13,025	(4,778)
42020 - Social Security - OASDI	37,994	38,897	76,167	39,048	55,747	(20,420)
42110 - TMRS	86,375	86,463	204,829	96,241	158,479	(46,350)
42115 - OPEB Funding	15,635	15,852	29,848	15,519	21,846	(8,002)
41620 - Unscheduled	36,356	36,079	—	21,028	—	—
41000 - Personal Services	1,004,622	1,022,855	1,831,477	1,060,511	1,375,300	(456,177)
Supplies						
51110 - Office Expense	10,811	10,795	27,375	10,794	27,734	359
51115 - Employee Recognition Program	—	—	1,000	—	990	(10)
51200 - Operating	121,631	103,085	62,714	103,085	63,177	463
51350 - Chemical and Medical	—	—	18,550	—	18,550	—
51400 - Photographic	—	—	1,100	—	1,100	—
51410 - Vaccines	—	—	3,200	—	3,200	—
51450 - Botany & Agriculture	—	—	4,200	—	4,200	—
51452 - B&A - General	297	—	4,200	—	4,200	—
51456 - B&A - Bedding Plants	—	—	2,500	—	2,500	—
51458 - B&A - Fertilizer	—	—	2,800	—	2,800	—

51462 - B&A - Chemicals	—	—	1,200	—	1,200	—
51700 - Education	748	733	49,949	733	50,216	267
51950 - Minor Office Equipment	5,865	16,474	—	16,474	—	—
51970 - Software	—	—	—	—	—	—
51980 - IT Hardware	2,474	10,320	—	10,320	—	—
52300 - Unassigned	—	—	63,146	—	62,311	(835)
54000 - Food	6,189	8,080	26,500	8,079	26,500	—
53100 - Natural Gas	5,891	6,884	7,901	7,409	7,631	(270)
53150 - Electricity	13,829	16,469	17,413	18,526	17,935	522
53200 - Water and Sewer	6,001	6,819	7,916	8,123	8,367	451
51100 - Supplies	173,736	179,658	301,664	183,543	302,611	947

Contractual Services

61200 - Postage	500	1,463	3,932	1,462	3,982	50
61300 - Advertising	118,523	98,808	42,415	92,826	42,486	71
61400 - Dues	1,958	1,630	7,422	1,630	8,587	1,165
61410 - Tuition	9,933	6,387	26,918	6,387	27,049	131
62000 - Professional	—	—	40,998	—	41,071	73
63400 - Employee Medical	—	—	2,900	—	2,900	—
67600 - Temporary Labor	14,108	23,418	—	23,418	—	—
68100 - R & M Building	16,321	6,575	3,542	6,575	3,542	—
68610 - Office Equipment	—	—	1,200	—	1,200	—
68620 - Computer Equipment	—	—	3,000	—	3,000	—
68690 - R & M - WIC Roof Repair	—	—	2,715	—	2,715	—
68691 - R & M - WIC Painting	—	—	2,000	—	2,000	—
60000 - Contractual Services	161,343	138,280	137,042	132,298	138,532	1,490

Other Charges

74000 - Printing and Binding	—	—	4,100	—	4,100	—
75100 - Travel	10,999	7,526	69,301	7,526	69,301	—
75200 - Mileage	—	—	13,496	—	13,496	—
71100 - Insurance and Bonds	35,471	32,293	46,493	46,493	55,543	9,050
77450 - Administrative Other	160,840	134,239	255,676	134,238	120,732	(134,944)
77610 - Information Technology - City	55,461	59,343	62,310	60,827	64,802	2,492
70000 - Other Charges	262,771	233,401	451,376	249,084	327,974	(123,402)

Capital Outlay

83100 - Improvement other than Building	—	—	—	—	—	—
80000 - Capital Outlay	—	—	—	—	—	—

Operating Transfers

92130 - General Construction	965,687	72,147	—	72,147	—	—
92000 - Operating Transfers	965,687	72,147	—	72,147	—	—

2530 - WIC Grant Fund	2,568,158	1,646,341	2,721,559	1,697,583	2,144,417	(577,142)
------------------------------	------------------	------------------	------------------	------------------	------------------	------------------

Total Expenditures	2,568,158	1,646,341	2,721,559	1,697,583	2,144,417	(577,142)
---------------------------	------------------	------------------	------------------	------------------	------------------	------------------

Net Total	—	42,181	—	(9,060)	577,142	577,142
------------------	----------	---------------	----------	----------------	----------------	----------------

2610 - Justice Assistance Grant Fund	2021 Actual	2022 Actual	2023 Budget	2023 Revised Estimate	2024 Dept Request	Dept Request Variance
Revenues						
2610 - Justice Assistance Grant Fund						
Revenue from Other Agencies						
35610 - Grant In Aid – Federal	199,429	251,583	50,000	251,583	50,000	—
35500 - Revenue from Other Agencies	199,429	251,583	50,000	251,583	50,000	—
Operating Transfers In						
39110 - Tsf In fr General Fund	660	—	—	—	—	—
39100 - Operating Transfers In	660	—	—	—	—	—
2610 - Justice Assistance Grant Fund	200,089	251,583	50,000	251,583	50,000	—
Total Revenues	200,089	251,583	50,000	251,583	50,000	—
Expenditures						
2610 - Justice Assistance Grant Fund						
Personal Services						
42010 - Social Security - Medicare	—	—	—	—	—	—
42110 - TMRS	—	—	—	—	—	—
42115 - OPEB Funding	—	—	—	—	—	—
41620 - Unscheduled	—	—	—	—	—	—
41000 - Personal Services	—	—	—	—	—	—
Supplies						
51110 - Office Expense	—	13,604	—	13,605	—	—
51200 - Operating	—	876	—	876	—	—
51300 - Clothing and Linen	5,836	—	—	—	—	—
51850 - Minor Tools	59,932	3,682	—	3,682	—	—
51950 - Minor Office Equipment	—	2,151	—	2,151	—	—
51980 - IT Hardware	—	23,145	—	23,145	—	—
51100 - Supplies	65,768	43,458	—	43,459	—	—
Salvation Army						
62000 - Professional	26,335	46,697	—	46,697	—	—
68100 - R & M - Building	—	8,392	—	8,392	—	—
68680 - Other Equipment	18,899	8,148	—	8,148	—	—
69300 - Leased Computer Software	—	266	—	266	—	—
64630 - Salvation Army	45,234	63,502	—	63,503	—	—
Charges - Other						
77900 - Other Agencies	59,880	62,238	50,000	62,238	50,000	—
70000 - Charges - Other	59,880	62,238	50,000	62,238	50,000	—
Operating Transfers						
92130 - General Construction	29,207	19,643	—	—	—	—
92000 - Operating Transfers	29,207	19,643	—	—	—	—
2610 - Justice Assistance Grant Fund	200,089	188,841	50,000	169,200	50,000	—
Total Expenditures	200,089	188,841	50,000	169,200	50,000	—
Net Total	—	62,742	—	82,383	—	—

2620 - APD Seized Property Fund	2021 Actual	2022 Actual	2023 Budget	2023 Revised Estimate	2024 Dept Request	Dept Request Variance
Revenues						
2620 - APD Seized Property Fund						
Interest Earnings						
37110 - Interest Income	214	9,504	—	—	—	—
37109 - Interest Earnings	214	9,504	—	—	—	—
Miscellaneous Revenue						
37413 - Seized Property or Cash	274,171	94,965	—	94,965	—	—
37400 - Miscellaneous Revenue	274,171	94,965	—	94,965	—	—
2620 - APD Seized Property Fund	274,385	104,469	—	94,965	—	—
Total Revenues	274,385	104,469	—	94,965	—	—
Expenditures						
2620 - APD Seized Property Fund						
Supplies						
51200 - Operating	—	—	—	—	—	—
51980 - IT Hardware	—	4,720	—	4,720	—	—
52050 - Auto Parts	—	—	—	—	—	—
52120 - Tires and Tubes Other	—	—	—	—	—	—
51100 - Supplies	—	4,720	—	4,720	—	—
Contractual Services						
61100 - Communications Billing	535	—	—	—	—	—
62000 - Professional	—	—	—	—	—	—
68660 - Audio/Video Equipment	—	1,416	—	1,416	—	—
68710 - Auto Repair & Maint	52,023	8,011	—	8,011	—	—
60000 - Contractual Services	52,558	9,427	—	9,427	—	—
Other Charges						
72000 - Communication	—	—	—	—	—	—
77100 - Court Costs	4,173	—	—	—	—	—
78215 - Impressed Funds	36,000	32,000	—	32,000	—	—
70000 - Other Charges	40,173	32,000	—	32,000	—	—
Machinery & Equipment						
84100 - Auto-Rolling Stock & Equ	—	43,761	—	43,761	—	—
84910 - Other Equipment	—	—	—	—	—	—
84000 - Machinery & Equipment	—	43,761	—	43,761	—	—
2620 - APD Seized Property Fund	92,731	89,908	—	89,908	—	—
Total Expenditures	92,731	89,908	—	89,908	—	—
Net Total	181,653	14,561	—	5,057	—	—

2630 - Texas Narcotics Seizures Fund	2021 Actual	2022 Actual	2023 Budget	2023 Revised Estimate	2024 Dept Request	Dept Request Variance
Revenues						
2630 - Texas Narcotics Seizures Fund						
Interest Earnings						
37110 - Interest Income	49	292	—	—	—	—
37109 - Interest Earnings	49	292	—	—	—	—
<hr/>						
2630 - Texas Narcotics Seizures Fund	49	292	—	—	—	—
<hr/>						
Total Revenues	49	292	—	—	—	—
<hr/>						
Net Total	49	292	—	—	—	—

2640 - Federal APD Seizures Fund	2021 Actual	2022 Actual	2023 Budget	2023 Revised Estimate	2024 Dept Request	Dept Request Variance
Revenues						
2640 - Federal APD Seizures Fund						
Interest Earnings						
37110 - Interest Income	2,110	56,008	—	—	—	—
37109 - Interest Earnings	2,110	56,008	—	—	—	—
Miscellaneous Revenue						
37413 - Seized Property or Cash	1,397,578	36,421	—	36,421	—	—
37400 - Miscellaneous Revenue	1,397,578	36,421	—	36,421	—	—
2640 - Federal APD Seizures Fund	1,399,688	92,429	—	36,421	—	—
Total Revenues	103,650	1,399,688	—	80,000	—	—
Expenditures						
2640 - Federal APD Seizures Fund						
Supplies						
51200 - Operating	—	1,323	—	1,323	—	—
51400 - Photographic	22,898	—	—	—	—	—
51850 - Minor Tools	48,680	11,613	—	11,613	—	—
51950 - Minor Office Equipment	—	37,000	—	37,000	—	—
51100 - Supplies	71,578	49,937	—	49,936	—	—
Contractual Services						
61412 - Training	—	1,800	—	1,800	—	—
68680 - Other Equipment	20,862	28,061	—	28,061	—	—
68710 - Auto Repair & Maint	36,130	5,557	—	5,557	—	—
69300 - Leased Computer Software	—	151,973	—	151,973	—	—
60000 - Contractual Services	56,992	187,390	—	187,391	—	—
Machinery & Equipment						
84100 - Auto-Rolling Stock & Equ	67,145	31,387	—	31,387	—	—
84910 - Other Equipment	—	94,934	—	94,934	—	—
84800 - Communications Equipment	—	23,036	—	23,036	—	—
84000 - Machinery & Equipment	67,145	149,357	—	149,357	—	—
2640 - Federal APD Seizures Fund	195,715	386,684	—	386,684	—	—
Total Expenditures	195,715	386,684	—	386,684	—	—
Net Total	1,203,973	(294,256)	—	(350,263)	—	—

2660 - Leose Training Program Fund	2021 Actual	2022 Actual	2023 Budget	2023 Revised Estimate	2024 Dept Request	Dept Request Variance
Revenues						
2660 - Leose Training Program Fund						
Revenue from Other Agencies						
36210 - Other Program Revenue	18,272	18,006	17,850	18,006	17,850	—
35500 - Revenue from Other Agencies	18,272	18,006	17,850	18,006	17,850	—
Miscellaneous Revenue						
37410 - Miscellaneous Revenue	—	—	—	—	—	—
37400 - Miscellaneous Revenue	—	—	—	—	—	—
2660 - Leose Training Program Fund	18,272	18,006	17,850	18,006	17,850	—
Total Revenues	18,272	18,006	17,850	18,006	17,850	—
Expenditures						
2660 - Leose Training Program Fund						
Supplies						
51850 - Minor Tools	1,258	—	—	—	—	—
51800 - Fuel & Oil	2,215	410	—	2,371	2,442	2,442
51100 - Supplies	3,473	410	—	2,371	2,442	2,442
Contractual Services						
61410 - Tuition	—	2,166	1,100	2,166	1,100	—
61412 - Training	14,201	26,186	—	20,716	—	—
60000 - Contractual Services	14,201	28,352	1,100	22,882	1,100	—
Other Charges						
75100 - Travel	14,969	6,779	16,000	6,779	14,308	(1,692)
70000 - Other Charges	14,969	6,779	16,000	6,779	14,308	(1,692)
2660 - Leose Training Program Fund	32,643	35,541	17,100	32,032	17,850	750
Total Expenditures	32,643	35,541	17,100	32,032	17,850	750
Net Total	(14,372)	(17,535)	750	(14,026)	—	(750)

2670 - AIP Pantex Project Description	2021 Actual	2022 Actual	2023 Budget	2023 Revised Estimate	2024 Dept Request	Dept Request Variance
Revenues						
2670 - AIP Pantex Project Description						
Revenue from Other Agencies						
35610 - Grant In Aid – Federal	177,788	168,478	278,303	195,714	278,303	—
35500 - Revenue from Other Agencies	177,788	168,478	278,303	195,714	278,303	—
Interest Earnings						
37110 - Interest Income	—	—	—	—	—	—
37109 - Interest Earnings	—	—	—	—	—	—
Operating Transfers In						
39110 - Tsf In fr General Fund	—	—	10,000	—	10,000	—
39100 - Operating Transfers In	—	—	10,000	—	10,000	—
2670 - AIP Pantex Project Description	177,788	168,478	288,303	195,714	288,303	—
Total Revenues	177,788	168,478	288,303	195,714	288,303	—

Expenditures

2670 - AIP Pantex Project Description

Personal Services

41100 - Salaries and Wages	77,232	61,213	84,227	79,212	83,067	(1,160)
41820 - Health Insurance	16,480	13,167	17,970	17,295	17,970	—
42300 - State Unemployment	72	87	111	80	111	—
42400 - Workers Compensation	272	212	1,097	1,097	1,097	—
42510 - Car Allowance	2,819	2,183	—	2,888	(3,000)	(3,000)
42540 - Tool Allowance	451	313	450	433	450	—
42550 - Communications Allowance	1,729	1,251	1,800	1,155	—	(1,800)
41900 - Life	37	29	62	37	62	—
42010 - Social Security - Medicare	1,149	909	1,286	1,168	1,199	(87)
42020 - Social Security - OASDI	4,808	3,888	5,499	4,993	5,130	(369)
42110 - TMRS	9,816	7,708	13,216	11,706	12,445	(771)
42115 - OPEB Funding	2,041	1,581	2,155	2,028	2,011	(144)
42120 - FRRF Total	369	—	—	—	—	—
41620 - Unscheduled	1,772	—	—	—	—	—
41000 - Personal Services	119,047	92,542	127,873	122,092	120,542	(7,331)

General Supplies

51200 - Operating	2,939	1,667	9,500	1,667	62,661	53,161
51700 - Education	100	—	—	—	—	—
51950 - Minor Office Equipment	—	—	—	—	—	—
51100 - General Supplies	3,039	1,667	9,500	1,667	62,661	53,161

Contractual Services

61200 - Postage	2,221	2,362	3,639	1,061	3,639	—
61400 - Dues	295	349	550	349	550	—
68300 - R & M - Improvements	—	3,346	6,889	3,346	6,889	—
68680 - Other Equipment	—	—	4,639	—	4,639	—
68900 - Repair & Maint Other	995	804	2,139	804	2,139	—
69210 - Rental City Equipment	—	—	10,782	10,782	10,782	—
69300 - Leased Computer Software	26,917	32,437	34,953	32,437	34,953	—
60000 - Contractual Services	30,428	39,298	63,591	48,779	63,591	—

2670 - AIP Pantex Project Description	2021 Actual	2022 Actual	2023 Budget	2023 Revised Estimate	2024 Dept Request	Dept Request Variance
Other Charges						
74000 - Printing and Binding	9,368	9,761	14,000	4,761	14,000	—
75100 - Travel	4,103	8,039	12,000	3,039	12,000	—
71100 - Insurance and Bonds	565	582	—	—	639	639
77450 - Administrative Other	11,238	15,376	12,117	15,376	15,648	3,531
77610 - Information Technology - City	—	—	—	—	—	—
70000 - Other Charges	25,274	33,758	38,117	23,176	42,287	4,170
Machinery & Equipment						
84100 - Auto-Rolling Stock & Equ	—	—	50,000	—	—	(50,000)
84910 - Other Equipment	—	—	—	—	—	—
84000 - Machinery & Equipment	—	—	50,000	—	—	(50,000)
Operating Transfers						
92125 - Municipal Garage	—	—	—	—	—	—
92000 - Operating Transfers	—	—	—	—	—	—
2670 - AIP Pantex Project Description	177,788	167,265	289,081	195,714	289,081	—
Total Expenditures	177,788	167,265	289,081	195,714	289,081	—
Net Total	—	1,213	(778)	—	(778)	—

2700- Greenways Description	2021 Actual	2022 Actual	2023 Budget	2023 Revised Estimate	2024 Dept Request	Dept Request Variance
Revenues						
27100 - Greenways at Hillside						
Current Year's Levy						
30311 - Collec Randall County A	674,093	730,967	905,195	905,195	950,455	45,260
30300 - Current Year's Levy	674,093	730,967	905,195	905,195	950,455	45,260
Penalty and Int-Delinquent Tax						
30332 - Randall County Assessor	2,266	1,737	—	1,947	—	—
30330 - Penalty and Int-Delinquent Tax	2,266	1,737	—	1,947	—	—
Interest Earnings						
37110 - Interest Income	1,514	19,877	—	19,485	—	—
37109 - Interest Earnings	1,514	19,877	—	19,485	—	—
Miscellaneous Revenue						
37130 - Discounts Earned	6	—	—	—	—	—
37400 - Miscellaneous Revenue	6	—	—	—	—	—
Proceeds from LTerm Debt						
39810 - Proceeds from LT Debt	—	—	—	—	—	—
39800 - Proceeds from LTerm Debt	—	—	—	—	—	—
27100 - Greenways at Hillside	677,879	752,580	905,195	926,627	950,455	45,260
Total Revenues						
	677,879	752,580	905,195	926,627	950,455	45,260
Expenditures						
27100 - Greenways at Hillside						
Supplies						
51450 - Botany & Agriculture	6,710	12,413	18,360	12,615	18,727	367
53150 - Electricity	3,138	4,817	3,018	3,307	3,109	91
53200 - Water and Sewer	232,806	247,079	224,400	245,460	252,824	28,424
51000 - Supplies	242,654	264,309	245,778	261,382	274,660	28,882
Contractual Services						
61200 - Postage	—	—	572	—	584	12
61300 - Advertising	1,652	1,314	1,260	1,394	1,285	25
61600 - Unassigned	3,793	9,681	20,400	7,273	20,808	408
62000 - Professional	8,560	8,536	8,923	8,560	9,101	178
62015 - PID Management Fees (private)	7,655	10,183	20,200	12,700	20,604	404
67600 - Temporary Labor	176,882	157,834	178,949	157,834	182,528	3,579
68300 - R & M - Improvements	20,102	27,730	35,000	60,183	35,700	700
68312 - Other Improvement	1,660	41,180	95,000	90,231	96,900	1,900
68318 - Lighting	1,512	—	—	—	—	—
68400 - R & M - Irrigation	37,065	30,651	30,000	32,010	36,000	6,000
69220 - Rental Other Equipment	—	—	—	—	—	—
60000 - Contractual Services	258,880	287,109	390,304	370,185	403,510	13,206
Other Charges						
77450 - Administrative Other	28,902	29,480	52,580	52,580	53,632	1,052
70000 - Other Charges	28,902	29,480	52,580	52,580	53,632	1,052
Capital Outlay						
Improve Other than Building						

2700- Greenways Description	2021 Actual	2022 Actual	2023 Budget	2023 Revised Estimate	2024 Dept Request	Dept Request Variance
83200 - Improvement	35,000	35,000	65,000	65,000	65,000	—
89200 - Bond Interest Payments	—	—	—	—	—	—
83000 - Improve Other than Building	35,000	35,000	65,000	65,000	65,000	—
Inter Reimbursements						
92170 - Trsf to Debt Service	200,602	196,575	150,675	150,675	150,675	—
90000 - Inter Reimbursements	200,602	196,575	150,675	150,675	150,675	—
27100 - Greenways at Hillside	766,038	812,473	904,337	899,822	947,477	43,140
Total Expenditures	766,038	812,473	904,337	899,822	947,477	43,140
Net Total	(88,159)	(59,893)	858	26,805	2,978	2,120

2705 - Pinnacle Description	2021 Actual	2022 Actual	2023 Budget	2023 Revised Estimate	2024 Dept Request	Dept Request Variance
Revenues						
27050 - Pinnacle PID						
Current Year's Levy						
30311 - Collec Randall County A	85,823	121,354	122,594	122,594	122,594	—
30300 - Current Year's Levy	85,823	121,354	122,594	122,594	122,594	—
Prior Year's Levy						
30322 - Prior Year Collec Randa	261	17	—	179	—	—
30320 - Prior Year's Levy	261	17	—	179	—	—
27050 - Pinnacle PID	86,084	121,371	122,594	122,773	122,594	—
Total Revenues	86,084	121,371	122,594	122,773	122,594	—
Expenditures						
27050 - Pinnacle PID						
Supplies						
51450 - Botany & Agriculture	—	—	—	—	—	—
51454 - B & A - Trees	—	—	2,756	—	3,500	744
53150 - Electricity	—	—	2,287	399	3,300	1,013
53200 - Water and Sewer	815	24,681	6,448	10,182	10,487	4,039
51000 - Supplies	815	24,681	11,491	10,581	17,287	5,796
Contractual Services						
61200 - Postage	—	—	102	—	104	2
61300 - Advertising	1,328	116	357	280	364	7
62000 - Professional	736	832	850	832	867	17
62015 - PID Management Fees (private)	—	986	20,250	21,216	24,760	4,510
67600 - Temporary Labor	—	—	2,100	45,275	49,090	46,990
68300 - R & M - Improvements	—	—	34,477	10,573	5,000	(29,477)
68312 - Other Improvement	—	—	2,625	744	—	(2,625)
60000 - Contractual Services	2,064	1,934	60,761	78,920	80,185	19,424
Other Charges						
77450 - Administrative Other	788	788	3,838	3,838	5,758	1,920
70000 - Other Charges	788	788	3,838	3,838	5,758	1,920
27050 - Pinnacle PID	3,667	27,404	76,090	93,339	103,230	27,140
Total Expenditures	3,667	27,404	76,090	93,339	103,230	27,140
Net Total	82,418	93,967	46,504	29,434	19,364	(27,140)

27110 - Heritage Hills Description	2021 Actual	2022 Actual	2023 Budget	2023 Revised Estimate	2024 Dept Request	Dept Request Variance
------------------------------------	-------------	-------------	-------------	-----------------------	-------------------	-----------------------

Revenues

27110 - Heritage Hills PID

Current Year's Levy

30311 - Collec Randall County A	422,501	475,438	427,364	479,077	459,287	31,923
---------------------------------	---------	---------	---------	---------	---------	--------

30300 - Current Year's Levy	422,501	475,438	427,364	479,077	459,287	31,923
------------------------------------	----------------	----------------	----------------	----------------	----------------	---------------

Penalty and Int-Delinquent Tax

30332 - Randall County Assessor	1,096	3,067	—	—	—	—
---------------------------------	-------	-------	---	---	---	---

30330 - Penalty and Int-Delinquent Tax	1,096	3,067	—	—	—	—
---	--------------	--------------	----------	----------	----------	----------

Interest Earnings

37110 - Interest Income	—	56,826	—	49,560	—	—
-------------------------	---	--------	---	--------	---	---

37109 - Interest Earnings	—	56,826	—	49,560	—	—
----------------------------------	----------	---------------	----------	---------------	----------	----------

Proceeds from LT Debt

39810 - Proceeds from LT Debt	—	1,250,000	—	—	—	—
-------------------------------	---	-----------	---	---	---	---

39800 - Proceeds from LT Debt	—	1,250,000	—	—	—	—
--------------------------------------	----------	------------------	----------	----------	----------	----------

27110 - Heritage Hills PID	423,596	1,785,332	427,364	528,637	459,287	31,923
-----------------------------------	----------------	------------------	----------------	----------------	----------------	---------------

Total Revenues	423,596	1,785,332	427,364	528,637	459,287	31,923
-----------------------	----------------	------------------	----------------	----------------	----------------	---------------

Expenditures

27110 - Heritage Hills PID

Supplies

53150 - Electricity	—	—	7,322	411	7,600	278
---------------------	---	---	-------	-----	-------	-----

53200 - Water and Sewer	17,850	27,264	40,800	39,630	50,000	9,200
-------------------------	--------	--------	--------	--------	--------	-------

51000 - Supplies	17,850	27,264	48,122	40,041	57,600	9,478
-------------------------	---------------	---------------	---------------	---------------	---------------	--------------

Contractual Services

61200 - Postage	—	—	240	—	240	—
-----------------	---	---	-----	---	-----	---

61300 - Advertising	1,526	1,357	1,099	1,182	1,099	—
---------------------	-------	-------	-------	-------	-------	---

62000 - Professional	5,448	5,808	5,710	6,592	8,000	2,290
----------------------	-------	-------	-------	-------	-------	-------

62015 - PID Management Fees (private)	—	—	20,000	9,594	20,400	400
---------------------------------------	---	---	--------	-------	--------	-----

67600 - Temporary Labor	21,971	85,216	76,342	66,666	76,400	58
-------------------------	--------	--------	--------	--------	--------	----

68300 - R & M - Improvements	—	7,932	20,400	7,280	20,400	—
------------------------------	---	-------	--------	-------	--------	---

68400 - R & M - Irrigation	—	3,904	10,000	5,454	10,200	200
----------------------------	---	-------	--------	-------	--------	-----

60000 - Contractual Services	28,945	104,217	133,791	96,768	136,739	2,948
-------------------------------------	---------------	----------------	----------------	---------------	----------------	--------------

Other Charges

77450 - Administrative Other	1,379	2,364	9,758	9,758	17,805	8,047
------------------------------	-------	-------	-------	-------	--------	-------

70000 - Other Charges	1,379	2,364	9,758	9,758	17,805	8,047
------------------------------	--------------	--------------	--------------	--------------	---------------	--------------

Capital Outlay

83200 - Improvement	539,940	1,052,694	—	274,074	—	—
---------------------	---------	-----------	---	---------	---	---

27110 - Heritage Hills Description	2021 Actual	2022 Actual	2023 Budget	2023 Revised Estimate	2024 Dept Request	Dept Request Variance
80000 - Capital Outlay	539,940	1,052,694	—	274,074	—	—
Inter Reimbursements						
92170 - Trsf to Debt Service	—	—	90,803	90,803	93,300	2,497
90000 - Inter Reimbursements	—	—	90,803	90,803	93,300	2,497
27110 - Heritage Hills PID	588,115	1,186,538	282,474	511,444	305,444	22,970
Total Expenditures	588,115	1,186,538	282,474	511,444	305,444	22,970
Net Total	(164,518)	598,794	144,890	17,193	153,843	8,953

2730 - Colonies Description	2021 Actual	2022 Actual	2023 Budget	2023 Revised Estimate	2024 Dept Request	Dept Request Variance
Revenues						
27300 - Colonies						
Current Year's Levy						
30311 - Collec Randall County A	1,033,525	1,291,341	1,406,638	1,413,157	1,428,130	21,492
30300 - Current Year's Levy	1,033,525	1,291,341	1,406,638	1,413,157	1,428,130	21,492
Penalty and Int-Delinquent Tax						
30332 - Randall County Assessor	2,636	2,568	—	—	—	—
30330 - Penalty and Int-Delinquent Tax	2,636	2,568	—	—	—	—
Interest Earnings						
37110 - Interest Income	5,147	75,245	—	45,826	—	—
37109 - Interest Earnings	5,147	75,245	—	45,826	—	—
Miscellaneous Revenue						
37410 - Miscellaneous Revenue	—	—	—	—	—	—
37400 - Miscellaneous Revenue	—	—	—	—	—	—
Proceeds from LTerm Debt						
39810 - Proceeds from LT Debt	—	3,000,000	—	—	—	—
39800 - Proceeds from LTerm Debt	—	3,000,000	—	—	—	—
27300 - Colonies	1,041,308	4,369,154	1,406,638	1,458,983	1,428,130	21,492
Total Revenues	1,041,308	4,369,154	1,406,638	1,458,983	1,428,130	21,492
Expenditures						
27300 - Colonies						
Supplies						
51450 - Botany & Agriculture	10,476	—	—	—	—	—
51454 - B & A - Trees	—	78,864	75,000	47,404	50,000	(25,000)
51456 - B & A - Bedding Plants	—	30,763	250,000	92,861	50,000	(200,000)
53150 - Electricity	11,949	16,606	21,094	12,761	21,516	422
53200 - Water and Sewer	135,310	212,369	210,382	193,297	214,590	4,208
51000 - Supplies	157,735	338,602	556,476	346,323	336,106	(220,370)
Contractual Services						
61200 - Postage	—	—	500	—	510	10
61300 - Advertising	2,404	1,864	2,500	573	2,550	50
62000 - Professional	7,120	18,727	8,317	7,485	8,483	166
62015 - PID Management Fees (private)	29,046	39,870	57,000	57,032	58,140	1,140
67600 - Temporary Labor	65,501	136,956	200,000	231,248	200,000	—
68300 - R & M - Improvements	40,409	13,703	30,000	74,609	60,000	30,000
68400 - R & M - Irrigation	17,577	13,012	30,000	16,979	20,000	(10,000)
60000 - Contractual Services	162,057	224,133	328,317	387,926	349,683	21,366
Other Charges						
71100 - Insurance and Bonds	241	255	261	259	266	5
77450 - Administrative Other	34,414	36,479	40,714	40,714	61,666	20,952
70000 - Other Charges	34,655	36,734	40,975	40,973	61,932	20,957
Capital Outlay						
83200 - Improvement	—	4,043,881	—	—	—	—
80000 - Capital Outlay	109	4,043,881	—	—	—	—

2730 - Colonies Description	2021 Actual	2022 Actual	2023 Budget	2023 Revised Estimate	2024 Dept Request	Dept Request Variance
Operating Transfers						
92150 - Cert of Obligation	458,063	454,188	666,211	456,188	665,538	(673)
92000 - Operating Transfers	458,063	454,188	666,211	456,188	665,538	(673)
27300 - Colonies	812,510	5,097,538	1,591,979	1,231,410	1,413,259	(178,720)
Total Expenditures	812,510	5,097,538	1,591,979	1,231,410	1,413,259	(178,720)
Net Total	228,798	(728,384)	(185,341)	227,573	14,871	200,212

2740 - Tutbury Description	2021 Actual	2022 Actual	2023 Budget	2023 Revised Estimate	2024 Dept Request	Dept Request Variance
Revenues						
27400 - Tutbury Imprv Dist						
Current Year's Levy						
30311 - Collec Randall County A	16,296	16,296	18,696	18,696	28,800	10,104
30300 - Current Year's Levy	16,296	16,296	18,696	18,696	28,800	10,104
27400 - Tutbury Imprv Dist	16,296	16,296	18,696	18,696	28,800	10,104
Total Revenues	16,296	16,296	18,696	18,696	28,800	10,104
Expenditures						
27400 - Tutbury Imprv Dist						
Supplies						
53150 - Electricity	293	434	560	330	340	(220)
53200 - Water and Sewer	2,863	3,195	4,269	3,520	3,626	(643)
51000 - Supplies	3,156	3,629	4,829	3,850	3,966	(863)
Contractual Services						
61200 - Postage	—	—	15	—	16	1
61300 - Advertising	1,328	840	359	292	366	7
62000 - Professional	192	240	245	240	250	5
67600 - Temporary Labor	7,950	7,081	10,879	11,446	11,382	503
68300 - R & M - Improvements	1,669	15,559	5,000	16,548	5,000	—
68400 - R & M - Irrigation	681	139	1,020	3,596	1,040	20
60000 - Contractual Services	11,819	23,858	17,518	32,122	18,054	536
Other Charges						
77450 - Administrative Other	683	818	5,097	5,097	4,856	(241)
70000 - Other Charges	683	818	5,097	5,097	4,856	(241)
27400 - Tutbury Imprv Dist	15,659	28,305	27,444	41,069	26,876	(568)
Total Expenditures	15,659	28,305	27,444	41,069	26,876	(568)
Net Total	637	(12,009)	(8,748)	(22,373)	1,924	10,672

2750 - Point West Description	2021 Actual	2022 Actual	2023 Budget	2023 Revised Estimate	2024 Dept Request	Dept Request Variance
Revenues						
27510 - Point West PID						
Current Year's Levy						
30310 - Collec Potter County As	52,000	52,922	52,000	50,210	52,000	—
30300 - Current Year's Levy	52,000	52,922	52,000	50,210	52,000	—
Interest Earnings						
37110 - Interest Income	—	10,927	—	15,638	—	—
37109 - Interest Earnings	—	10,927	—	15,638	—	—
27510 - Point West PID	52,000	63,849	52,000	65,848	52,000	—
Total Revenues	52,000	63,849	52,000	65,848	52,000	—
Expenditures						
27510 - Point West PID						
Supplies						
53150 - Electricity	475	1,810	2,040	1,310	2,101	61
53200 - Water and Sewer	3,471	22,115	12,485	8,453	12,860	375
51000 - Supplies	3,945	23,924	14,525	9,763	14,961	436
Contractual Services						
61200 - Postage	—	—	17	—	17	—
61300 - Advertising	1,568	51	412	308	420	8
62000 - Professional	—	232	—	232	—	—
67600 - Temporary Labor	8,900	12,200	12,240	14,982	35,000	22,760
68300 - R & M - Improvements	—	—	2,164	45,822	2,207	43
68312 - Other Improvement	—	—	40,000	—	8,000	(32,000)
60000 - Contractual Services	10,468	12,483	54,833	61,344	45,644	(9,189)
Other Charges						
77450 - Administrative Other	1,496	1,496	5,084	5,084	6,013	929
78230 - Loss on Bad Debt	—	1,201	—	—	—	—
70000 - Other Charges	1,496	1,496	5,084	5,084	6,013	929
27510 - Point West PID	15,910	39,104	74,442	76,191	66,618	(7,824)
Total Expenditures	15,910	39,104	74,442	76,191	66,618	(7,824)
Net Total	36,090	24,744	(22,442)	(10,343)	(14,618)	7,824

2760 - Quail Creek Description	2021 Actual	2022 Actual	2023 Budget	2023 Revised Estimate	2024 Dept Request	Dept Request Variance
Revenues						
27610 - Quail Creek PID						
Current Year's Levy						
30310 - Collec Potter County As	10,500	10,182	11,600	11,600	11,600	—
30300 - Current Year's Levy	10,500	10,182	11,600	11,600	11,600	—
27610 - Quail Creek PID	10,500	10,182	11,600	11,600	11,600	—
Total Revenues	10,500	10,182	11,600	11,600	11,600	—
Expenditures						
27610 - Quail Creek PID						
Supplies						
53150 - Electricity	201	307	255	227	263	8
53200 - Water and Sewer	3,845	3,566	5,437	3,869	3,985	(1,452)
51000 - Supplies	4,045	3,873	5,692	4,096	4,248	(1,444)
Contractual Services						
61200 - Postage	—	—	20	—	21	1
61300 - Advertising	1,088	555	1,100	555	1,122	22
62000 - Professional	—	240	—	240	—	—
67600 - Temporary Labor	3,024	3,612	3,366	3,366	4,500	1,134
68300 - R & M - Improvements	425	1,243	1,020	1,020	1,040	20
68400 - R & M - Irrigation	—	502	—	—	—	—
60000 - Contractual Services	4,538	6,152	5,506	5,181	6,683	1,177
Other Charges						
77450 - Administrative Other	944	944	4,522	4,522	2,180	(2,342)
78230 - Loss on Bad Debt	350	—	—	—	—	—
70000 - Other Charges	1,294	944	4,522	4,522	2,180	(2,342)
27610 - Quail Creek PID	9,877	10,969	15,720	13,799	13,111	(2,609)
Total Expenditures	9,877	10,969	15,720	13,799	13,111	(2,609)
Net Total	623	(788)	(4,120)	(2,199)	(1,511)	2,609

2770 - Vineyards Description	2021 Actual	2022 Actual	2023 Budget	2023 Revised Estimate	2024 Dept Request	Dept Request Variance
Revenues						
27710 - Vineyards PID						
Current Year's Levy						
30310 - Collec Potter County As	10,750	11,697	26,250	21,300	26,250	—
30300 - Current Year's Levy	10,750	11,697	26,250	21,300	26,250	—
27710 - Vineyards PID	10,750	11,697	26,250	21,300	26,250	—
Total Revenues	10,750	11,697	26,250	21,300	26,250	—
Expenditures						
27710 - Vineyards PID						
Supplies						
51450 - Botany & Agriculture	—	—	1,040	—	1,061	21
53150 - Electricity	340	549	510	425	525	15
53200 - Water and Sewer	—	3,247	2,101	5,829	2,164	63
51000 - Supplies	340	3,796	3,651	6,254	3,750	99
Contractual Services						
61200 - Postage	—	—	96	—	98	2
61300 - Advertising	1,088	223	632	292	298	(334)
62000 - Professional	—	1,880	—	2,312	2,358	2,358
67600 - Temporary Labor	6,525	2,535	15,240	11,100	15,697	457
68300 - R & M - Improvements	—	—	2,040	—	2,081	41
60000 - Contractual Services	7,613	4,638	18,008	13,704	20,532	2,524
Other Charges						
77450 - Administrative Other	497	497	5,099	5,099	1,963	(3,136)
78230 - Loss on Bad Debt	300	—	—	250	—	—
70000 - Other Charges	797	497	5,099	5,349	1,963	(3,136)
27710 - Vineyards PID	8,750	8,931	26,758	25,307	26,245	(513)
Total Expenditures	8,750	8,931	26,758	25,307	26,245	(513)
Net Total	2,000	2,766	(508)	(4,007)	5	513

2790 - Town Square Description	2021 Actual	2022 Actual	2023 Budget	2023 Revised Estimate	2024 Dept Request	Dept Request Variance
Revenues						
27900 - Town Square PID						
Current Year's Levy						
30311 - Collec Randall County A	163,600	191,392	166,050	195,000	190,000	23,950
30300 - Current Year's Levy	163,600	191,392	166,050	195,000	190,000	23,950
Penalty and Int-Delinquent Tax						
30332 - Randall County Assessor	6,467	2,595	—	597	—	—
30330 - Penalty and Int-Delinquent Tax	6,467	2,595	—	597	—	—
Interest Earnings						
37110 - Interest Income	—	36,831	—	50,000	—	—
37109 - Interest Earnings	—	36,831	—	50,000	—	—
27900 - Town Square PID	170,066	230,818	166,050	245,597	190,000	23,950
Total Revenues	170,066	230,818	166,050	245,597	190,000	23,950
Expenditures						
Supplies						
53150 - Electricity	—	—	10,537	—	10,853	316
53200 - Water and Sewer	—	—	96,937	—	96,937	—
51100 - Supplies	—	—	107,474	—	107,790	316
Contractual Services						
61200 - Postage	—	—	74	—	74	—
61300 - Advertising	1,088	88	731	254	731	—
62000 - Professional	472	536	1,096	560	1,096	—
67600 - Temporary Labor	—	—	46,361	—	46,361	—
68300 - R & M - Improvements	—	—	32,664	—	32,664	—
60000 - Contractual Services	1,560	624	80,926	814	80,926	—
Other Charges						
Charges - Other						
77450 - Administrative Other	92	164	3,910	3,910	1,725	(2,185)
77000 - Charges - Other	92	164	3,910	3,910	1,725	(2,185)
Capital Outlay						
Improve Other than Building						
83200 - Improvement	—	—	200,000	—	200,000	—
83000 - Improve Other than Building	—	—	200,000	—	200,000	—
27900 - Town Square PID	1,652	789	392,310	4,724	390,441	(1,869)
Total Expenditures	1,652	789	392,310	4,724	390,441	(1,869)
Net Total	168,414	230,030	(226,260)	240,873	(200,441)	25,819

Description	2021 Actual	2022 Actual	2023 Budget	2023 Revised Estimate	2024 Dept Request	Dept Request Variance
Expenditures						
20110 - Program Management	329,429	314,883	939,895	336,932	266,805	(673,090)
20115 - Code Enforcement	116,029	206,670	200,000	240,595	200,000	—
20116 - Code Inspector	137,032	(4,588)	—	—	—	—
20125 - Rehab Support	141,705	118,938	256,292	164,275	327,673	71,381
20130 - Housing Rehab	604,566	531,337	297,126	229,658	227,235	(69,891)
20140 - Public Services	508,156	279,631	244,237	244,238	213,309	(30,928)
20145 - TEMAP (CARES)	391,385	—	117	117	—	(117)
20150 - Emergency Shelter	134,219	462,470	—	53,256	112,968	112,968
20155 - Neighborhood Facilities	—	295,975	387,641	472,362	372,361	(15,280)
20165 - CARES Round 1	62,371	—	16,448	11,915	—	(16,448)
20180 - CARES Round 3	19,093	170,562	192,030	78,294	95,811	(96,219)
20210 - Housing Assistance	926,926	754,152	980,645	678,888	873,903	(106,742)
20230 - Housing Vouchers	9,308,320	9,432,428	10,525,998	9,740,605	10,525,998	—
20240 - SRO Rehab	—	—	—	—	—	—
20250 - 5 YEAR MAINSTREAM VOUCHER PROG	903,389	880,394	—	1,000,480	—	—
20255 - Mainstream CARES Funding	—	—	—	—	—	—
20265 - HOUSING EHV	172,405	189,864	—	177,378	—	—
20310 - Home Administration	69,644	81,182	87,344	86,523	73,568	(13,776)
20315 - Home Match	21,217	147,071	—	156,273	—	—
20320 - Home Projects	233,417	853,022	778,706	1,044,055	713,744	(64,962)
20335 - HOME-ARP Admin	—	—	67,636	8,000	52,043	(15,593)
20340 - HOME-ARP Project	—	—	1,054,860	—	943,041	(111,819)
20350 - Transformation Park	—	362,561	—	362,561	258,799	258,799
20400 - SHELTER PLUS CARE	57,762	74,340	76,849	56,160	60,852	(15,997)
20450 - HSS - Admin	12,772	55,660	41,117	55,660	—	(41,117)
20451 - HSS-OUTREACH	—	58,051	57,949	78,739	—	(57,949)
20452 - HSS-Housing Navigation	5,494	91,169	129,427	145,760	—	(129,427)
20453 - HSS - Social Services	—	304,651	625,622	523,232	—	(625,622)
20500 - COC - Planning	14,243	52,912	35,882	39,563	45,869	9,987
20650 - Coming Home Project	170,599	170,715	469,264	183,763	298,421	(170,843)
20651 - CONTINUUM OF CARE	—	166,482	227,859	173,694	164,202	(63,657)
20652 - Coming Home United Way	—	13,969	—	24,651	22,000	22,000
20653 - AAF Capacity Grant	625	—	—	—	—	—
20655 - Ending Homelessness	51,022	(2,343)	—	51,046	—	—
20700 - TX Emergency Solutions Grant	141,564	124,462	111,164	33,234	—	(111,164)
20710 - TX ESG CARES	9,120	—	—	—	—	—
20715 - TX ESG CARES 2	668,008	78,000	—	—	—	—
20750 - HMIS Capacity Building Project	27,884	—	—	—	—	—
20755 - HMIS	132,693	153,197	207,444	162,144	155,034	(52,410)
20800 - Court Technology	97,218	102,213	112,300	108,499	115,850	3,550
20910 - Court Security Fund	174,262	169,085	200,005	128,539	166,535	(33,470)
22150 - Safe and Sober TXDOT Pr	191,442	182,812	175,048	210,882	175,048	—
22160 - Click It or Tickit	—	—	—	—	—	—
22170 - STEP - CMV	59,082	59,898	62,916	40,486	62,916	—
24250 - Photographic Traffic Enforceme	1,100,064	(676,501)	400,000	2,243,235	—	(400,000)
24300 - Homeland Security Grant	—	—	—	—	—	—
24320 - Homeland Security Grant	—	31,847	—	31,847	—	—
24370 - Homeland Security Grant	—	—	—	—	—	—
24380 - Homeland Security Grant	—	—	104,522	—	104,522	—
24395 - CJD- Regional Real Time Crime	87,402	24,734	—	24,734	—	—
24510 - COVID-19 Response	—	—	—	—	—	—
24520 - COVID-19 CD Housing	—	—	—	—	—	—
24530 - COVID-19 ARP	27,684,223	2,351,542	2,000,000	3,278,091	2,394,590	394,590

Description	2021 Actual	2022 Actual	2023 Budget	2023 Revised Estimate	2024 Dept Request	Dept Request Variance
Expenditures						
24531 - ARP - Fire Paramedic	6,210	201,376	—	512,213	—	—
24710 - PREP Program	73,894	34,857	308,403	70,064	75,000	(233,403)
25011 - AHD Public Health	1,444,560	3,216,340	1,728,332	1,630,372	1,774,890	46,558
25012 - Refugee Health	388,007	564,134	823,992	820,846	805,188	(18,804)
25013 - IMM/Locals	529,105	430,452	457,621	351,986	462,009	4,388
25014 - HIV Prevention	189,727	239,213	279,084	232,290	280,395	1,311
25015 - Core Public Health	167,271	103,997	129,329	110,449	120,165	(9,164)
25016 - Hansen's	9,845	13,617	18,545	17,865	18,784	239
25017 - Healthy Texas Babies	127,838	81,462	86,869	88,159	103,347	16,478
25018 - DIS	88,680	419,394	343,369	315,180	349,237	5,868
25019 - Health Equity	131,356	200,096	204,288	223,049	119,872	(84,416)
25020 - Bioterrorism Grant	397,921	347,804	391,803	382,160	397,470	5,667
25021 - CMHG Grant	102,832	104,084	99,380	99,380	99,380	—
25022 - Workforce	396,513	436,123	183,104	455,044	—	(183,104)
25023 - DSHS/LIDS-IMM/COVID-19	4,457,269	4,059,788	2,554,171	2,136,952	904,721	(1,649,450)
25024 - DSRIP IMMUNIZATIONS	241,566	231,500	151,421	304,458	318,709	167,288
25026 - Harrington CHF	—	65,933	88,695	53,229	62,157	(26,538)
25027 - Clinical Health Bridge Grant	266,561	242,203	256,776	246,385	256,390	(386)
25028 - CPS/COVID-19	—	—	—	—	—	—
25029 - COVID-19	250,335	134,194	33,659	64,550	1,918	(31,741)
25030 - Epidemiology	115,575	104,270	110,613	101,783	115,540	4,927
25035 - Local Tuberculosis - Federal	122,432	111,668	99,845	93,963	104,385	4,540
25045 - Local Tuberculosis - State	163,223	160,557	156,634	162,734	168,278	11,644
25055 - COVID-19 Non-Grant	14,997	—	—	—	—	—
25070 - Public Health Infrastructure Grant (PHIG)	—	—	—	40,222	133,729	133,729
25311 - WIC Administration	316,895	278,871	425,767	395,193	343,056	(82,711)
25312 - WIC Nutrition Education	414,066	422,960	881,865	435,615	680,641	(201,224)
25313 - WIC Breastfeeding	65,842	56,972	103,910	47,121	80,946	(22,964)
25314 - WIC Client Services	1,378,611	452,335	993,249	449,189	745,982	(247,267)
25315 - WIC IT	9,026	23,005	1,250	23,005	1,250	—
25316 - WIC Special-Extra	2,953	—	1,093	—	1,093	—
25317 - WIC Lactation Consultant	18,600	15,320	6,245	15,446	6,245	—
25318 - WIC Peer Counselor	20,863	27,268	118,849	27,769	101,615	(17,234)
25319 - WIC Vendor Operations	—	—	—	—	—	—
25320 - WIC Mentor	—	—	49,900	—	49,900	—
25321 - WIC Obesity	19,555	60,633	36,763	64,917	31,021	(5,742)
25322 - WIC R D Grant	33,446	3,610	72,668	1,714	72,668	—
25323 - WIC Summer Feeding	71,959	37,028	—	13,746	—	—
25324 - WIC Virtual Classes	79,954	97,385	30,000	58,895	30,000	—
25325 - WIC Cooking Matters	—	—	—	—	—	—
25326 - WIC IPE	9,117	72,147	—	72,147	—	—
25327 - WIC Outreach Campaign	118,388	98,808	—	92,826	—	—
25328 - WIC Extra Funding Other	8,883	—	—	—	—	—
26110 - JAG Grant	—	134,807	50,000	134,807	50,000	—
26120 - JAG Grant	48,106	19,643	—	—	—	—
26140 - JAG Grant	119,812	—	—	—	—	—
26150 - JAG Grant	5,836	—	—	—	—	—
26160 - JAG Grant	26,335	107,464	—	107,466	—	—
26200 - APD Seized Property	52,023	10,331	—	10,331	—	—
26210 - Narcotics Unit	40,708	89,908	—	89,908	—	—
26400 - FEDERAL APD SEIZURES	195,715	568,530	—	568,530	—	—
26610 - Leose Training-Police	32,643	34,226	16,000	30,716	16,750	750
26630 - Leose Training- Airport Securi	—	1,316	1,100	1,316	1,100	—
26710 - AIP Pantex Project Fund	177,788	167,350	288,303	195,714	288,303	—

Description	2021 Actual	2022 Actual	2023 Budget	2023 Revised Estimate	2024 Dept Request	Dept Request Variance
Expenditures						
27050 - Pinnacle PID	3,667	27,404	76,090	93,339	107,730	31,640
27100 - Greenways at Hillside	766,038	812,473	904,337	899,822	947,477	43,140
27110 - Heritage Hills PID	588,115	1,186,538	282,474	511,444	315,444	32,970
27300 - Colonies	812,510	5,097,538	1,591,979	1,231,410	1,413,259	(178,720)
27400 - Tutbury Imprv Dist	15,659	28,305	27,444	41,069	26,876	(568)
27510 - Points West PID	15,910	39,520	74,442	76,191	71,618	(2,824)
27610 - Quail Creek PID	9,877	10,969	15,720	13,799	13,111	(2,609)
27710 - Vineyards PID	8,750	8,931	26,758	25,307	26,245	(513)
27900 - Town Square PID	1,652	789	392,310	4,724	390,441	(1,869)
Total Expenditures	32,266,183	60,116,845	40,009,535	42,426,619	35,828,811	(4,180,724)

City of Amarillo Summary of Expenditures by Activity Classification



Description	2022 Actual	2023 Budget	2024 Dept Request
Public Safety			
01000 - General Fund			
1040 - Judicial	497,327	569,572	574,302
1232 - Emergency Management Services	607,369	1,021,229	1,330,286
1270 - AECC	5,396,172	6,421,295	6,166,336
1305 - Municipal Court	1,210,749	1,545,980	1,414,266
1306 - Office of Civil Hearings	55,944	159,056	125,156
1610 - Police	48,273,627	53,590,190	54,599,138
1640 - Civilian Personnel	5,460,531	6,216,292	6,413,377
1710 - Animal Management & Welfare	3,235,514	4,085,448	4,176,956
1910 - Fire Operations	38,655,443	41,233,352	42,480,919
1940 - Fire Civilian Personnel	690,978	880,681	842,356
02080 - Court Technology Fund			
20800 - Court Technology	102,213	112,300	115,850
02090 - Court Security Fund			
20910 - Court Security Fund	169,085	200,005	166,535
02210 - Safe and Sober TXDOT Program			
22150 - Safe and Sober TXDOT Pr	182,812	175,048	175,048
22160 - Click It or Tickit	—	—	—
22170 - STEP - CMV	—	—	62,916
02430 - Homeland Security Grant Fund			
24300 - Homeland Security Grant	—	—	—
24320 - Homeland Security Grant	—	—	—
24370 - Homeland Security Grant	—	—	—
24380 - Homeland Security Grant	—	104,522	104,522
24395 - CJD- Regional Real Time Crime	87,402	—	—
02450 - COVID-19			
24531 - ARP - Fire Paramedic	6,210	—	—
02610 - Justice Assistance Grant Fund			
26110 - JAG Grant	134,807	50,000	50,000
26120 - JAG Grant	—	—	—
26140 - JAG Grant	—	—	—
26150 - JAG Grant	—	—	—
26160 - JAG Grant	—	—	—
02620 - APD Seized Property Fund			
26200 - APD Seized Property	—	—	—
26210 - Narcotics Unit	—	—	—
02640 - Federal APD Seizures Fund			
26400 - Federal Apd Seizures	—	—	—
02660 - Leose Training Program Fund			
26610 - Leose Training-Police	34,226	16,000	16,750
02670 - AIP Pantex Project Fund			
26710 - AIP Pantex Project Fund	167,350	288,303	288,303
Public Safety Total Expenditures	104,967,758	116,669,273	119,103,016



POLICE (1610, 1640, 2210, 2610, 2620, 26610)

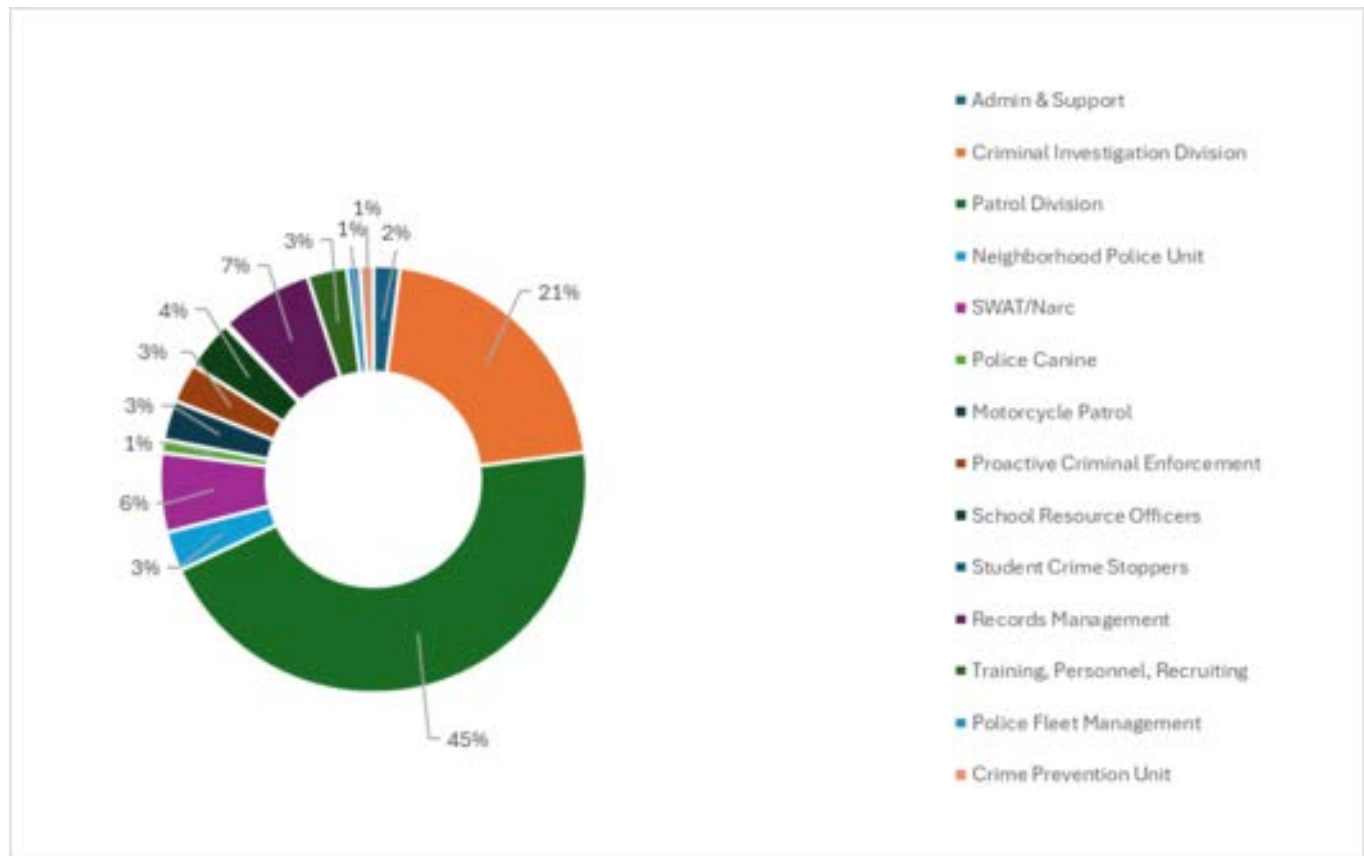
2024/25 Budget

Budget Comparison

	2022/23 Actual	2023/24 Budget	2023 Revised Estimate	2024/25 Budgeted
Personal Services	\$ 46,038,669	\$ 50,502,976	\$ 50,005,285	\$ 50,748,124
Supplies	2,012,919	1,991,077	2,094,376	2,002,724
Contractual Services	5,874,552	6,549,748	6,111,215	7,693,852
Other Charges	358,386	1,044,384	625,330	973,037
Capital Outlay	172,622	317,769	378,047	—
Inter Reimbursements	(113,875)	(100,508)	(101,045)	(100,508)
Operating Transfers	29,974	—	10,331	—
Total Expenses	\$ 54,373,247	\$ 60,305,446	\$ 59,123,539	\$ 61,317,229

Total Departmental Revenues	\$ 2,001,803	\$ 2,184,754	\$ 2,385,683	\$ 2,184,754
------------------------------------	---------------------	---------------------	---------------------	---------------------

Total Covered through General Revenues	\$54,373,247	\$60,305,446	\$ 59,123,539	\$ 59,132,475
---	---------------------	---------------------	----------------------	----------------------



Mission

Provide excellent public service and law enforcement to the community, with the goal of keeping Amarillo a safe place to live, work, and play. Amarillo Police Department (APD) shall provide this service by utilizing best practices in law enforcement, continuous improvement in leadership and professionalism, and partnership with the community.

Goals & Objectives

The department provides a full array of law enforcement services and engages in strategic planning to ensure alignment with the City Council’s vision. The department adheres to the Texas Police Chiefs’ Association Best Practices Accreditation Program to ensure police services are provided to the community in an efficient and effective manner, and that individuals’ rights are protected. Community policing and engagement initiatives provide valuable feedback for strategic planning.

The police department is divided into two major bureaus: The Operations Bureau and the Investigation and Staff Services Bureau. Both bureaus are commanded by an Assistant Chief of Police. The Operations Bureau includes the Patrol Division, the Intelligence and Analysis Unit and the Specialized Operations Division. The Investigation and Staff Services Bureau includes the Criminal Investigation Division, the Training and Personnel Division, Crime Prevention Unit, Records Services, Fleet Management, and Budget Management.

Programs of the Police Department

Administration/Support

2024/25 Budget —\$1,226,345 of Budget

Police Department Administration/Support is tasked with the overall leadership, management, policy development, and budget administration of the department. This division has taken on the intelligence and analysis functions for monitoring and responding to crime trends and crimes in progress. This includes the build out of the Amarillo Regional Crime Center (ARCC) which will provide real time crime information. The Administration Division promotes ethical policing and procedural justice as foundations to establish and maintain community trust.

<i>Performance Measures/ Indicators</i>	2022/2023 Actual	2023/2024 Estimated	2024/2025 Projected
Overall Index Crimes	-7.9%	-3.0%	-1.5%

Criminal Investigation Division

2024/25 Budget —\$12,876,618 of Budget

Police Investigations is responsible for follow-up investigations of all police reports, identification of offenders, case preparation for prosecution, and the recovery of stolen property. The Property and Evidence Unit is responsible for storing all property and evidence collected and booked. The Crime Scene Investigation Unit responds to scenes of major crimes and collects physical, latent, and electronic evidence. This Unit processes some evidence in the lab, primarily fingerprint evidence, and prepares evidence for lab submission. The Media Lab is responsible for retrieving electronic data, and forensic analysis of the data contained in electronic media.

<i>Performance Measures/Indicators</i>	2022/23 Actual	2023/24 Estimated	FY 2024/25 Projected
Cases investigate	27,588	29,556	30,000
Clearance rates (violent)	30.3%	31%	31.7%
Clearance rates (property)	7.4%	7.35%	7.7%
Incoming Property/Evidenc	17,688	19,600	21,400

* Data provided represents a calendar year.

Patrol Division

2024/25 Budget — \$27,592,753 of Budget

Uniform Patrol improves the safety of Amarillo citizens through marked and unmarked patrol and response to calls using the Texas Police Chiefs Association (TPCA) Best Practices standards. Officers are staffed 24 hours each day to meet the needs of the community. Officers respond to calls for service, investigate crimes, collect evidence, serve arrest warrants, gather criminal intelligence, and enforce traffic laws.

<i>Performance Measures/Indicators</i>	2022/23 Actual	2023/24 Estimated	FY 2024/25 Projected
Average response time to priority calls (mi)	7:52	7:50	7:50
Average response time to non-priority calls (mi)	18:35	15:35	15:40

Neighborhood Police Unit

2024/25 Budget — \$1,839,517 of Budget

Neighborhood Police Officers (NPOs) are assigned to a neighborhood on a semi-permanent basis and each officer strives to become familiar with community members and businesses in their neighborhood area. They provide residents with a central source of assistance for both law enforcement incidents and other social or family issues. It is the goal of the NPO Unit to form a partnership with the residents to reduce crime and to reduce the fear of crime, as well as to enhance the overall quality of life in the neighborhood. A 2022 study revealed that gang violence is a problem in several of the NPO assigned neighborhoods, therefore the NPO officers have taken the lead on addressing gang violence and gang activities. Officers assigned to the NPO Unit receive specialized training, equipment (bicycles), and scheduling flexibility to fulfill this goal. They are encouraged to be innovative and proactive in problem-solving and crime prevention. NPOs work closely with the City Marshal’s Office, to provide a combined effort of participation and enforcement.

<i>Performance Measures/Indicators</i>	2022/23 Actual	2023/24 Estimated	2024/25 Projected
Quality of life problems resolved	340	320	300
Arrests	212	150	135
Community meetings and eve	576	350	325
School presentation	36	18	14

SWAT/Narcotics Unit--Special Operations
2024/25 Budget — \$3,679,034 of Budget

The Narcotics Unit is responsible for investigating the possession, sale, and distribution of illegal narcotics. Narcotic officers also investigate prostitution, gambling, and organized criminal activity. The Narcotics Unit is tasked with submitting all APD narcotic cases for prosecution and completing intelligence reports on all drug investigations and intelligence received. In addition to assisting the Narcotics Unit, the SWAT Team responds to high-risk incidents that require specialized tactical responses and equipment. These incidents include barricaded subjects, hostage situations, and high-risk search warrants. Members of the SWAT team are assigned pro-active crime suppression tasks of searching for and apprehending high risk fugitives and priority investigation suspects. The Amarillo Police Department Bomb Squad currently responds to calls involving explosive devises and scenes where an explosion has taken place within the top twenty-six counties of the Texas Panhandle.

<i>Performance Measures/Indicators</i>	2022/23 Actual	2023/24 Estimated	FY 2024/25 Projected
Narcotics investigation arrests	354	363	400
Pounds of illegal drugs seized	644	330	363
Intelligence Report	637	672	725
High-risk warrants served	116	124	140
Weapons seized related to narcotics	62	54	60
SWAT Callouts (barricaded suspect, hostage situation, other critical incidents.)	22	24	25
Bomb squad call outs	74	67	70

Police Canine
2024/25 Budget — \$613,172 of Budget

The Police Canine program uses specially trained police dogs to search buildings for suspects, track fleeing suspects, conduct narcotic and explosive searches, assist Uniform Patrol, and provide educational programs to the public. In each search instance below, the canine performs an added function that a police officer cannot perform, e.g., searching by smell.

<i>Performance Measures/Indicators</i>	2022/23 Actual	2023/24 Estimated	FY 2024/25 Projected
Number of searches using police dogs	500	386	400
Cases resolved involving the use of police dogs (arrests)	60	57	60
Number of community presentations	10	29	30

Motorcycle Patrol

2024/25 Budget — \$1,839,517 of Budget

The Police Motorcycle Squad is responsible for traffic law enforcement and special events traffic planning. This program coordinates state grants for Selective Traffic Enforcement Program, and Commercial Motor Vehicle Traffic Grant Enforcement.

<i>Performance Measures/Indicators</i>	2022/23 Actual	2023/24 Estimated	FY 2024/25 Projected
Number of traffic warnings and citations	18,289	19,700	21,500
Number of traffic plans submitted	148	160	170
Crashes	5,469	5,570	5,590
All Fatalities	26	31	30
DWI Crashes	255	260	265

Proactive Criminal Enforcement

2024/25 Budget — \$1,839,517 of Budget

The Proactive Criminal Enforcement Unit (PACE) is responsible for targeted resolution of identified problems and arresting violent fugitives. They work in partnership with other law enforcement agencies such as the United States Marshals Fugitive Task Force. PACE coordinates with all police divisions, concentrating activities on known violent criminals who are specifically responsible for crime trends. PACE officers also undertake various problem-solving endeavors that reach beyond traditional law enforcement activities and this squad has supported the success of the Project Safe Neighborhood initiative.

<i>Performance Measures/Indicators</i>	2022/23 Actual	2023/24 Estimated	FY 2024/25 Projected
Search Warrants	42	42	42
Arrests	264	180	200
Arrest Warrants served	440	400	400
Stolen autos recovered	16	10	15
Firearms recovered	61	40	40

School Resource Officers

2024/25 Budget — \$2,317,791 of Budget

The Police School Resource Officer (SRO) program is responsible for the security of students, teachers, administrators, and other employees of public schools within the Amarillo city limits. SRO officers provide educational programs designed to enhance safety at assigned schools, and improve police community relations with students, parents, teachers, and school administrators. Approximately 75% of the costs for a School Liaison officer are paid for by the school district.

<i>Performance Measures/Indicators</i>	2022/23 Actual	2023/24 Estimated	FY 2024/25 Projected
Educational programs conducted	96	123	150
Police reports made on school campuses	433	779	800
Complaints investigated: no report	14,249	19,393	20,000

Student Crime Stoppers

2024/25 Budget — \$134,898 of Budget

The Student Crime Stoppers program collects tips on school-related crimes and crimes reported by students. Crime Stoppers work with students and provide educational programs designed to keep students from becoming involved in illegal or dangerous activities.

<i>Performance Measures/Indicators</i>	2022/23 Actual	2023/24 Estimated	FY 2024/25 Projected
Cases cleared	444	520	550
Rewards paid	\$4,965	\$6,500	\$6,700
Property recovered	\$7,239	\$6,300	\$6,500

Records Management Division

2024/25 Budget — \$4,292,206 of Budget

Police Records Management provides essential support for everyday operations of the department. Responsibilities include enforcement of the City’s alarm ordinance, maintenance of all police records, and response to Open Records Requests.

<i>Performance Measures/Indicators*:</i>	2022/23 Actual	2023/24 Estimated	FY 2024/25 Projected
Open records requests proces	4,315	4,600	4,800
Online reports processed	6,279	6,058	6,100
Phone reports taken	2,133 ¹	1,873	1,900

*Estimated, not specifically tracked in the system.

POLICE
(1610, 1640, 2210, 2610, 2620,
26610)

2024/25 Budget

Training, Personnel, and Recruiting
2024/25 Budget — \$1,839,517 of Budget

The Police Training program is responsible for all APD training, police academy, shooting complex, quartermaster supply, and personnel files. This program is also responsible for coordinating the department’s recruitment efforts and hiring process.

<i>Performance Measures/Indicators</i>	2022/23 Actual	2023/24 Estimated	FY 2024/25 Projected
Number of applicants	279	300	400
Training hours provided	62,980	70,000	70,000
Shooting complex customers	4,577	4,800	5,000
Recruits trained	16	20	30

Police Fleet Management
2024/25 Budget — \$613,172 of Budget

Police Fleet Management is responsible for 300 vehicles, trailers, and supporting vehicles/equipment. Other responsibilities include ensuring physical inventory of APD capital assets and weapons annually. Recommends equipment for vehicles, managing fleet vehicle rotation, and ordering vehicles and other supporting equipment. Management of the Emergency Vehicle Technology Maintenance Shop providing technical support, evaluation, and repair coordination and management for departmental equipment, camera systems, computers electronic and emergency lighting.

<i>Performance Measures/Indicators</i>	2022/23 Actual	2023/24 Estimated	FY 2024/25 Projected
Average percent of vehicles in service	85%	87.5%	90%
Preventative maintenance performed timely	100%	100%	100%

POLICE
 (1610, 1640, 2210, 2610, 2620,
 26610)

2024/25 Budget

Crime Prevention Unit

2024/25 Budget — \$613,172 of Budget

The Crime Prevention Unit is responsible for providing public programs and information, media, and community relations. The Unit serves as a community contact point. The Amarillo Crime Stoppers program coordinator is part of the Crime Prevention Unit.

<i>Performance Measures/Indicators</i>	2022/23 Actual	2023/24 Estimated	FY 2024/25 Projected
Programs provided	233	300	300
Media releases provided	308	350	350
Community contacts made	142	200	200
Crime Stopper tips leading to an arrest	71	105	120
Amount of stolen property recovered by Crime Stoppers	\$470,210	\$200,000	\$215,000
Rewards paid out by crime stoppers	\$5,100	\$10,000	\$12,000

2024/25 Expenditures by Funding Source

General Fund \$60,704,057 of Budget
 Special Revenue Funds \$613,172 of Budget

Total Police Department 2024/25 Budget: \$61,317,229

City of Amarillo 2024 Department Request by Business Unit

1610 - Police



Description	2021 Actual	2022 Actual	2023 Budget	2023 Revised Estimate	2024 Dept Request	Dept Request Variance
Revenues						
1610 - Police						
Business License and Permits						
31770 - Taxicab Licenses	913	759	1,500	77	1,500	—
31400 - Business License and Permits	913	759	1,500	77	1,500	—
Non-Business License & Permits						
31980 - Solicitation Permits	574	862	700	970	700	—
31900 - Non-Business License & Permits	574	862	700	970	700	—
Other Governmental Revenues						
32870 - Police School Liaison Par	1,462,095	1,126,116	1,560,000	1,589,641	1,560,000	—
32800 - Other Governmental Revenues	1,462,095	1,126,116	1,560,000	1,589,641	1,560,000	—
Public Safety and Health						
33320 - Traffic Accident Report	8,651	6,397	12,000	9,112	12,000	—
33300 - Public Safety and Health	8,651	6,397	12,000	9,112	12,000	—
Culture and Recreation						
33870 - Shooting Complex Revenue	46,126	47,092	45,000	55,728	45,000	—
33880 - Shooting Merchandise Sales	1,483	1,841	1,500	1,872	1,500	—
33700 - Culture and Recreation	47,609	48,933	46,500	57,600	46,500	—
Fines and Forfeitures						
35133 - Auto Theft Invest Fee	16	—	—	—	—	—
35000 - Fines and Forfeitures	16	—	—	—	—	—
Revenue from Other Agencies						
35610 - Grant In Aid Federal	—	—	166,000	—	166,000	—
35500 - Revenue from Other Agencies	—	—	166,000	—	166,000	—
Rent						
37154 - Other Rental Income	1,500	1,350	1,800	1,350	1,800	—
37150 - Rent	1,500	1,350	1,800	1,350	1,800	—
Miscellaneous Revenue						
37141 - Merchant Service Fees	(1,610)	(1,379)	(1,610)	(1,864)	(1,610)	—
37410 - Miscellaneous Revenue	39,861	48,260	30,000	46,048	30,000	—
37412 - Auction Expense Recovery	6,090	3,170	6,900	1,360	6,900	—
37413 - Seized Property or Cash	5,910	80,218	10,000	149	10,000	—
37416 - Other Outside Restitution	—	—	—	—	—	—
37417 - Wrecker Service Contract	45,028	45,745	46,000	43,838	46,000	—
37420 - Donations	—	—	1,000	—	1,000	—
37441 - Unclaimed Property or Cash	9,822	7,422	—	12,957	—	—
37400 - Miscellaneous Revenue	105,101	183,436	92,290	102,488	92,290	—
1610 - Police	1,626,458	1,367,853	1,880,790	1,761,238	1,880,790	—
Total Revenues	1,626,458	1,367,853	1,880,790	1,761,238	1,880,790	—

City of Amarillo 2024 Department Request by Business Unit

1610 - Police



Description	2021 Actual	2022 Actual	2023 Budget	2023 Revised Estimate	2024 Dept Request	Dept Request Variance
Expenditures						
1610 - Police						
Personal Services						
41100 - Salaries and Wages	26,814,870	27,645,592	31,008,377	29,015,966	30,999,914	-8,463
41200 - Longevity	331,816	342,528	375,113	480,888	475,000	99,887
41300 - Incentive	879,393	863,926	849,043	848,534	962,428	113,385
41620 - Unscheduled	2,864,658	2,811,635	1,713,836	3,879,116	1,713,836	—
41820 - Health Insurance	4,108,910	4,379,768	4,531,692	4,113,148	4,418,832	-112,860
42200 - Tuition Reimbursement	—	—	—	—	—	—
42300 - State Unemployment	18,470	18,160	29,726	23,490	27,981	-1,745
42400 - Workers Compensation	925,895	943,205	1,036,520	1,036,520	1,036,520	—
42510 - Car Allowance	—	—	—	—	—	—
42520 - Uniform/Clothing Allowance	254,421	253,648	273,600	324,877	270,000	-3,600
42550 - Communications Allowance	13,563	14,407	14,940	11,109	9,600	-5,340
41900 - Life	9,178	8,888	15,580	8,729	15,498	-82
42010 - Social Security - Medicare	433,612	445,293	471,552	480,939	467,518	-4,034
42020 - Social Security - OASDI	—	—	—	2,106	30,352	30,352
42110 - TMRS	3,724,930	3,783,901	4,845,648	4,809,596	4,849,198	3,550
42115 - OPEB Funding	757,158	775,940	790,258	825,893	783,487	-6,771
41000 - Personal Services	41,136,873	42,286,891	45,955,885	45,860,911	46,060,164	104,279
Supplies						
51110 - Office Expense	59,618	80,739	61,603	87,934	61,603	—
51115 - Employee Recognition Program	23,366	10,288	23,366	8,406	23,366	—
51125 - Training	4,926	77	4,926	78	4,926	—
51200 - Operating	103,672	215,761	142,338	188,375	142,338	—
51250 - Janitor	3,907	2,526	3,907	2,982	3,907	—
51300 - Clothing and Linen	214,970	213,054	214,970	215,255	214,970	—
51310 - New Officer Equipment	-2,253	-9	—	—	—	—
51350 - Chemical and Medical	22,029	26,040	22,029	22,575	22,029	—
51400 - Photographic	26,986	52,502	56,974	18,636	56,974	—
51550 - Animal Feed and Medical	7,143	9,377	9,708	10,317	9,708	—
51700 - Education	32,327	12,912	32,327	24,053	32,327	—
51800 - Fuel & Oil	135,193	144,466	150,712	165,648	170,617	19,905
51850 - Minor Tools	61,149	442,973	300,000	301,201	159,000	-141,000
51950 - Minor Office Equipment	17,662	12,630	17,662	31,271	17,662	—
51955 - Furniture	52,016	37,485	52,016	34,246	52,016	—
51980 - IT Hardware	25,370	83,862	50,000	223,818	191,000	141,000
52000 - Ammunition	256,510	146,613	256,000	304,019	256,000	—
52050 - Auto Parts	105,403	55,193	105,403	56,025	105,403	—
52120 - Tires and Tubes Other	18,407	14,799	18,407	21,227	18,407	—
52300 - Unassigned	—	—	—	—	—	—
53100 - Natural Gas	91,388	93,084	103,229	77,491	79,816	-23,413
53150 - Electricity	209,037	278,053	309,433	197,948	318,716	9,283
53200 - Water and Sewer	7,451	8,578	9,816	12,728	13,116	3,300
54000 - Food	2,236	3,784	2,512	5,091	2,512	—
55100 - Publications	18,555	1,125	18,555	1,346	18,555	—
52050.LABOR - Auto Parts Labor	—	—	22,683	19,523	22,683	—
51000 - Supplies	1,497,068	1,945,912	1,988,576	2,030,193	1,997,651	9,075

City of Amarillo 2024 Department Request by Business Unit

1610 - Police



Description	2021 Actual	2022 Actual	2023 Budget	2023 Revised Estimate	2024 Dept Request	Dept Request Variance
Contractual Services						
61100 - Communications Billing	161,847	142,853	150,000	161,345	150,000	—
61200 - Postage	23,714	28,491	31,085	28,084	31,085	—
61300 - Advertising	9,335	2,099	9,335	4,736	9,335	—
61400 - Dues	16,026	19,225	16,372	23,075	16,372	—
61410 - Tuition	4,504	10,730	5,254	11,179	5,254	—
61412 - Training	88,740	106,877	88,740	139,369	88,740	—
61414 - Recruitment Expense	2,936	2,900	2,936	3,572	2,936	—
61420 - Employee Reimbursement	183	253	280	156	280	—
62000 - Professional	43,691	38,117	43,691	53,307	43,691	—
62220 - Leased Equipment Expense	—	—	—	—	—	—
63210 - Armored Car Service	8,432	8,413	8,128	4,640	—	-8,128
63400 - Employee Medical	1,466	500	1,466	500	1,466	—
67320 - Extermination	3,155	1,688	3,193	1,660	3,193	—
67500 - Laundry	245	15	245	22	245	—
68100 - R & M - Building	5,066	24,935	11,549	27,821	11,549	—
68300 - R & M - Improvements	—	—	—	—	—	—
68610 - Office Equipment	52,720	55,361	56,844	53,089	56,844	—
68615 - Misc. Fuel Powered Equi	66	2,076	66	2,438	66	—
68620 - Computer Equipment	30,751	18,741	36,951	6,722	36,951	—
68660 - Audio/Video Equipment	4,774	51,217	8,000	66,424	8,000	—
68670 - Communications Equipment	—	54,064	499	59,844	499	—
68680 - Other Equipment	88,992	129,625	245,000	78,159	245,000	—
68710 - Auto Repair & Maint	194,346	-19,165	206,132	36,050	206,132	—
69210 - Rental City Equipment	2,308,677	2,450,948	2,641,762	2,641,762	2,735,636	93,874
69220 - Rental Other Equipment	2,000	4,460	4,720	5,451	4,720	—
69300 - Leased Computer Software	334,173	774,282	961,500	784,046	2,214,858	1,253,358
60000 - Contractual Services	3,385,839	3,908,704	4,533,748	4,193,451	5,872,852	1,339,104
Other Charges						
71250 - Paid Claims	2,910	7,102	5,732	4,396	5,732	—
72000 - Communication	384	923	1,306	—	1,306	—
74000 - Printing and Binding	7,572	6,088	7,572	5,515	7,572	—
74100 - Community Outreach	5,409	1,798	5,409	1,850	5,409	—
75100 - Travel	138,587	173,094	138,587	187,511	138,587	—
75200 - Mileage	5,512	3,405	5,512	3,040	5,512	—
75300 - Meals and Local	6,264	17,694	12,928	18,376	12,928	—
77900 - Other Agencies	64,172	66,207	66,207	41,106	66,207	—
78210 - Cash Over/Short	—	5	—	—	—	—
78230 - Loss on Bad Debt	28,879	83,260	41,324	—	—	-41,324
78250 - Inventory Over/Short	-7,534	-621,870	—	-430,975	—	—
71100 - Insurance and Bonds	396,303	437,563	610,143	610,143	525,726	-84,417
70000 - Other Charges	648,456	175,269	894,720	440,962	768,979	-125,741
Capital Outlay						
84100 - Auto-Rolling Stock & Equ	—	—	228,880	228,880	—	-228,880
84320 - Audio/Video Equipment	21,815	—	21,815	—	—	-21,815
84610 - Info Tech Equipt - PCs	32,074	36,549	32,074	12,500	—	-32,074
84910 - Other Equipment	—	34,178	35,000	34,772	—	-35,000
80000 - Capital Outlay	53,889	70,727	317,769	276,152	—	-317,769

City of Amarillo 2024 Department Request by Business Unit 1610 - Police



Description	2021 Actual	2022 Actual	2023 Budget	2023 Revised Estimate	2024 Dept Request	Dept Request Variance
Inter Reimbursements						
90190 - Payroll Reimbursements	-84,504	-113,875	-100,508	-101,045	-100,508	—
90000 - Inter Reimbursements	-84,504	-113,875	-100,508	-101,045	-100,508	—
1610 - Police	46,637,622	48,273,627	53,590,190	52,700,624	54,599,138	1,008,948
Total Expenditures	46,637,622	48,273,627	53,590,190	52,700,624	54,599,138	1,008,948

2024-25 Employee Distribution by Position

Entity	1610 - Police
Scenario	Dept Req
Year	2024
Currency	USD

Code and Description	Count
ADM005--ASSISTANT POLICE CHIEF	2.0
ADM700--POLICE CHIEF	1.0
POL720--CAPTAIN	4.0
POL730--LIEUTENANT	16.0
POL740--SERGEANT	70.0
POL750--CORPORAL	80.0
POL760--POLICE OFFICER	205.0
Totals	378.0

New Positions

Code and Description	Count	Pay Grade	Estimated Cost
-----------------------------	--------------	------------------	-----------------------

Eliminations

Code and Description	Count	Pay Grade	Estimated Cost
-----------------------------	--------------	------------------	-----------------------

**City of Amarillo 2024 Department Request by Business Unit
1640 - Police Professional Staff**



Description	2021 Actual	2022 Actual	2023 Budget	2023 Revised Estimate	2024 Dept Request	Dept Request Variance
Revenues						
1640 - Civilian Personnel						
Other Government Revenues						
35610 - Grant In Aid – Federal	—	—	—	—	—	—
35500 - Other Government Revenues	—	—	—	—	—	—
<hr/>						
1640 - Civilian Personnel	—	—	—	—	—	—
<hr/>						
Total Revenues	—	—	—	—	—	—
<hr/>						
Expenditures						
1640 - Civilian Personnel						
Personal Services						
41100 - Salaries and Wages	2,167,215	2,351,251	2,924,185	2,592,542	3,014,263	90,078
41200 - Longevity	—	—	—	—	—	—
41300 - Incentive	5,315	6,580	6,600	6,207	7,500	900
41620 - Unscheduled	115,000	94,640	25,000	111,006	25,000	—
41820 - Health Insurance	547,222	537,586	624,684	521,839	630,537	5,853
42200 - Tuition Reimbursement	—	—	—	—	—	—
42300 - State Unemployment	3,592	4,249	6,671	4,962	6,373	(298)
42400 - Workers Compensation	8,416	8,864	33,628	33,628	33,628	—
42520 - Uniform/Clothing Allowance	—	—	—	—	—	—
42540 - Tool Allowance	441	3,063	4,500	4,332	4,500	—
42550 - Communications Allowance	—	877	1,200	—	—	(1,200)
41900 - Life	1,531	1,541	2,870	1,590	3,116	246
42010 - Social Security - Medicare	31,585	34,234	42,584	37,855	43,880	1,296
42020 - Social Security - OASDI	128,221	137,004	167,897	153,651	178,426	10,529
42110 - TMRS	261,023	273,163	403,496	363,033	432,838	29,342
42115 - OPEB Funding	52,928	56,016	65,812	62,361	69,935	4,123
41000 - Personal Services	3,322,489	3,509,068	4,309,127	3,893,006	4,449,996	140,869
Supplies						
51115 - Employee Recognition Program	—	3,955	—	160	—	—
51300 - Clothing and Linen	1,767	5,978	2,501	5,313	2,501	—
51800 - Fuel & Oil	652	256	—	126	130	130
51950 - Minor Office Equipment	343	—	—	197	—	—
51955 - Furniture	—	390	—	—	—	—
51000 - Supplies	2,761	10,579	2,501	5,796	2,631	130
Contractual Services						
61400 - Dues	445	93	—	203	—	—
61410 - Tuition	711	1,457	5,000	1,568	5,000	—
61412 - Training	17,904	6,735	10,000	9,449	10,000	—
62000 - Professional	46	—	1,000	—	1,000	—
63215 - Contract Jailer Expense	1,850,550	1,850,550	2,000,000	1,805,000	1,805,000	(195,000)
60000 - Contractual Services	1,869,655	1,858,835	2,016,000	1,816,220	1,821,000	(195,000)
Other Charges						
75100 - Travel	10,084	14,448	10,000	9,635	10,000	—
71100 - Insurance and Bonds	65,936	67,601	73,664	73,664	79,750	6,086
77900 - Other Agencies	—	—	—	—	50,000	50,000
70000 - Other Charges	76,020	82,049	83,664	83,299	139,750	56,086
1640 - Civilian Personnel	5,270,926	5,460,531	6,411,292	5,798,321	6,413,377	2,085
<hr/>						
Total Expenditures	5,270,926	5,460,531	6,411,292	5,798,321	6,413,377	2,085

2024-25 Employee Distribution by Position

Entity	1640 - Police Professional Staff
Scenario	Dept Req
Year	2024
Currency	USD

Code and Description	Count
CLR130--ADMINISTRATIVE SUPERVISOR	5.0
CLR400--ADMINISTRATIVE ASSISTANT I	7.0
CLR410--ADMINISTRATIVE ASSISTANT III	18.0
CLR415--ADMINISTRATIVE ASSISTANT IV	4.0
CLR630--WIC OFFICE MANAGER	1.0
CLR775--CIVILIAN INVESTIGATOR I	6.0
CLR779--POLICE DATA ADMINISTRATOR	1.0
CLR800--POLICE RECORDS MANAGER	1.0
CLR810--SEX OFF COMPLIANCE COORDINATOR	1.0
CLR948--COV/TACT OPS ADMN SPEC	1.0
HRL010--ADMINISTRATIVE ASSISTANT I HRLY	2.0
HRL860--CIV. BACKGROUND INVESTIGATOR	3.0
HRL942--ADMIN TECHNICIAN II-PART TIME	1.0
HRL985--POLICE GRANTS MANAGER- PT	1.0
PRF074--CRIME DATA ANALYST SUPV	1.0
PRF075--CRIME DATA ANALYST	3.0
PRF078--CRIME SCENE TECHNICIAN	6.0
PRF079--CRIME DATA ANALYST II	1.0
HRL725 - Range Officer (Hrly)	2.0
PRF595--ASST PROPERTY & EVIDENCE MGR	1.0
PRF850--PROPERTY & EVIDENCE MANAGER	1.0
TEC152--FORENSIC DIGITAL MEIDA TECHNICIAN	1.0
TEC155--FORENSIC VIDEO TECHNICIAN	1.0
TEC770--PHOTO TECHNICIAN	1.0
TEC771--EVIDENCE TECHNICIAN	7.0
TRD050--RANGE OFFICER	1.0
TRD620--QUARTERMASTER	1.0
TRD906--BUILDING MECHANIC III	1.0
TRD810--FLEET INV EQUIP CONTROL TECH	3.0
Totals	83

New Positions

Code and Description	Count	Pay Grade	Estimated Cost
----------------------	-------	-----------	----------------

0.0

City of Amarillo 2024 Department Request by Business Unit

22150 - Safe and Sober TXDOT Pr



Description	2021 Actual	2022 Actual	2023 Budget	2023 Revised Estimate	2024 Dept Request	Dept Request Variance
Revenues						
22150 - Safe and Sober TXDOT Pr						
Other Government Revenues						
35610 - Grant In Aid – Federal	149,400	152,000	136,607	152,000	136,607	—
35500 - Other Government Revenues	149,400	152,000	136,607	152,000	136,607	—
Operating Transfers In						
39110 - Tsf In fr General Fund	42,041	37,362	38,441	37,362	38,441	—
39100 - Operating Transfers In	42,041	37,362	38,441	37,362	38,441	—
22150 - Safe and Sober TXDOT Pr	191,442	189,362	175,048	189,362	175,048	—
Total Revenues	191,442	189,362	175,048	189,362	175,048	—
Expenditures						
22150 - Safe and Sober TXDOT Pr						
Personal Services						
41100 - Salaries and Wages	—	—	—	4,159	—	—
41820 - Health Insurance	—	—	—	474	—	—
41620 - Unscheduled	165,370	157,988	151,212	185,307	151,212	—
42300 - State Unemployment	34	51	50	—	50	—
42400 - Workers Compensation	—	4	—	—	—	—
42010 - Social Security - Medicare	2,313	2,199	2,193	1,648	2,193	—
42110 - TMRS	19,706	18,730	17,919	16,416	17,919	—
42115 - OPEB Funding	4,018	3,841	3,674	2,877	3,674	—
41000 - Personal Services	191,442	182,812	175,048	210,881	175,048	—
22150 - Safe and Sober TXDOT Pr	191,442	182,812	175,048	210,881	175,048	—
Total Expenditures	191,442	182,812	175,048	210,881	175,048	—

City of Amarillo 2024 Department Request by Business Unit 22160 - Click It or Ticket



Description	2021 Actual	2022 Actual	2023 Budget	2023 Revised Estimate	2024 Dept Request	Dept Request Variance
Revenues						
22160 - Click It or Ticket						
Other Government Revenues						
35610 - Grant In Aid – Federal	—	—	—	—	—	—
35500 - Other Government Revenues	—	—	—	—	—	—
Operating Transfers In						
39110 - Tsf In fr General Fund	—	—	—	—	—	—
39100 - Operating Transfers In	—	—	—	—	—	—
22160 - Click It or Ticket	—	—	—	—	—	—
Total Revenues	—	—	—	—	—	—
Expenditures						
22160 - Click It or Ticket						
Personal Services						
41620 - Unscheduled	—	—	—	—	—	—
42010 - Social Security - Medicare	—	—	—	—	—	—
42110 - TMRS	—	—	—	—	—	—
42115 - OPEB Funding	—	—	—	—	—	—
41000 - Personal Services	—	—	—	—	—	—
22160 - Click It or Ticket	—	—	—	—	—	—
Total Expenditures	—	—	—	—	—	—

City of Amarillo 2024 Department Request by Business Unit 22170 - STEP - CMV



Description	2021 Actual	2022 Actual	2023 Budget	2023 Revised Estimate	2024 Dept Request	Dept Request Variance
Revenues						
22170 - STEP - CMV						
Other Government Revenues						
35610 - Grant In Aid – Federal	47,401	48,507	50,477	48,507	50,477	—
35500 - Other Government Revenues	47,401	48,507	50,477	48,507	50,477	—
Operating Transfers In						
39110 - Tsf In fr General Fund	11,681	13,496	12,439	13,496	12,439	—
39100 - Operating Transfers In	11,681	13,496	12,439	13,496	12,439	—
22170 - STEP - CMV	59,082	62,003	62,916	62,003	62,916	—
Total Revenues	59,082	62,003	62,916	62,003	62,916	—
Expenditures						
22170 - STEP - CMV						
Personal Services						
41100 - Salaries and Wages	—	—	—	2,911	—	—
41820 - Health Insurance	—	—	—	398	—	—
42300 - State Unemployment	4	20	5	—	5	—
42010 - Social Security - Medicare	719	726	788	474	788	—
42110 - TMRS	6,097	6,134	6,442	4,831	6,442	—
42115 - OPEB Funding	1,240	1,258	1,321	825	1,321	—
41620 - Unscheduled	51,021	51,761	54,360	31,046	54,360	—
41000 - Personal Services	59,082	59,898	62,916	40,485	62,916	—
22170 - STEP - CMV	59,082	59,898	62,916	40,485	62,916	—
Total Expenditures	59,082	59,898	62,916	40,485	62,916	—

City of Amarillo 2024 Department Request by Business Unit
26110 - JAG Grant



Description	2021 Actual	2022 Actual	2023 Budget	2023 Revised Estimate	2024 Dept Request	Dept Request Variance
Revenues						
26110 - JAG Grant						
Other Government Revenues						
35610 - Grant In Aid – Federal	—	124,476	50,000	124,476	50,000	—
35500 - Other Government Revenues	—	124,476	50,000	124,476	50,000	—
Operating Transfers In						
39660 - Tsf in Frm APD Seized	—	10,331	—	10,331	—	—
39100 - Operating Transfers In	—	10,331	—	10,331	—	—
26110 - JAG Grant	—	134,807	50,000	134,807	50,000	—
Total Revenues	—	134,807	50,000	134,807	50,000	—
Expenditures						
26110 - JAG Grant						
General Supplies						
51110 - Office Expense	—	11,788	—	11,788	—	—
51850 - Minor Tools	—	2,647	—	2,647	—	—
51100 - General Supplies	—	14,435	—	14,435	—	—
Other Charges						
77900 - Other Agencies	—	62,238	50,000	62,238	50,000	—
70000 - Other Charges	—	62,238	50,000	62,238	50,000	—
Machinery & Equipment						
84910 - Other Equipment	—	58,134	—	58,134	—	—
84000 - Machinery & Equipment	—	58,134	—	58,134	—	—
26110 - JAG Grant	—	134,807	50,000	134,807	50,000	—
Total Expenditures	—	134,807	50,000	134,807	50,000	—

City of Amarillo 2024 Department Request by Business Unit

26120 - JAG Grant



Description	2021 Actual	2022 Actual	2023 Budget	2023 Revised Estimate	2024 Dept Request	Dept Request Variance
Revenues						
26120 - JAG Grant						
Other Government Revenues						
35610 - Grant In Aid – Federal	48,106	19,643	—	19,643	—	—
35500 - Other Government Revenues	48,106	19,643	—	19,643	—	—
26120 - JAG Grant	48,106	19,643	—	19,643	—	—
Total Revenues	48,106	19,643	—	19,643	—	—
Expenditures						
26120 - JAG Grant						
Personal Services						
41620 - Unscheduled	—	—	—	—	—	—
42010 - Social Security - Medicare	—	—	—	—	—	—
42110 - TMRS	—	—	—	—	—	—
42115 - OPEB Funding	—	—	—	—	—	—
41000 - Personal Services	—	—	—	—	—	—
Supplies						
51110 - Office Expense	—	—	—	—	—	—
51200 - Operating	—	—	—	—	—	—
51250 - Janitor	—	—	—	—	—	—
51350 - Chemical and Medical	—	—	—	—	—	—
51000 - Supplies	—	—	—	—	—	—
Contractual Services						
68680 - Other Equipment	18,899	—	—	—	—	—
69300 - Leased Computer Software	—	—	—	—	—	—
60000 - Contractual Services	18,899	—	—	—	—	—
Capital Outlay						
84910 - Other Equipment	—	—	—	—	—	—
80000 - Capital Outlay	—	—	—	—	—	—
Operating Transfers						
92130 - General Construction	29,207	19,643	—	—	—	—
92000 - Operating Transfers	29,207	19,643	—	—	—	—
26120 - JAG Grant	48,106	19,643	—	—	—	—
Total Expenditures	48,106	19,643	—	—	—	—

**City of Amarillo 2024 Department Request by Business Unit
26140 - JAG Grant**



Description	2021 Actual	2022 Actual	2023 Budget	2023 Revised Estimate	2024 Dept Request	Dept Request Variance
Revenues						
26140 - JAG Grant						
Other Government Revenues						
35610 - Grant In Aid – Federal	119,760	—	—	—	—	—
35500 - Other Government Revenues	119,760	—	—	—	—	—
Operating Transfers In						
39110 - Tsf In fr General Fund	52	—	—	—	—	—
39100 - Operating Transfers In	52	—	—	—	—	—
26140 - JAG Grant	119,812	—	—	—	—	—
Total Revenues	119,812	—	—	—	—	—
Expenditures						
26140 - JAG Grant						
Supplies						
51850 - Minor Tools	59,932	—	—	—	—	—
51000 - Supplies	59,932	—	—	—	—	—
Other Charges						
77900 - Other Agencies	59,880	—	—	—	—	—
70000 - Other Charges	59,880	—	—	—	—	—
26140 - JAG Grant	119,812	—	—	—	—	—
Total Expenditures	119,812	—	—	—	—	—

City of Amarillo 2024 Department Request by Business Unit 26150 - JAG Grant



Description	2021 Actual	2022 Actual	2023 Budget	2023 Revised Estimate	2024 Dept Request	Dept Request Variance
Revenues						
26150 - JAG Grant						
Other Government Revenues						
35610 - Grant In Aid – Federal	5,228	—	—	—	—	—
35500 - Other Government Revenues	5,228	—	—	—	—	—
Operating Transfers In						
39110 - Tsf In fr General Fund	608	—	—	—	—	—
39100 - Operating Transfers In	608	—	—	—	—	—
26150 - JAG Grant	5,836	—	—	—	—	—
Total Revenues	5,836	—	—	—	—	—
Expenditures						
26150 - JAG Grant						
Supplies						
51200 - Operating	—	—	—	—	—	—
51300 - Clothing and Linen	5,836	—	—	—	—	—
51000 - Supplies	5,836	—	—	—	—	—
Other Charges						
77900 - Other Agencies	—	—	—	—	—	—
70000 - Other Charges	—	—	—	—	—	—
Capital Outlay						
84910 - Other Equipment	—	—	—	—	—	—
80000 - Capital Outlay	—	—	—	—	—	—
26150 - JAG Grant	5,836	—	—	—	—	—
Total Expenditures	5,836	—	—	—	—	—

**City of Amarillo 2024 Department Request by Business Unit
26160 - JAG Grant**



Description	2021 Actual	2022 Actual	2023 Budget	2023 Revised Estimate	2024 Dept Request	Dept Request Variance
Revenues						
26160 - JAG Grant						
Other Government Revenues						
35610 - Grant In Aid – Federal	26,335	107,464	—	107,464	—	—
35500 - Other Government Revenues	26,335	107,464	—	107,464	—	—
26160 - JAG Grant	26,335	107,464	—	107,464	—	—
Total Revenues	26,335	107,464	—	107,464	—	—
Expenditures						
26160 - JAG Grant						
Supplies						
51200 - Operating	—	876	—	876	—	—
51950 - Minor Office Equipment	—	2,151	—	2,151	—	—
51110 - Office Expense	—	1,817	—	1,817	—	—
51400 - Photographic	—	4,004	—	4,004	—	—
51700 - Education	—	472	—	472	—	—
51955 - Furniture	—	3,365	—	3,365	—	—
51850 - Minor Tools	—	1,035	—	1,035	—	—
51980 - IT Hardware	—	23,145	—	23,145	—	—
51000 - Supplies	—	36,865	—	36,865	—	—
Contractual Services						
61100 - Communications Billing	—	250	—	250	—	—
61412 - Training	—	2,499	—	2,499	—	—
62000 - Professional	26,335	46,697	—	46,697	—	—
60000 - Contractual Services	26,335	49,446	—	49,446	—	—
Repair and Maint Services						
68660 - Audio/Video Equipment	—	4,298	—	4,298	—	—
68680 - Other Equipment	—	8,148	—	8,148	—	—
68100 - R & M - Building	—	8,392	—	8,392	—	—
68000 - Repair and Maint Services	—	20,838	—	20,838	—	—
Rentals						
69300 - Leased Computer Software	—	266	—	266	—	—
69000 - Rentals	—	266	—	266	—	—
Other Charges						
75300 - Meals and Local	—	51	—	51	—	—
69000 - Rentals	—	51	—	51	—	—
26160 - JAG Grant	26,335	107,466	—	107,466	—	—
Total Expenditures	26,335	107,466	—	107,466	—	—

**City of Amarillo 2024 Department Request by Business Unit
26200 - APD Seized Property**



Description	2021 Actual	2022 Actual	2023 Budget	2023 Revised Estimate	2024 Dept Request	Dept Request Variance
Revenues						
26200 - APD Seized Property						
Interest Earnings						
37110 - Interest Income	214	9,504	—	—	—	—
37109 - Interest Earnings	214	9,504	—	—	—	—
Miscellaneous Revenue						
37413 - Seized Property or Cash	274,171	94,965	—	94,965	—	—
37400 - Miscellaneous Revenue	274,171	94,965	—	94,965	—	—
26200 - APD Seized Property	274,385	104,469	—	94,965	—	—
Total Revenues	274,385	104,469	—	94,965	—	—
Expenditures						
26200 - APD Seized Property						
Supplies						
51200 - Operating	—	—	—	—	—	—
51000 - Supplies	0	—	—	—	—	—
Contractual Services						
68300 - R & M - Improvements	—	—	—	—	—	—
68710 - Auto Repair & Maint	52,023	—	—	—	—	—
60000 - Contractual Services	52,023	—	—	—	—	—
Capital Outlay						
84910 - Other Equipment	—	—	—	—	—	—
80000 - Capital Outlay	—	—	—	—	—	—
Operating Transfers						
92010 - Other Grant Funds	—	—	—	—	—	—
92000 - Operating Transfers	—	—	—	—	—	—
26200 - APD Seized Property	52,023	10,331	—	10,331	—	—
Total Expenditures	52,023	10,331	—	10,331	—	—

**City of Amarillo 2024 Department Request by Business Unit
26210 - Narcotics Unit**



Description	2021 Actual	2022 Actual	2023 Budget	2023 Revised Estimate	2024 Dept Request	Dept Request Variance
Revenues						
26210 - Narcotics Unit						
Miscellaneous Revenue						
37413 - Seized Property or Cash	—	—	—	—	—	—
37400 - Miscellaneous Revenue	—	—	—	—	—	—
26210 - Narcotics Unit	—	—	—	—	—	—
Total Revenues	—	—	—	—	—	—
Expenditures						
26210 - Narcotics Unit						
Supplies						
51980 - IT Hardware	—	4,720	—	4,720	—	—
52050 - Auto Parts	—	—	—	—	—	—
52120 - Tires and Tubes Other	—	—	—	—	—	—
51000 - Supplies	—	4,720	—	4,720	—	—
Contractual Services						
61100 - Communications Billing	535	—	—	—	—	—
62000 - Professional	—	—	—	—	—	—
68660 - Audio/Video Equipment	—	1,416	—	1,416	—	—
68710 - Auto Repair & Maint	—	8,011	—	8,011	—	—
60000 - Contractual Services	535	9,427	—	9,427	—	—
Other Charges						
72000 - Communication	—	—	—	—	—	—
77100 - Court Costs	4,173	—	—	—	—	—
78215 - Impressed Funds	36,000	32,000	—	32,000	—	—
70000 - Other Charges	40,173	32,000	—	32,000	—	—
Machinery & Equipment						
84100 - Auto Rolling Stock & Equipment	—	43,761	—	43,761	—	—
84000 - Machinery & Equipment	—	43,761	—	43,761	—	—
26210 - Narcotics Unit	40,708	89,908	—	89,908	—	—
Total Expenditures	40,708	89,908	—	89,908	—	—

**City of Amarillo 2024 Department Request by Business Unit
26610 - Leose Training-Police**



Description	2021 Actual	2022 Actual	2023 Budget	2023 Revised Estimate	2024 Dept Request	Dept Request Variance
Revenues						
26610 - Leose Training-Police						
Other Government Revenues						
36210 - Other Program Revenue	16,478	16,202	16,000	16,202	16,000	—
35500 - Other Government Revenues	16,478	16,202	16,000	16,202	16,000	—
26610 - Leose Training-Police	16,478	16,202	16,000	16,202	16,000	—
Total Revenues	16,478	16,202	16,000	16,202	16,000	—
Expenditures						
26610 - Leose Training-Police						
Supplies						
51850 - Minor Tools	1,258	—	—	—	—	—
51800 - Fuel & Oil	2,215	410	—	2,371	2,442	2,442
51000 - Supplies	3,473	410	—	2,371	2,442	2,442
Contractual Services						
61410 - Tuition	—	850	—	850	—	—
61412 - Training	14,201	26,186	—	20,716	—	—
60000 - Contractual Services	14,201	27,036	—	21,566	—	—
Other Charges						
75100 - Travel	14,969	6,779	16,000	6,779	14,308	(1,692)
70000 - Other Charges	14,969	6,779	16,000	6,779	14,308	(1,692)
26610 - Leose Training-Police	32,643	34,226	16,000	30,716	16,750	750
Total Expenditures	32,643	34,226	16,000	30,716	16,750	750

CITY MARSHAL (1690)

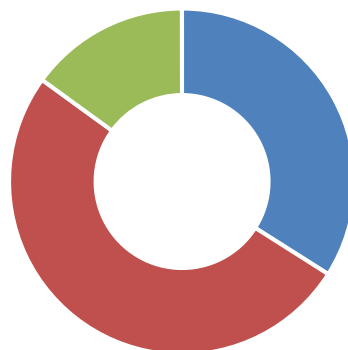
2024/25 Budget

Budget Comparison

	2022/23 Actual	2023/24 Budget	2023 Revised Estimate	2024/25 Budgeted
Personal Services	\$ —	\$ —	\$ 1,229,830	\$ 1,893,136
Supplies	—	20,188	11,133	41,445
Contractual Services	—	421,910	—	267,886
Other Charges	—	16,296	—	32,437
Inter Reimbursements	—	-	-	-
Total Expenses	\$ —	\$ 458,394	\$ 1,240,963	\$ 2,234,904
Total Departmental Revenues	—	489,157	447,790	241,340
Total Covered through General Revenues	—	458,394	1,240,963	1,993,564

Approved Positions

	2022/23 Actual	2023/24 Budget	2024/25 Budgeted
Full-time	0.0	0.0	23.0
Part-time	0.0	0.0	0.0
Total	0.0	0.0	23.0



- Administration & Community Improvement
- Community Compliance/Enforcement
- Dangerous Structures Program

Mission

We will provide professional and courteous customer service as we improve community health and safety through education, enforcement, and compliance.

Goals & Objectives

The department of the City Marshal is responsible for the enforcement of specific ordinances and the abatement of related nuisances; and identifying and investigating any criminal offenses related to state laws and local ordinances and filing charges as necessary, to improve the community's safety and quality of life.

The City Marshal's Office has 24 full-time positions consisting of both law enforcement and civilian employees: nine sworn law enforcement officers and 15 civilian employees including two administrative assistants.

The law enforcement personnel are certified peace officers by the Texas Commission of Law Enforcement. They enforce federal, state, and local laws and any city ordinances as assigned. They assist the code enforcement team with serving warrants when necessary. They are responsible for parking enforcement including downtown parking and the city-wide parking ordinance. They are responsible for the City's money courier service. They oversee the Volunteer Handi-Cap Patrol program, and they also assist other agencies as necessary.

The Community Improvements program consists of nine civilian employees dedicated to the enforcement of city ordinances related to nuisances such as unlawful accumulations; noxious or uncultivated brush/weeds; junk or abandoned vehicles. They are responsible for the facilitating and payment to the private contractors that are hired to abate these nuisances.

The Dangerous Structure program consists of three civilian employees that are dedicated to the enforcement of city ordinances related to dangerous, unsafe, or hazardous structures. Law enforcement personnel are also assigned to this program to ensure safety of personnel, to mitigate fire hazards, and to file criminal charges as necessary. This program works closely with various City departments and other agencies to accomplish this goal.

The City Marshal's office aligns with the City's approach to excellent and expedient customer service and is dedicated to improving the safety and quality of life for our citizens.

Programs of City Marshal

City Marshal's Administration/Support/Compliance

2024/25 Budget — \$91,999 of Budget

This program area provides leadership, strategic planning, and administrative management for the City Marshal's Office (CMO) and ensures all state licensed employees meet the necessary requirements to maintain licensure.

CITY MARSHAL (1690)

2024/25 Budget

<i>Performance Measures/Indicators</i>	2022/23 Actual	2023/24 Estimated	2024/25 Projected
TCOLE certified peace officers	5	9	9
Code Enforcement Personnel	8	9	9
CMO staff meeting all CE requirements to maintain TCOLE licensure.	100%	100%	100%
Skills & educational hours completed by CMO personnel.	440	560	560

City Marshal’s Law Enforcement 2024/25 Budget — \$1,172,859 of Budget

The City Marshal’s Office consists of 9 law enforcement officers: one City Marshal, one Assistant City Marshal, one Captain, and six deputies. There is also one civilian employee designated to Parking Enforcement. The captain oversees the law enforcement roles of this office as well as the civilian parking enforcement officer, and the volunteer Handicap Patrol program.

The law enforcement roles consist of assisting code enforcement officers when serving warrants; they oversee the dangerous structure program and work with various city departments as well as outside agencies to mitigate any hazards relating to dangerous structures; are responsible for parking enforcement both downtown times parking and citywide illegal parking; they enforce city ordinances designed for the welfare and safety of our citizens that include criminal offenses; they submit cases to the respective District Attorney for prosecution. These law enforcement officers also assist other law enforcement agencies with joint operations and conduct any hazardous inspections for the Dangerous Structures, and Community Improvement programs.

The City Marshals are responsible for Parking Enforcement by ensuring parking guidelines are met within the Central Business District and addresses illegally parked vehicles throughout the city.

The City Marshals are responsible for the city’s courier service which consists of picking up daily deposits and taking them to the bank. They also deliver cash from the bank to city departments.

City Marshal’s Community Improvement 2024/25 Budget — \$689,917 of Budget

The Community Improvements program consists of nine civilian employees dedicated to the enforcement of city ordinances related to nuisances such as unlawful accumulations; noxious or uncultivated brush/weeds; junk or abandoned vehicles. This is done through inspections and enforcement, problem solving with property owners and the issuance of citations for compliance. This program works with various city departments including Municipal Court to achieve this responsibility.

They also oversee the private contractor program. This program consists of private contractors that are processed through the city’s hiring process to work as a private entity for the city. This program also ensures appropriate payments are made to these contractors.

<i>Performance Measures/Indicators:</i>	2022/23 Actual	2023/24 Estimated	2024/25 Projected
Community Improvement Inspections	24,391	27,000	28,000
Code violation inspections	1,180	0**	0**
Community Development funded inspections	3,458	0*	0*
Weed/junk & debris inspections/re-inspections	19,046	26,550	27,400
Tenant occupied unsafe building inspections	44	0**	0**
Junk Vehicle inspections	163	200	350
Other misc. inspections	500	250	250

*These Inspections were previously done by grant funded employees and will now be included with the Code violation Inspections.

**These Inspections are being completed and tracked by the Building Safety Department.

**City Marshal’s Dangerous Structures Program
2024/25 Budget — \$344,959 of Budget**

This program consists of two office personnel and one inspector that are responsible for identifying and facilitating the abatement of hazardous and dangerous structures. These structures are typically vacant or abandoned and left unsecured resulting in an area of refuge for transients as well as criminal activity. These properties are a nuisance and safety hazard for citizens in the area.

This team completes the initial and all follow-up inspections, works with property owners to find solutions to mitigate the hazard, they initiate the Condemnation Appeals Commission process when compliance is not achieved, work with various City departments and Council when necessary to complete the bid process, and finally work with the contractors to ensure the hazard has been abated.

This program oversees the Condemnation and Appeals Commission, which consists of six commissioners that hear the case and determine the appropriate action for resolutions such as the demolition of dangerous structures.

This program also works closely with our law enforcement personnel. In many cases the vacant structures are inhabited by transients. Historically, we have had many fires, drug activity, and other criminal activity in these vacant structures. The law enforcement personnel vacate the structure and post it as “Unsafe to Occupy”, make arrests as necessary, and present cases to the District Attorney’s Office.

<i>Performance Measures/Indicators</i>	2022/23 Actual	2023/24 Estimated	2024/25 Projected
Dangerous Structures Identified	100	150	175
Unoccupied, Unsafe Buildings Inspected	295	450	525
Cases Presented to the Condemnation Appeals Commission	45	84	84
Properties Permitted for Demolition or Rehabilitation	45	86	92

City of Amarillo 2024 Department Request by Business Unit

1690 - City Marshal



Description	2021 Actual	2022 Actual	2023 Budget	2023 Revised Estimate	2024 Dept Request	Dept Request Variance
Revenues						
1690 - City Marshal						
Non-Business License & Permits						
31960 - Mobile Home Park Permit	-	-	29,000	-	14,500	-14,500
31970 - Transient Business Perm	-	-	1,100	-	550	-550
31900 - Non-Business License & Permits	-	-	30,100	-	15,050	-15,050
General Government						
33227 - Credit Access Business App Fee	-	-	400	-	200	-200
33200 - General Government	-	-	400	-	200	-200
Interest Earnings						
37125 - Other Interest Income	-	-	214,680	-	107,340	-107,340
37109 - Interest Earnings	-	-	214,680	-	107,340	-107,340
Administrative Charges						
37225 - Weed Collection	-	-	275,000	-	137,500	-137,500
37230 - Weed Mowing Services	-	-	150,000	-	75,000	-75,000
37231 - Bad Debt Exp/Recovery	-	-	-187,500	-	-93,750	93,750
37200 - Administrative Charges	-	-	237,500	-	118,750	-118,750
1690 - City Marshal	-	-	482,680	-	241,340	-241,340
Total Revenues	-	-	482,680	-	241,340	-241,340

Expenditures

1690 - City Marshal

Personal Services

41100 - Salaries and Wages	-	-	-	860,127	1,291,203	1,291,203
41300 - Incentive	-	-	-	15,405	16,320	16,320
41820 - Health Insurance	-	-	-	126,095	210,612	210,612
42300 - State Unemployment	-	-	-	1,264	1,702	1,702
42400 - Workers Compensation	-	-	-	1,826	-	-
42520 - Uniform/Clothing Allowan	-	-	-	-	7,200	7,200
42550 - Communications Allowance	-	-	-	1,648	2,160	2,160
41900 - Life	-	-	-	367	943	943
42010 - Social Security - Medicare	-	-	-	12,471	18,991	18,991
42020 - Social Security - OASDI	-	-	-	-	81,203	81,203
42110 - TMRS	-	-	-	-	196,977	196,977
42115 - OPEB Funding	-	-	-	21,554	31,825	31,825
41620 - Unscheduled	-	-	-	9,760	34,000	34,000
41000 - Personal Services	-	-	-	1,050,517	1,893,136	1,893,136

Supplies

51110 - Office Expense	-	-	20,188	-	10,094	-10,094
51115 - Employee Recognition Program	-	-	-	-	912	912
51125 - Training	-	-	-	-	5,000	5,000
51200 - Operating	-	-	-	-	2,058	2,058
51300 - Clothing and Linen	-	-	-	-	2,160	2,160
51400 - Photographic	-	-	-	-	700	700
51700 - Education	-	-	-	-	325	325
52000 - Ammunition	-	151	-	-	2,100	2,100
52050 - Auto Parts	-	-	-	-	2,626	2,626

52120 - Tires and Tubes Other	-	-	-	-	125	125
52050.LABOR - Auto Parts Labor	-	-	-	-	3,875	3,875
51800 - Fuel & Oil	-	-	-	11,133	11,470	11,470
51000 - Supplies	-	-	20,188	11,133	41,445	21,257
Contractual Services						
61100 - Communications Billing	-	-	-	-	1,253	1,253
61200 - Postage	-	-	41,910	-	20,955	-20,955
61300 - Advertising	-	-	-	-	1,875	1,875
61400 - Dues	-	-	-	-	743	743
61410 - Tuition	-	-	-	-	1,039	1,039
67110 - Demolition Condemned Pro	-	-	260,000	-	130,000	-130,000
67400 - Weed Contractor Expense	-	-	120,000	-	60,000	-60,000
69210 - Rental City Equipment	-	-	-	-	42,517	42,517
69300 - Leased Computer Software	-	-	-	-	9,504	9,504
60000 - Contractual Services	-	-	421,910	-	267,886	-154,024
Other Charges						
74000 - Printing and Binding	-	-	-	-	369	369
75100 - Travel	-	-	-	-	3,179	3,179
75300 - Meals and Local	-	-	-	-	250	250
71100 - Insurance and Bonds	-	-	-	-	639	639
77100 - Court Costs	-	-	16,296	-	28,000	11,704
70000 - Other Charges	-	-	16,296	-	32,437	16,141
1690 - City Marshal	-	-	458,394	1,061,650	2,234,904	1,776,510
Total Expenditures	-	-	458,394	1,061,650	2,234,904	1,776,510

2024-25 Employee Distribution by Position

Entity	1690 - City Marshal
Scenario	Dept Req
Year	2024
Currency	USD

Code & Description	Count
CLR410--ADMINISTRATIVE ASSISTANT III	1.0
CLR947--ADMINISTRATIVE SPECIALIST I	1.0
CLR941--ADMINISTRATIVE TECHNICIAN	1.0
MGT871--ASSISTANT CITY MARSHAL	1.0
TRD505--CITY IMPROVEMENTS MANAGER	1.0
MGT870--CITY MARSHAL	1.0
PRF871--CITY MARSHAL CAPTAIN	1.0
TRD520--CODE ENFORCEMENT OFFICER	8.0
MGT520--DANGEROUS STRUCTURE MANAGER	1.0
PRF870--DEPUTY CITY MARSHAL	5.0
CLR605--PARKING ENFORCEMENT	1.0
TRD525--PLANS EXAMINER	1.0
Totals	23.0

New Positions

Code and Description	Count	Pay Grade	Estimated Cost
-----------------------------	--------------	------------------	-----------------------

Eliminations

Code and Description	Count	Pay Grade	Estimated Cost
-----------------------------	--------------	------------------	-----------------------

FIRE (1910, 1930, 1940)

2024/25 Budget

Budget Comparison

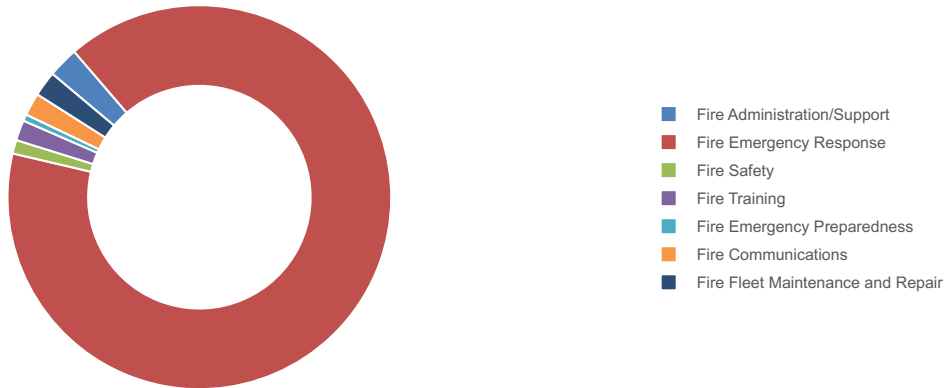
	2022/23 Actual	2023/24 Budget	2023 Revised Estimate	2024/25 Budgeted
Personal Services	\$ 36,369,806	\$ 39,926,948	\$ 38,333,960	\$ 39,357,075
Supplies	2,102,598	1,984,324	1,838,205	1,939,166
Contractual Services	1,694,460	2,592,766	2,255,227	2,647,726
Other Charges	702,029	549,743	545,097	777,342
Capital Outlay	—	—	—	—
Inter Reimbursements	(160,002)	(168,787)	(25,852)	(105,287)
Total Expenses	\$ 40,708,890	\$ 44,884,994	\$ 42,946,637	\$ 44,616,022

Total Departmental Revenues	\$ 2,248,998	\$ 2,860,520	\$ 3,262,877	\$ 3,732,590
------------------------------------	---------------------	---------------------	---------------------	---------------------

Total Covered through General Revenues	\$ 38,459,892	\$ 42,024,474	\$ 39,683,760	\$ 40,883,432
---	----------------------	----------------------	----------------------	----------------------

Approved Positions

	2022/23 Actual	2023/24 Budget	2024/25 Budgeted
Full-time - Uniformed Fire	318.0	308.0	315.0
Full-time - Civilian	10.0	10.0	10.0
Part-time	1.0	1.0	1.0
Total	329.0	319.0	326.0



Mission

The Amarillo Fire Department's mission is to protect our community by providing the highest quality of compassionate and professional services.

Goals and Objectives

The Amarillo Fire Department (AFD) remains dedicated to providing lifesaving emergency services to the city's growing population, which now exceeds 201,000 residents. With 319 professionals, including 307 uniformed members across 13 fire stations, the AFD is integral to public safety and aligned with the City of Amarillo's City Council Strategic Pillars.

AFD's Integration with the City of Amarillo City Council Strategic Pillars:

1 Business Friendly Community:

The AFD supports local businesses through safety inspections and emergency planning, ensuring that businesses operate without disruptions due to fire or safety concerns. Our commitment to community safety directly contributes to a stable environment for business operations.

1. Communication:

Through our Public Affairs Office, we actively engage with the community via fire station tours, educational programs, and robust social media interactions. This transparency and ongoing dialogue uphold our commitment to inform and educate the public about fire safety and emergency preparedness.

1. Fiscal Responsibility:

Our budgeting process is transparent and incorporates strategic planning to ensure fiscal efficiency. We optimize resources by strategically placing services and personnel and securing grants such as the SAFER grant for staffing needs, reflecting our commitment to fiscal stewardship.

1. Infrastructure:

We strive to evaluate and enhance our infrastructure to keep pace with Amarillo's growth. Adding three battalion chief positions, a third Deputy Fire Chief, and the ongoing planning for Fire Station 14 are testaments to our strategic infrastructure development.

1. Public Safety:

The AFD is deeply committed to public safety. We are part of an ongoing process to attract and retain skilled personnel, expand our ALS capabilities, and engage with the community to foster a collaborative safety culture.

1. Technology and Innovation:

The Amarillo Fire Department (AFD) is dedicated to enhancing our service delivery and operational efficiency by adopting cutting-edge technologies. Our increased use of advanced equipment includes 12-lead cardiac monitors for improved EMS care, battery-operated extrication tools, and chemical air monitors that enhance safety and responsiveness during rescues. Handheld tablets with new software streamline incident reporting, enabling faster, more accurate data entry at emergency scenes. Additionally, in 2020, we updated our gear with the latest Self-Contained Breathing Apparatuses and Thermal Imaging Cameras, providing our firefighters with improved capabilities in hazardous environments. Our commitment to technology extends to training, with mobile classrooms ensuring our team remains proficient with these modern tools.

The Amarillo Fire Department's Operational Goals:

- 1 We will ensure we are training to meet a standard of excellence for the AFD.
- 2 We will relentlessly advance AFD's advanced life-support (ALS) capabilities.
- 3 We will expand AFD's public engagement with our community.
- 4 We will strive to keep pace with the growth of our city's population and expanding boundaries to keep AFD's emergency response times low.

Community and Safety Initiatives:

Our Public Affairs Office is committed to actively engaging with the community through various initiatives. Notably, the Citizens Fire Academy has been instrumental in fostering a deeper understanding of the AFD within our community. Additionally, we plan to launch Community CPR classes by the end of the 2024 calendar year. We aim to empower our residents with essential lifesaving skills alongside our ongoing Stop the Bleed classes. The Amarillo Fire Marshal's Office plays a crucial role in ensuring regulatory compliance and safety through thorough inspections and investigations.

Response to Growth and Challenges:

With a new master plan soon to be established, the AFD is preparing to proactively address the challenges of increased emergency calls and longer response times resulting from the city's growth. Through anticipated strategic planning and infrastructure development, we aim to meet these emerging demands effectively. The future construction of Fire Station 14 and the integration of advanced training and equipment are key initiatives that underscore our commitment to maintaining the highest standards of public safety.

The AFD is honored to serve the Amarillo community and is committed to delivering "compassionate and professional" service, ensuring safety, and positively impacting our community on what could be our neighbor's most challenging day.

Programs of the Fire Department

Fire Department Administration/Support
2024/25 Budget — \$1,338,481 of Budget

The civilian Administrative and Support Staff provide leadership, comprehensive budget management, strategic oversight, and administrative guidance crucial to advancing the mission of the Department. Moreover, it coordinates our team’s logistical demands, spanning thirteen fire stations, the Fire Administration office, the Fire Training Facility, the Fire Fleet Maintenance Center, and a sizable equipment storage facility.

Fire Emergency Response
2024/25 Budget — \$40,154,420 of Budget

This program assumes responsibility for all emergency response operations aimed at protecting the lives and property of our community. Its pivotal functions include EMS response, fire suppression, wildfire control and firefighting, hazardous materials management, technical rescue, and aircraft rescue and firefighting.

<i>Performance Measures/Indicators:</i>	2022/2023 Actual	2023/2024 Estimated	2024/2025 Projected
Number of emergency responses made	22,082	23,500	24,500
Structure fire civilian fatalities per 100,000 residents	1	2	0
Structure fire civilian injuries per 100,000 residents	4	5	0
Percent of fire calls: crews turned out within 80 seconds	61%	70%	70%
Percent of fire calls: drive time within 4 minutes	37%	40%	45%
Percent of fires confined to room of origin	31%	25%	25%
Percent of medical calls: turned out within 60 seconds	55%	60%	65%
Percent of medical calls: drive time within 4 minutes	38%	38%	45%
Number of medical calls: advanced life support provided	673	920	1,200
Number of public safety and public relations contacts made with the community (<i>in person</i>)	16,000	18,000	20,000
Number of public safety and public relations contacts made with the community (<i>social and virtual media</i>)	2.4 million	3.0 million	4.0 million
Schools within the city limits receive an annual fire drill and hazard assessment	100%	100%	100%
Percent of schools in city limits that received fire safety presentations	80%	85%	90%
Number of student contacts during Safety Town	2,000	5,000	8,000

Fire Safety
2024/25 Budget — \$446,160 of Budget

The Fire Safety program oversees all departmental health and safety policies, ensuring strict adherence to safety protocols. Led by the Health and Safety Officer (HSO), it develops comprehensive protocols for the department’s overall well-being, including fitness programs, management of firefighter personal protective equipment (PPE), and safety training. The HSO also manages return-to-work procedures and maintains a respiratory protection program that is compliant with NIOSH standards. Additionally, safety program personnel oversee the maintenance and repairs of firefighter PPE and Self-Contained Breathing Apparatus (SCBA), ensuring compliance with NFPA standards for both critical pieces of safety equipment.

The Fire Safety program manages the annual medical evaluation process, which is a complete medical evaluation that helps identify cancer, metabolic, cardiovascular, pulmonary, musculoskeletal, and other internal risk factors. In 2024, the department will evaluate the medical evaluation process and identify a provider following the Request for Qualification (RFQ) process. The medical evaluation RFQ committee will have members from the administrative staff and Local 542 Association.

The Fire Safety program administers the Firefighter Personnel Support program, providing critical resources such as Critical Incident Stress Management (CISM) and Chaplain Services. Mental health initiatives have been prioritized, with two mental health awareness training courses hosted in 2023 by external organizations to enhance support and resources for department personnel. In 2024, the department plans to host a department-wide mental health course led by an external organization. Additionally, Personnel Support team members will be enrolled in specific CISM and Chaplain courses.

<i>Performance Measures/Indicators:</i>	2022/2023 Actual	2023/2024 Estimated	2024/2025 Projected
Personnel injuries	39	44	40
Fire apparatus/vehicle accidents	11	15	10
Articles of firefighting protective clothing inspected for NFPA and TCFP compliance	3,300	3,267	3,500
Annual fitness evaluations completed	0	0	329
Annual firefighter health and wellness medical evaluations completed (<i>new metric</i>)	309	309	329

Fire Training
2024/25 Budget — \$669,240 of Budget

Training personnel oversee all fireground-related training activities for the Department, including lesson planning, class scheduling, instruction, and facility maintenance. They manage the annual six-month fire academy for cadets and provide promotional orientation and continual training for drivers and officers. Additionally, they coordinate with external partners such as the Amarillo College Fire Academy and regional fire departments, facilitating access to the AFD Training Facilities, which is located on the east side of the city adjacent to the airport.

Performance Measures/Indicators:	2022/2023 Actual	2023/2024 Estimated	2024/2025 Projected
Firefighters meeting all educational requirements to hold Texas Commission on Fire Protection (TCFP) firefighter, Department of State Health Services (DSHS) EMT, and specialized certifications	100%	100%	100%
Skills and educational hours completed by department personnel	16,500	17,500	18,000
Percentage of personnel working out of class or promoting that document <i>Critical Skills</i> completion	100%	100%	100%

Fire Emergency Preparedness
2024/25 Budget — \$446,160 of Budget

The Emergency Preparedness program facilitates the collection and dissemination of pre-incident information, enhancing hazard awareness and communication during emergencies at schools, businesses, and target locations throughout the city. The program manager serves as a liaison between the Department and the Amarillo Office of Emergency Management, coordinating Emergency Operations Center (EOC) activations for large-scale emergencies.

Furthermore, the AFD supports an Incident Management Team that mobilizes to the EOC or designated field locations during community events, expanding incidents, and regional or state-level disasters. Additionally, the program coordinates the maintenance and installation of Opticom traffic control systems on fire apparatus and intersections, along with overseeing the Knox Key-Secure system, which facilitates departmental access to buildings throughout the city using designated Knox keys.

Performance Measures/Indicators:	2022/2023 Actual	2023/2024 Estimated	2024/2025 Projected
Target hazard pre-incident plans completed	75	100	150

Fire Communications
2024/25 Budget — \$669,240 of Budget

The Fire Communications program oversees the operation and maintenance of critical systems, including the Location fire station alerting system, emergency personnel notifications, email systems, and Mobile Computer Terminals (MCTs). It manages wired and cellular phones, handles state and federal incident reporting, and conducts quality assurance call reviews. Additionally, the program coordinates IT projects and manages fire service-related hardware and software. Furthermore, it collaboratively manages the Amarillo Emergency Communications Center (AECC) alongside the Amarillo Police Department.

<i>Performance Measures/Indicators:</i>	2022/2023 Actual	2023/2024 Estimated	2024/2025 Projected
Emergency response reports validated prior to submission to TexFirs reporting system	100%	100%	100%

Fire Fleet Maintenance and Repair
2024/25 Budget — \$892,320 of Budget

The Fire Fleet Maintenance and Repair program ensures all departmental vehicles and apparatus are in peak condition to meet the demands of protecting our city. Managing 104 units of rolling stock, it oversees maintenance and repair, including small power equipment and above-ground fuel tanks at fire stations. Additionally, the program provides on-scene mechanical support during major emergency operations.

<i>Performance Measures/Indicators:</i>	2022/2023 Actual	2023/2024 Estimated	2024/2025 Projected
Fleet work orders completed	956	1000	1025
Percent of days frontline fire apparatus are available	87.1%	85.0%	80%
Percent of repairs outsourced	5.6%	7.6%	7.2%

Total Fire Department 2024/2025 Budget: \$44,616,022

City of Amarillo 2024 Department Request by Business Unit

1910 - Fire Operations



Description	2021 Actual	2022 Actual	2023 Budget	2023 Revised Estimate	2024 Dept Request	Dept Request Variance
Revenues						
1910 - Fire Operations						
Public Safety and Health						
33400 - Fire Service Fee - Airport	2,112,423	2,112,423	2,231,113	2,231,113	2,486,857	255,744
33300 - Public Safety and Health	2,112,423	2,112,423	2,231,113	2,231,113	2,486,857	255,744
Construction Participation						
35430 - State Participation	—	29,779	—	400,000	270,000	270,000
35300 - Construction Participation	—	29,779	—	400,000	270,000	270,000
Other Government Revenues						
35610 - Grant In Aid – Federal	11,876	—	—	460,831	800,783	800,783
35500 - Other Government Revenues	11,876	—	—	460,831	800,783	800,783
Miscellaneous Revenue						
37145 - Insurance Recoveries	—	—	—	—	—	—
37410 - Miscellaneous Revenue	7,430	52,368	300	10,000	10,000	9,700
37420 - Donations	—	—	—	—	—	—
37400 - Miscellaneous Revenue	7,430	52,368	300	10,000	10,000	9,700
1910 - Fire Operations	2,131,729	2,194,570	2,231,413	3,101,944	3,567,640	1,336,227
Total Revenues	2,131,729	2,194,570	2,231,413	3,101,944	3,567,640	1,336,227

Expenditures

1910 - Fire Operations

Personal Services

41100 - Salaries and Wages	19,849,458	21,406,428	23,191,080	22,526,642	23,366,587	175,507
41200 - Longevity	217,950	229,657	251,238	319,268	320,000	68,762
41300 - Incentive	519,669	513,214	910,612	649,607	919,203	8,591
41820 - Health Insurance	3,271,838	3,678,669	3,657,912	3,414,406	3,609,815	(48,097)
42300 - State Unemployment	14,675	14,867	22,417	19,819	22,641	224
42400 - Workers Compensation	328,831	349,858	365,301	365,301	365,301	—
42510 - Car Allowance	26,688	35,853	45,960	50,349	48,660	2,700
42520 - Uniform/Clothing Allowan	197,241	210,609	214,560	275,514	217,440	2,880
42550 - Communications Allowance	26,085	25,940	34,800	31,651	32,400	(2,400)
41900 - Life	7,093	7,323	12,218	7,124	12,423	205
42010 - Social Security - Medicare	323,970	338,735	357,395	370,961	356,473	(922)
42115 - OPEB Funding	567,232	592,646	598,959	633,481	597,410	(1,549)
42120 - FRRF Total	4,746,675	5,002,078	5,229,123	5,225,834	5,278,627	49,504
41610 - Scheduled	566,277	555,910	554,713	165,546	571,977	17,264
41620 - Unscheduled	1,939,538	1,411,097	1,470,558	2,311,292	1,666,858	196,300
41000 - Personal Services	32,603,220	34,372,884	36,916,846	36,366,795	37,385,815	468,969

Supplies

51110 - Office Expense	7,131	22,744	27,351	18,876	27,351	—
51115 - Employee Recognition Program	—	—	—	—	2,000	2,000
51200 - Operating	55,911	46,236	73,905	53,905	52,700	(21,205)
51250 - Janitor	38,328	44,627	33,000	47,307	47,000	14,000
51300 - Clothing and Linen	385,712	719,860	498,119	400,000	425,744	(72,375)
51350 - Chemical and Medical	38,611	56,379	46,459	49,131	59,200	12,741
51400 - Photographic	—	—	—	—	3,100	3,100
51410 - Vaccines	370	(7)	559	—	559	—
51450 - Botany & Agrigulture	—	496	501	1,500	2,000	1,499
51700 - Education	34,917	61,211	29,874	30,620	23,770	(6,104)
51850 - Minor Tools	953	42	—	66	—	—
51950 - Minor Office Equipment	—	—	—	277	—	—

**City of Amarillo 2024 Department Request by Business Unit
1910 - Fire Operations**



Description	2021 Actual	2022 Actual	2023 Budget	2023 Revised Estimate	2024 Dept Request	Dept Request Variance
51970 - Software	—	—	—	—	—	—
52050 - Auto Parts	450,957	493,304	455,001	450,000	455,001	—
52120 - Tires and Tubes Other	55,209	57,782	35,287	50,000	35,287	—
52050.LABOR - Auto Parts Labor	—	—	86,365	94,335	86,365	—
51800 - Fuel & Oil	265,667	223,492	276,183	248,491	304,293	28,110
53100 - Natural Gas	118,569	126,076	141,440	121,200	118,460	(22,980)
53150 - Electricity	124,085	160,801	183,977	149,460	189,496	5,519
53200 - Water and Sewer	32,925	37,291	39,888	48,456	49,200	9,312
51000 - Supplies	1,609,344	2,050,335	1,927,909	1,763,624	1,881,526	(46,383)
Contractual Services						
61100 - Communications Billing	30,672	35,799	23,001	35,799	49,402	26,401
61200 - Postage	1,074	795	6,000	795	1,500	(4,500)
61400 - Dues	1,335	2,088	2,635	2,537	2,884	249
61410 - Tuition	65,106	87,491	122,783	97,940	644,788	522,005
62000 - Professional	20,443	9,826	47,001	15,000	16,650	(30,351)
63400 - Employee Medical	70,675	84,830	273,565	273,565	273,565	—
67320 - Extermination	7,583	8,352	850	8,352	9,000	8,150
67500 - Laundry	15,413	17,379	16,432	17,547	17,500	1,068
68100 - R & M - Building	3,049	10,713	30,744	5,000	30,744	—
68300 - R & M - Improvements	—	—	5,020	2,000	5,020	—
68680 - Other Equipment	72,651	122,052	238,353	265,767	137,775	(100,578)
69210 - Rental City Equipment	910,259	973,977	1,014,899	1,014,899	1,059,206	44,307
69300 - Leased Computer Software	156,650	288,462	185,327	235,455	235,455	50,128
60000 - Contractual Services	1,354,910	1,641,765	1,966,610	1,974,656	2,483,489	516,879
Other Charges						
74000 - Printing and Binding	1,540	1,772	2,001	2,500	2,001	—
74100 - Community Outreach	1,000	1,380	—	—	—	—
75100 - Travel	12,760	61,100	42,741	55,327	58,900	16,159
75200 - Mileage	18	57	1,000	38	1,000	—
75300 - Meals and Local	2,296	2,812	2,001	4,000	4,000	1,999
71100 - Insurance and Bonds	280,675	369,320	461,079	461,079	683,523	222,444
78250 - Inventory Over/Short	(10,363)	235,221	—	(23)	—	—
70000 - Other Charges	287,925	671,660	508,822	522,921	749,424	240,602
Capital Outlay						
84910 - Other Equipment	—	—	—	—	—	—
80000 - Capital Outlay	—	—	—	—	—	—
Inter Reimbursements						
90160 - Other Departments	—	—	—	157,000	67,500	67,500
90180.LABOR - Sales to Other Departments	—	—	(86,835)	—	(86,835)	—
90180 - Sales to Other Department	(78,530)	(81,202)	—	(98,400)	—	—
90000 - Inter Reimbursements	(78,530)	(81,202)	(86,835)	58,600	(19,335)	67,500
1910 - Fire Operations	35,776,868	38,655,443	41,233,352	40,686,596	42,480,919	1,247,567
Total Expenditures	35,776,868	38,655,443	41,233,352	40,686,596	42,480,919	1,247,567

2024-25 Employee Distribution by Position

Entity	1910 - Fire Operations
Scenario	Dept Req
Year	2024
Currency	USD

Code & Description	Count
FIR865--FIRE FIGHTER	146.0
FIR870--FIRE DRIVER	66.0
FIR875--FIRE LIEUTENANT	40.0
FIR880--FIRE CAPTAIN	23.0
FIR860--FIRE FIGHTER	2.0
FIR885--FIRE DISTRICT CHIEF	8.0
FIR830--FIRE CAPTAIN	4.0
ADM800--FIRE CHIEF	1.0
FIR810--DEPUTY FIRE CHIEF	3.0
FIR840--FIRE LIEUTENANT	4.0
FIR820--FIRE DISTRICT CHIEF	6.0
Totals	303.0

New Positions

Code and Description	Count	Pay Grade	Estimated Cost
FIR860--FIRE FIGHTER	3.0		\$218,690.00

Eliminations

Code and Description	Count	Pay Grade	Estimated Cost
-----------------------------	--------------	------------------	-----------------------

City of Amarillo 2024 Department Request by Business Unit

1930 - Fire Marshal



Description	2021 Actual	2022 Actual	2023 Budget	2023 Revised Estimate	2024 Dept Request	Dept Request Variance
Revenues						
1930 - Fire Marshal						
Public Safety and Health						
33310 - Fire Inspection Fees	57,156	53,695	60,000	37,000	39,000	(21,000)
33315 - Other Inspection Fees	—	—	—	44,000	46,000	46,000
33300 - Public Safety and Health	57,156	53,695	60,000	81,000	85,000	25,000
1930 - Fire Marshal	57,156	53,695	60,000	81,000	85,000	25,000
Total Revenues	57,156	53,695	60,000	81,000	85,000	25,000
Expenditures						
1930 - Fire Marshal						
Personal Services						
41100 - Salaries and Wages	647,697	846,105	1,431,148	672,353	737,208	(693,940)
41200 - Longevity	—	—	—	1,105	—	—
41300 - Incentive	11,068	13,429	22,020	9,550	9,720	(12,300)
41820 - Health Insurance	77,863	119,446	214,536	95,834	93,061	(121,475)
42300 - State Unemployment	455	536	1,922	532	666	(1,256)
42400 - Workers Compensation	9,781	9,503	17,450	17,450	17,450	—
42510 - Car Allowance	—	—	—	6,127	8,100	8,100
42520 - Uniform/Clothing Allowan	5,760	5,040	7,200	6,897	5,760	(1,440)
42550 - Communications Allowance	3,924	3,645	4,860	6,659	8,400	3,540
41900 - Life	224	327	984	234	369	(615)
42010 - Social Security - Medicare	9,957	12,776	21,246	10,652	11,155	(10,091)
42020 - Social Security - OASDI	42,575	54,627	90,838	14,389	2,163	(88,675)
42110 - TMRS	84,953	107,690	218,319	74,048	5,246	(213,073)
42115 - OPEB Funding	17,263	22,083	35,605	18,552	18,692	(16,913)
42120 - FRRF Total	—	—	—	44,895	152,883	152,883
41620 - Unscheduled	41,943	40,557	68,001	61,180	64,600	(3,401)
41000 - Personal Services	953,463	1,235,764	2,134,129	1,040,457	1,135,473	(998,656)
Supplies						
51110 - Office Expense	3,347	14,273	20,188	5,450	5,000	(15,188)
51115 - Employee Recognition Program	—	393	340	—	—	(340)
51125 - Training	—	—	1,000	—	—	(1,000)
51200 - Operating	11,374	22,663	4,116	26,900	6,000	1,884
51250 - Janitor	—	—	—	100	100	100
51300 - Clothing and Linen	3,678	1,364	4,320	7,162	10,040	5,720
51400 - Photographic	1,648	—	1,401	500	1,100	(301)
51700 - Education	1,198	918	651	9,419	2,500	1,849
51850 - Minor Tools	—	—	—	601	—	—
51950 - Minor Office Equipment	—	—	—	45	—	—
52000 - Ammunition	—	1,598	1,423	904	1,200	(223)
52050 - Auto Parts	4,792	1,529	5,251	4,000	7,000	1,749
52120 - Tires and Tubes Other	—	—	250	500	1,700	1,450
52050.LABOR - Auto Parts Labor	—	—	7,750	2,500	4,000	(3,750)
51800 - Fuel & Oil	12,879	9,949	9,725	16,500	19,000	9,275
51000 - Supplies	38,916	52,687	56,415	74,581	57,640	1,225
Contractual Services						
61100 - Communications Billing	—	—	2,507	3,580	6,839	4,332
61200 - Postage	—	—	41,910	—	100	(41,810)
61300 - Advertising	—	—	3,750	302	—	(3,750)
61400 - Dues	6,206	1,318	1,485	4,787	775	(710)
61410 - Tuition	506	500	2,077	7,100	5,500	3,423

63210 - Armored Car Service	2,475	2,475	2,394	1,779	—	(2,394)
67110 - Demolition Condemned Pro	—	—	260,000	3,494	—	(260,000)
67400 - Weed Contractor Expense	—	—	120,000	1,151	—	(120,000)
68680 - Other Equipment	—	266	—	67,400	5,000	5,000
69210 - Rental City Equipment	30,641	42,214	93,825	93,825	43,599	(50,226)
69300 - Leased Computer Software	2,583	5,894	19,008	17,953	23,224	4,216
60000 - Contractual Services	42,412	52,667	546,956	201,371	85,037	(461,919)
Other Charges						
74000 - Printing and Binding	89	260	738	1,820	960	222
75100 - Travel	8,730	5,928	6,358	2,500	7,000	642
75300 - Meals and Local	—	212	501	375	500	(1)
71100 - Insurance and Bonds	8,807	14,343	9,568	9,568	10,137	569
77100 - Court Costs	—	610	16,296	173	—	(16,296)
78210 - Cash Over/Short	80	—	—	—	—	—
70000 - Other Charges	17,706	21,352	33,461	14,436	18,597	(14,864)
Capital Outlay						
84910 - Other Equipment	—	—	—	—	—	—
80000 - Capital Outlay	—	—	—	—	—	—
Inter Reimbursements						
90180.LABOR - Sales to Other Departments	—	—	—	(2,500)	(4,000)	(4,000)
90000 - Inter Reimbursements	—	—	—	(2,500)	(4,000)	(4,000)
1930 - Fire Marshal	1,052,497	1,362,470	2,770,961	1,328,345	1,292,747	(1,478,214)
Total Expenditures	1,052,497	1,362,470	2,770,961	1,328,345	1,292,747	(1,478,214)

2024-25 Employee Distribution by Position

Entity	1930 - Fire Marshal
Scenario	Dept Req
Year	2024
Currency	USD

Code & Description	Count
CLR947--ADMINISTRATIVE SPECIALIST I	1.0
FIR830--FIRE CAPTAIN	2.0
FIR850--FIRE DRIVER	2.0
FIR860--FIRE FIGHTER	1.0
FIR840--FIRE LIEUTENANT	2.0
Totals	8.0

New Positions

Code and Description	Count	Pay Grade	Estimated Cost
FIR820 FIRE DISTRICT CHIEF		1.0	\$137,835.00

Eliminations

Code and Description	Count	Pay Grade	Estimated Cost
-----------------------------	--------------	------------------	-----------------------

City of Amarillo 2024 Department Request by Business Unit

1940 - Fire Civilian Personnel



Description	2021 Actual	2022 Actual	2023 Budget	2023 Revised Estimate	2024 Dept Request	Dept Request Variance
Revenues						
1940 - Fire Civilian Personnel						
Revenue from Other Agencies						
35515 - Medical Director Services	—	—	79,200	79,200	79,200	—
35500 - Revenue from Other Agencies	—	—	79,200	79,200	79,200	—
1940 - Fire Civilian Personnel	—	—	79,200	79,200	79,200	—
Total Revenues	—	—	79,200	79,200	79,200	—
Expenditures						
1940 - Fire Civilian Personnel						
Personal Services						
41100 - Salaries and Wages	403,511	506,905	589,182	619,042	555,309	(33,873)
41300 - Incentive	10,636	7,373	7,500	8,354	8,100	600
41620 - Unscheduled	7,259	10,222	3,828	15,437	15,000	11,172
41820 - Health Insurance	84,685	107,175	105,384	105,813	84,978	(20,406)
42300 - State Unemployment	510	633	814	652	808	(6)
42400 - Workers Compensation	7,326	7,778	13,119	13,119	13,119	—
42510 - Car Allowance	2,707	2,604	2,700	2,599	2,700	—
42540 - Tool Allowance	4,981	4,340	4,500	4,569	6,000	1,500
42550 - Communications Allowance	1,203	2,396	1,200	6,088	6,000	4,800
41900 - Life	202	231	410	244	410	—
42010 - Social Security - Medicare	6,017	7,445	8,774	9,213	8,381	(393)
42020 - Social Security - OASDI	25,140	30,622	36,510	38,319	35,357	(1,153)
42110 - TMRS	50,316	60,939	87,741	89,003	85,767	(1,974)
42115 - OPEB Funding	10,227	12,497	14,311	14,257	13,858	(453)
41000 - Personal Services	614,720	761,159	875,973	926,709	835,787	(40,186)
Supplies						
51110 - Office Expense	—	(425)	—	—	—	—
51200 - Operating	—	—	—	—	—	—
51000 - Supplies	—	(425)	—	—	—	—
Contractual Services						
61200 - Postage	93	28	—	—	—	—
62000 - Professional	—	—	79,200	79,200	79,200	—
60000 - Contractual Services	93	28	79,200	79,200	79,200	—
Other Charges						
71100 - Insurance and Bonds	6,214	9,013	7,460	7,460	9,321	1,861
74000 - Printing and Binding	—	3	—	280	—	—
70000 - Other Charges	6,214	9,016	7,460	7,740	9,321	1,861
Inter Reimbursements						
90190 - Payroll Reimbursements	—	(78,800)	(81,952)	(81,952)	(81,952)	—
90000 - Inter Reimbursements	—	(78,800)	(81,952)	(81,952)	(81,952)	—
1940 - Fire Civilian Personnel	621,027	690,978	880,681	931,697	842,356	(38,325)
Total Expenditures	621,027	690,978	880,681	931,697	842,356	(38,325)

2024-25 Employee Distribution by Position

Entity	1940 - Fire Civilian Personnel
Scenario	Dept Req
Year	2024
Currency	USD

Code & Description	Count
TRD597--FIRE MECHANIC 1	2.0
CLR410--ADMINISTRATIVE ASSISTANT III	1.0
HRL970--MESSENGER	1.0
CLR947--ADMINISTRATIVE SPECIALIST I	1.0
CLR150--ADMINISTRATIVE COORDINATOR	1.0
PRF610--AMBULANCE PERMIT ANALYST	1.0
PRF810--FIRE BUSINESS ANALYST	1.0
TRD595--FIRE MECHANIC II	1.0
TRD230--MECHANIC SUPERVISOR II	1.0
MGT050--FLEET MANAGER	1.0
Totals	11.0

New Positions

Code and Description	Count	Pay Grade	Estimated Cost
-----------------------------	--------------	------------------	-----------------------

Eliminations

Code and Description	Count	Pay Grade	Estimated Cost
-----------------------------	--------------	------------------	-----------------------

**City of Amarillo 2024 Department Request by Business Unit
26620 - Leose Training- Fire Civilian**



Description	2021 Actual	2022 Actual	2023 Budget	2023 Revised Estimate	2024 Dept Request	Dept Request Variance
Revenues						
26620 - Leose Training- Fire Civilian						
Other Government Revenues						
36210 - Other Program Revenue	\$ 725	\$ 733	\$ 750	\$ 733	\$ 750	—
35500 - Other Government Revenues	\$ 725	\$ 733	\$ 750	\$ 733	\$ 750	—
26620 - Leose Training- Fire Civilian	\$ 725	\$ 733	\$ 750	\$ 733	\$ 750	—
Total Revenues	\$ 725	\$ 733	\$ 750	\$ 733	\$ 750	—



ANIMAL MANAGEMENT & WELFARE (1710)

2024/25 Budget

Budget Comparison

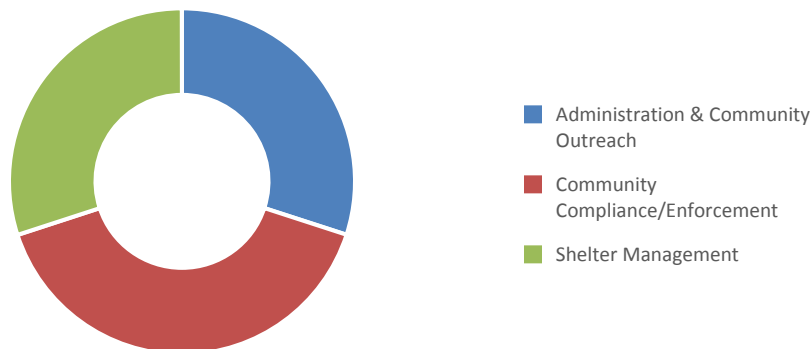
	2022/23 Actual	2023/24 Budget	2023 Revised Estimate	2024/25 Budgeted
Personal Services	\$ 2,358,013	\$ 2,945,183	\$ 2,633,027	\$ 3,062,251
Supplies	444,507	615,937	598,010	597,363
Contractual Services	348,986	492,712	484,402	487,974
Other Charges	109,008	56,616	56,947	54,368
Inter Reimbursements	(25,000)	(25,000)	(25,000)	(25,000)
Total Expenses	\$ 3,235,514	\$ 4,085,448	\$ 3,747,386	\$ 4,176,956

Total Departmental Revenues	115,739	133,200	116,953	128,091
------------------------------------	----------------	----------------	----------------	----------------

Total Covered through General Revenues	3,119,775	3,952,248	3,630,433	4,048,865
---	------------------	------------------	------------------	------------------

Approved Positions

	2022/23 Actual	2023/24 Budget	2024/25 Budgeted
Full-time	45.0	45.0	45.0
Part-time	3.0	3.0	3.0
Total	48.0	48.0	48.0



Mission

Animal Management & Welfare (AM&W) is dedicated to addressing animal-related health, public safety concerns, and the enforcement of laws and regulations. Our core objective is to ensure the welfare of both animals and citizens within Amarillo city limits. We provide essential services such as care, sheltering, adoption, and reunification for lost or unwanted companion animals. AM&W serves as a frontline responder, prioritizing public safety and accountability among animal owners. To combat animal overpopulation, we administer vaccinations to incoming animals and ensure all adopted pets are spayed/neutered and microchipped before being placed in new homes. As the designated Rabies Authority, we investigate potential cases of Rabies and other zoonotic diseases, conducting necessary quarantines for at-risk animals. Through public outreach and education initiatives, we promote responsible pet ownership, encourage adoption of shelter animals, facilitate the reunion of lost pets with their owners, and spreading awareness about the significance of spaying and neutering pets to effectively manage for pet populations.

Goals & Objectives

AM&W will consistently meet the nationally accepted Five Freedoms of Animal Welfare (freedom from hunger and thirst; freedom from discomfort; freedom from pain, injury, or disease; freedom to express normal behavior; freedom from fear and distress). The shelter strives to be a place where citizens and their families can adopt new animal companions, seek services to resolve community-based animal issues, and to find their lost pets. All AM&W staff are trained to ensure that best practices are met or surpassed in shelter and in the field.

Over the following years, our projects will encompass ongoing remodeling of current kennels, animal exercise spaces, and the renovation of the cat room. Alongside these crucial infrastructure enhancements, AMW will collaborate closely with the Texas Tech School of Veterinary Medicine to establish an essential and accessible community spay and neutering service. Field Services will further modernize the public safety aspect of the department by implementing both body cameras and intake cameras to enhance accountability and transparency. AMW will maintain its close collaboration with the court to ensure pet owner accountability. Securing additional funding for staffing, materials, supplies, and training will be imperative to uphold our commitment to providing basic services as Amarillo continues to experience growth.

Programs of the Animal Management & Welfare Department

**Administration & Community Outreach
2024/25 Budget - \$1,127,778 of Budget**

The Administration staff oversees the processing of all animal intake and reclaim paperwork, manages citizen calls, online complaints, email and in-person inquiries, responds to open records requests, and facilitates all purchasing activities. This team plays a pivotal role in ensuring the smooth operation of various programs, including Community Compliance/Enforcement, Shelter Management, Veterinary Services, and Community Outreach. Their efficient coordination and management are essential for the overall success of these programs.

AM&W's Community Outreach program places a strong emphasis on educating the community about important animal welfare issues such as spaying/neutering, vaccinations, microchipping, and best practices for pet ownership. This initiative is supported by a wide array of partnerships at both local and national levels. Through these collaborations, AMW secures weekly spots on local radio and television, providing a valuable platform for sharing essential information with the public. Furthermore, national partnerships allow AMW to distribute significant quantities of vaccines, microchips, pet food, and supplies to citizens at no cost, alleviating financial burdens on taxpayers. These collective efforts are instrumental in preventing the spread of diseases, promoting adherence to city ordinances, tackling barriers that contribute to pet surrenders, and offering educational opportunities on responsible pet ownership.

<i>Performance Measures/Indicators:</i>	2022/23 Actual	2023/24 Estimated	2024/25 Projected
Pets served at vaccination clinics	451	500	600
Other community events	25	26	28
Grants	3	5	6
Local and National Partnerships	10	12	14

ANIMAL MANAGEMENT & WELFARE (1710)

2024/25 Budget

Community Compliance/Enforcement 2024/25 Budget — \$1,879,630 of Budget

Community Compliance/Enforcement plays a pivotal role in upholding local ordinances and ensuring the welfare of animals in Amarillo, with a strong focus on holding pet owners accountable. Field Services personnel, as public safety officers, enforce laws and regulations concerning animal welfare and public safety. They respond to reports of aggressive, stray, or injured animals, prioritizing the protection of individuals from potential harm. They are often the first responders, working to mitigate risks and provide assistance to ensure the safety of both humans and animals. Animal Management and Welfare Officers collaborate closely with the Amarillo Emergency Communications Center (AECC) to address citizen concerns, inquiries, and complaints in a timely manner.

The role of Animal Management Officers (AMOs) is essential in community safety and emergency response. Their training regimen, overseen by AM&W Management, AECC staff, and APD officer instructors, is continually updated to incorporate the latest best practices. Within their first year of service, each AMO must complete a 12-hour course and pass a test administered by the Texas Department of State Health Services to obtain their Texas State Basic Animal Control Officer Certification.

Field Services underwent a technology-based unit refresh, enhancing their capabilities as first responders. This included the deployment of new Mobile Data Terminals (MDTs) and smartphones, enabling seamless issuance of citations and warnings integrated with the court system. As part of their commitment to accountability and transparency, AM&W is equipping all AMOs with body cameras and updating the camera system in the animal intake area of the shelter, ensuring a higher level of accountability and transparency in their operations.

<i>Performance Measures/Indicators:</i>	2022/23 Actual	2023/24 Estimated	2024/25 Projected
Field total animal intake	4345	4651	4790
Stray dogs	3333	3475	3579
Stray cats	415	556	573
Bite cases	858	823	848
Investigations	3646	3994	4114
Cases Filed	608	1040	1144
Field calls for service	21119	21746	22398

**Shelter Management and Veterinary Services
2024/25 Budget — \$1,169,548 of Budget**

Maintaining a clean shelter environment is essential for disease control and prevention. AMW's cleaning protocols are developed based on best practices and up-to-date information on health and sanitation in animal sheltering. These protocols are implemented to prioritize the well-being of the pets in our care, ensuring they are not subjected to stress or harm. AMW shelter staff diligently provide daily care and cleaning for the animals under their care. They conduct deep cleaning and disinfection of kennels to create a clean and healthy environment, significantly reducing the risk of disease transmission within the population. With the addition of contract veterinarians on a rotating schedule and our partnership with Texas Tech's School of Veterinary Medicine (TTSVM), we ensure the health and well-being of our entire shelter population. Furthermore, every companion animal adopted from our shelter is altered before leaving, thanks to our consistent spaying and neutering efforts onsite. This ability to provide onsite spaying and neutering has not only contributed to the success of our Barn Cat Program but also allows us to offer owners the option to have their pet altered before reclaiming them, further promoting responsible pet ownership and population control.

The shelter also provides a centralized location for citizens to reclaim their missing pets. Additionally, AMW's website is consistently updated with photos of all impounded animals, providing citizens with the opportunity to search for their lost pets at any time, even outside of regular business hours. AMW's Rescue Program plays a vital role in facilitating the transfer of companion animals from the shelter to rescue organizations. Given the strain on local and state rescue programs and the ongoing challenges within the animal rescue community, AMW remains proactive in seeking out new partnerships and collaborations. Both the Rescue and Adoptions Teams at AMW work closely together to ensure positive outcomes for as many companion animals as possible each month.

Managed Intake coupled with surrender mitigation strategies before intake have helped to slow the number of pets entering the shelter through the Intake office each day, allowing staff to give more individualized attention to both the animals and the people surrendering them. AMW has implemented stringent protocols for scanning and following up on microchips upon intake, leading to increased success in reuniting lost pets with their owners.

AMW's partnership with TTSVM is evolving alongside the growth of the school itself. A significant milestone this year is the introduction of 4th year students who will conduct clinical rotations at the shelter. This development will lead to an expansion of veterinary services, particularly in the realm of spaying and neutering, at no cost to the city. This partnership with TTSVM presents an opportunity for AMW to work together in establishing and operating a free community spay and neuter clinic. This initiative aims to address financial obstacles historically faced by pet owners in Amarillo, ensuring greater accessibility to essential veterinary care for the community.

**ANIMAL MANAGEMENT &
WELFARE
(1710)**

2024/25 Budget

Performance Measures/Indicators:	2022/23 Actual	2023/24 Estimated	2024/25 Projected
Total Animal Intake	8749	10275	10583
Stray dogs	4692	4456	4590
Stray cats	2331	1472	1516
Surrendered	1088	1071	1103
Reclaimed	1063	964	994
Euthanized	4122	4110	3699
Adopted	1928	2090	2299
Cats sent out as Barn Cats	370	407	447
Left through rescue	1986	670	690
Surgeries performed in-shelter	2460	3384	3722
Surgeries performed by TTSVM	131	346	381

**Total Animal Management & Welfare Department 2024/25 Budget
—\$4,176,956**

City of Amarillo 2024 Department Request by Business Unit

1710 - Animal Management & Welfare



Description	2021 Actual	2022 Actual	2023 Budget	2023 Revised Estimate	2024 Dept Request	Dept Request Variance
Revenues						
1710 - Animal Management & Welfare						
Public Safety and Health						
33339 - Microchipping Fees	10,550	2,859	6,000	1,000	2,000	-4,000
33340 - Animal Shelter Fees	34,200	42,278	42,000	42,000	44,391	2,391
33342 - Euthanasia Fee	-	-25	-	2,120	-	-
33343 - Dog Vaccination on Intake	5,070	1,070	3,500	170	-	-3,500
33347 - Surrender Fee	25,050	15,607	20,004	15,772	20,004	-
33349 - Adoption Fee	41,990	32,848	55,000	32,978	55,000	-
33381 - Medical Reclaim Fees	20	-105	-	14,174	-	-
33300 - Public Safety and Health	116,880	94,532	126,504	108,214	121,395	-5,109
Rent						
37154 - Other Rental Income	22,800	10,800	-	-	-	-
37150 - Rent	22,800	10,800	-	-	-	-
Miscellaneous Revenue						
37130 - Discounts Earned	13	-	-	-	-	-
37141 - Merchant Service Fees	-1,763	-1,423	1,500	2,200	1,500	-
37410 - Miscellaneous Revenue	9,692	10,712	5,196	5,196	5,196	-
37420 - Donations	5,224	1,118	-	-	-	-
37400 - Miscellaneous Revenue	13,166	10,407	6,696	8,739	6,696	-
1710 - Animal Management & Welfare	152,846	115,739	133,200	116,953	128,091	-5,109
Total Revenues	152,846	115,739	133,200	116,953	128,091	-5,109

Expenditures

1710 - Animal Management & Welfare

Personal Services

41100 - Salaries and Wages	1,399,528	1,472,655	1,911,446	1,618,441	1,967,064	55,618
41300 - Incentive	22,259	19,660	21,900	16,931	21,000	-900
41620 - Unscheduled	121,660	125,147	58,101	154,357	110,974	52,873
41820 - Health Insurance	287,597	340,951	410,100	354,927	408,258	-1,842
42300 - State Unemployment	2,730	2,762	3,697	2,890	3,593	-104
42510 - Car Allowance	6,016	5,785	6,000	7,513	6,000	-
42520 - Uniform/Clothing Allowance	13,922	12,449	13,440	5,625	-	-13,440
42400 - Workers Compensation	27,756	31,911	44,455	44,455	44,455	-
42550 - Communications Allowance	2,407	2,314	2,400	2,521	2,200	-200
41900 - Life	901	906	1,763	951	1,845	82
42010 - Social Security - Medicare	21,915	22,967	28,351	25,153	28,943	592
42020 - Social Security - OASDI	92,131	94,689	116,708	105,664	122,562	5,854
42110 - TMRS	184,551	187,388	280,996	251,113	297,320	16,324
42115 - OPEB Funding	37,420	38,426	45,826	42,486	48,037	2,211
41000 - Personal Services	2,220,794	2,358,013	2,945,183	2,633,027	3,062,251	117,068

Supplies

51110 - Office Expense	14,373	11,718	14,040	14,040	14,040	-
51115- Employee Recognition Program	298	-	-	-	-	-
51120 - Safety Program	5,835	2,485	6,480	6,480	6,480	-
51125 - Training	6,167	6,014	6,480	6,480	5,000	-1,480
51200 - Operating	23,390	30,355	34,560	34,560	34,560	-
51250 - Janitor	32,601	9,014	10,800	10,800	10,800	-

City of Amarillo 2024 Department Request by Business Unit

1710 - Animal Management & Welfare



Description	2021 Actual	2022 Actual	2023 Budget	2023 Revised Estimate	2024 Dept Request	Dept Request Variance
51300 - Clothing and Linen	22,260	22,261	23,760	23,760	23,760	-
51350 - Chemical and Medical	20,724	24,034	31,536	31,536	33,016	1,480
51400 - Photographic	291	600	1,080	1,080	1,080	-
51410 - Vaccines	12,045	47,838	58,028	58,028	63,830	5,802
51450 - Botany & Agriculture	779	-	-	-	-	-
51510 - Animal Traps	-	-	500	500	1,000	500
51520 - Microchipping Supplies	24,994	27,017	43,200	30,000	30,000	-13,200
51550 - Animal Feed and Medical	103,561	92,521	144,720	144,720	144,720	-
51555 - Animal Medicine	134,652	102,770	162,000	162,000	162,000	-
51700 - Education	3,470	1,158	4,320	3,470	4,320	-
51800 - Fuel & Oil	40	37	-	-	-	-
51850 - Minor Tools	34,976	8,435	-	8,000	-	-
51955 - Furniture	-	-	-	-	-	-
51970 - Software	-	3,596	17,280	17,280	7,280	-10,000
51980 - IT Hardware	2,031	-	-	-	-	-
52000 - Ammunition	-	-	216	-	-	-216
52050 - Auto Parts	614	3,592	1,659	1,659	1,659	-
53100 - Natural Gas	18,843	20,328	22,505	18,806	19,370	-3,135
53150 - Electricity	19,765	25,457	27,028	18,877	27,839	811
53200 - Water and Sewer	4,344	4,900	5,244	5,934	6,108	864
52050.LABOR - Auto Parts Labor	-	-	501	-	501	-
51000 - Supplies	486,055	444,129	615,937	598,010	597,363	-18,574
Contractual Services						
61200 - Postage	3,902	2,293	4,050	1,000	1,050	-3,000
61300 - Advertising	287	-	1,000	1,000	1,000	-
61400 - Dues	1,294	507	1,601	800	800	-801
61410 - Tuition	-	3,685	8,001	4,000	5,000	-3,001
62000 - Professional	127,185	114,458	223,035	223,035	223,035	-
63210 - Armored Car Service	4,949	4,949	4,799	3,341	-	-4,799
63400 - Employee Medical	13,224	4,299	3,000	3,000	3,000	-
67320 - Extermination	1,470	963	1,001	1,001	1,001	-
68300 - R & M - Improvements	4,100	-	15,000	10,000	15,000	-
68710 - Auto Repair & Maint	-	-	2,501	2,501	2,501	-
69210 - Rental City Equipment	203,582	217,832	228,724	228,724	235,587	6,863
69300 - Leased Computer Software	1,308	-	-	6,000	-	-
60000 - Contractual Services	361,300	348,986	492,712	484,402	487,974	-4,738
Other Charges						
72000 - Communication	8,212	10,332	10,000	10,332	13,000	3,000
74000 - Printing and Binding	1,831	1,713	1,900	1,900	1,900	-
71100 - Insurance and Bonds	25,801	28,153	40,104	40,104	34,956	-5,148
74100 - Community Outreach	281	1,418	1,500	1,500	1,500	-
75100 - Travel	2,684	2,156	2,511	2,511	2,511	-
75300 - Meals and Local	431	487	501	600	501	-
78210 - Cash Over/Short	-20	-330	-	-	-	-
78230 - Loss on Bad Debt	100	65,078	100	-	-	-100
70000 - Other Charges	39,321	109,008	56,616	56,947	54,368	-2,248
Capital Outlay						
83200 - Improvement	-	-	-	-	-	-
84910 - Other Equipment	-	-	-	-	-	-
80000 - Capital Outlay	-	-	-	-	-	-

City of Amarillo 2024 Department Request by Business Unit

1710 - Animal Management & Welfare



Description	2021 Actual	2022 Actual	2023 Budget	2023 Revised Estimate	2024 Dept Request	Dept Request Variance
Inter Reimbursements						
90140 - Airport	-20,004	-25,000	-25,000	-25,000	-25,000	-
90000 - Inter Reimbursements	-20,004	-25,000	-25,000	-25,000	-25,000	-
1710 - Animal Management & Welfare	3,087,465	3,235,136	4,085,448	3,747,386	4,176,956	91,508
Total Expenditures	3,087,465	3,235,136	4,085,448	3,747,386	4,176,956	91,508

2024-25 Employee Distribution by Position

Entity	1710 - Animal Management & Welfare
Scenario	Dept Req
Year	2024
Currency	USD

Code & Description	Count
TRD175--VETERINARY ASSISTANT	3.0
MGT790--SHELTER MANAGER	1.0
TRD165--RESCUE SPECIALIST	1.0
PRF920--RESCUE MANAGER	1.0
PRF805--OUTREACH MANAGER	1.0
MGT780--FIELD SERVICES MANAGER	1.0
ADM590--DIRECTOR OF AMW	1.0
TRD160--CSR INTAKE SPECIALIST	2.0
MGT775--COMPLIANCE MANAGER	1.0
ADM591--ASSISTANT DIRECTOR OF AM & W	1.0
TRD560--ANIMAL MGMT OFFICER TRAINEE	6.0
TRD593--ANIMAL MANAGEMENT OFFICER II	4.0
TRD592--ANIMAL MANAGEMENT OFFICER I	4.0
MGT590--AMW FIELD SUPERVISOR	1.0
TRD565--ANIMAL CARE WORKER	11.0
MGT120--AFTERNOON SHELTER SUPERVISOR	1.0
HRL125--ANIMAL MANAGEMENT & WELFARE	3.0
TRD215--ADOPTION SPECIALIST	1.0
CLR035--ADOPTION COORDINATOR	1.0
CLR941--ADMINISTRATIVE TECHNICIAN	1.0
CLR415--ADMINISTRATIVE ASSISTANT IV	1.0
CLR080--ADMINISTRATIVE SPECIALIST II	1.0
Total	48.0

New Positions

Code and Description	Count	Pay Grade	Estimated Cost
-----------------------------	--------------	------------------	-----------------------

Eliminations

Code and Description	Count	Pay Grade	Estimated Cost
-----------------------------	--------------	------------------	-----------------------

AMARILLO EMERGENCY COMMUNICATIONS CENTER (1270)

2024/25 Budget

Budget Comparison

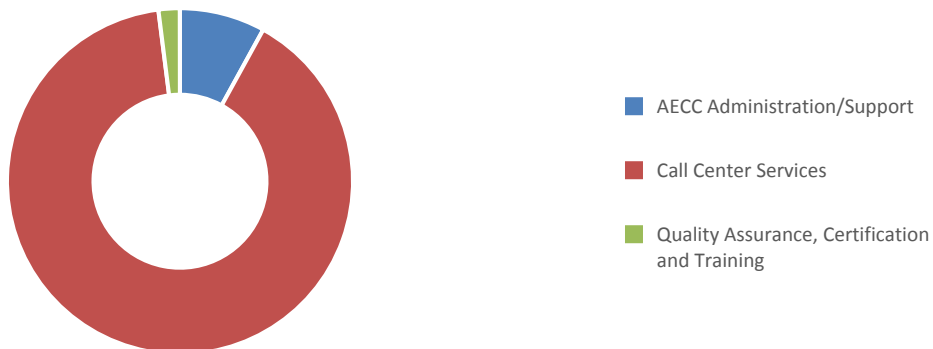
	2022/23 Actual	2023/24 Budget	2023 Revised Estimate	2024/25 Budgeted
Personal Services	\$ 4,716,699	\$ 5,695,295	\$ 5,203,308	\$ 5,387,407
Supplies	80,038	101,281	68,589	101,281
Contractual Services	329,124	337,590	412,862	367,501
Other Charges	270,311	287,129	282,100	310,147
Total Expenses	\$ 5,396,172	\$ 6,421,295	\$ 5,966,859	\$ 6,166,336

Total Departmental Revenues	\$ 1,029,888	\$ 1,124,222	\$ 1,085,700	\$ 1,101,990
------------------------------------	---------------------	---------------------	---------------------	---------------------

Total Covered through General Revenues	\$ 4,366,284	\$ 5,297,073	\$ 4,881,159	\$ 5,064,346
---	---------------------	---------------------	---------------------	---------------------

Approved Positions

	2021/22 Actual	2022/23 Budget	2023/24 Budgeted
Full-time	62.0	66.0	65.0
Part-time	2.0	2.0	2.0
Total	64.0	68.0	67.0



Mission

Provide rapid and accurate responses to emergency requests with professionalism, compassion, and competence; promptly answer, enter and dispatch calls for service; gather and relay information accurately and professionally while processing calls for service.

Goals & Objectives

The Amarillo Emergency Communication Center (AECC) is the answering point for emergency and non-emergency public safety services. AECC provides law enforcement, fire, and medical pre-arrival instructions and responds to animal management issues. AECC prioritizes calls for service and dispatches them to public safety responders. During major events, the Office of Emergency Management (OEM) coordinates mutual aid requests for public safety entities.

The AECC has identified several objectives which will improve its ability to serve the Amarillo community. These goals include working on national standards for employee and agency certifications; taking measures to achieve national accreditation; developing Best Practices for personnel time management programs providing the most efficient use of the workforce; and pursuing industry-related Technology advances in both hardware and software, such as enhanced 9-1-1, text to 9-1-1, next-gen radio/dispatch systems, SPIDR Tech electronic correspondence/surveys for police calls, and improvements in Computer Assisted Dispatch (CAD) software.

The AECC is mandated by the Texas 9-1-1 Emergency Number Act (Chapters 771 & 772, Health & Safety Code) which requires counties and/or municipalities to provide three-digit (911) dialing to provide 911 services.

The Potter-Randall 9-1-1 District provides funding to AECC for various department needs such as training, employee equipment, and state licensing cost in support of their mission to provide an efficient, effective, enhanced 9-1-1 emergency telecommunications system in response to police, fire and medical emergency calls. The 9-1-1 District funding is shown as a revenue source in the AECC budget. The AECC also collects revenue from Amarillo Medical Response (AMR) and Baptist St. Anthony's (BSA) to provide dispatch services for their ambulance services.

Programs of Amarillo Emergency Communications Center

Administration/Support

2024/25 Budget — \$493,307 of Budget

The AECC Administration/Support Program is responsible for the information coordination and management between each public safety department supported within AECC. Specific responsibilities include budgeting, timekeeping and payroll, policies and procedures development, personnel administration, responding to requests for public records, as well as data collection and analysis for all public safety departments supported by the AECC.

AMARILLO EMERGENCY COMMUNICATIONS CENTER (1270)

2024/25 Budget

Call Center Services

2024/25 Budget — \$5,549,702 of Budget

The Call Center Programs mission is fulfilled by state-licensed and nationally credentialed Emergency Communications Specialists (ECS) who deliver rapid and accurate responses to emergency requests to gather and relay information accurately while processing calls for service. Performance measures are based on national standards and best practices. The Potter-Randall 9-1-1 District funds the Emergency Call Tracking Software (ECATS) service that provides call data.

Call Data:

	<i>Performance Measures/Indicators:</i>	2022/23 Actual	2023/24 Estimated	2024/25 Projected
911	Answered	124,315	125,000	126,000
	Abandoned*	12,548	12,500	12,600
	Abandoned %	9.17%	10.0%	10.00%
	Total	136,863	137,500	138,600
10-Digit Emerg	Answered	6,418	6,500	6,500
Administrative	Answered	162,508	170,000	160,000
	Outbound	81,102	82,000	76,000
	Total	243,610	252,000	236,000

*- Abandoned calls are hang-ups

<i>Performance Measures/Indicators:</i>	2022/23 Actual	2023/24 Estimated	2024/25 Projected
Total 911 Calls	136,863	137,500	138,600
% answer time ≤ 10 seconds	84.97%	90.00%	92.00%
% answer time ≤ 15 seconds (NFPA 1221 – 15 second standard)	90.05%	96.00%	98.00%
% answer time ≤ 40 seconds	97.58%	99.75%	99.80%

**Quality Assurance, Certification and Training
2024/25 Budget — \$123,327 of Budget**

This program promotes **Best Practices**, state and national certification, and the pursuit of national accreditation for the AECC. Quality Assurance (QA) is provided through a new program in the fiscal year 2016 which was funded by the 9-1-1 District. Most of the QA is outsourced to an independent, national vendor that provides the ACE Performance Standard reports for Fire and Medical calls. Training is conducted according to the Texas Commission on Law Enforcement (TCOLE) standards which mandate basic qualifying standards for employment and certification courses prior to hands-on training as an Emergency Communications Specialist. Personnel are state-licensed telecommunicators through TCOLE and certified through the International Academy of Emergency Dispatch (IAED) for Emergency Medical Dispatch (EMD), Emergency Fire Dispatch (EFD), and Emergency Police Dispatch (EPD). AECC implemented Emergency Police Dispatch (EPD) in August of 2021. AECC employees earn certifications and continuing education credits from national professional emergency communications organizations such as APCO and National Emergency Number Association (NENA).

Performance Measures/Indicators: ACE Performance Standard Reports

Accreditation Minimums:

- Partial Compliance 10%
- Low Compliance 10%
- Non-Compliance 7%

Medical:

Performance Measures/ Indicators:	2022/23 Actual		2023/24 Estimated		2024/25 Projected	
	Percent	Number of Cases	Percent	Number of Cases	Percent	Number of Cases
High Compliance	42%	396	41%	500	41%	500
Compliant	28%	266	24%	298	24%	298
Partial Compliance	9%	81	9%	116	9%	116
Low Compliance	5%	52	6%	74	6%	74
Non-Compliant	16%	152	20%	240	20%	240
Totals	100	947	100%	1228	100%	1228

Fire:

Performance Measures/ Indicators:	2022/23 Actual		2023/24 Estimated		2024/25 Projected	
	Percent	Number of Cases	Percent	Number of Cases	Percent	Number of Cases
High Compliance	44%	421	47%	560	47%	560
Compliant	29%	280	26%	314	26%	314
Partial Compliance	8%	74	7%	84	7%	84
Low Compliance	6%	58	6%	66	6%	66
Non-Compliant	13%	126	14%	166	14%	166
Totals	100%	959	100%	1190	100%	1190

**AMARILLO EMERGENCY
COMMUNICATIONS CENTER
(1270)**

2024/25 Budget

Police:

<i>Performance Measures/ Indicators:</i>	2022/23 Actual		2023/24 Estimated		2024/25 Projected	
	Percent	Number of Cases	Percent	Number of Cases	Percent	Number of Cases
High Compliance	39%	397	42%	514	42%	514
Compliant	26%	273	28%	338	28%	338
Partial Compliance	10%	105	9%	110	9%	110
Low Compliance	7%	73	5%	58	5%	58
Non-Compliant	18%	183	16%	196	16%	196
Totals	100%	1031	100%	1216	100%	1216

Total AECC Department 2024/25 Budget —\$6,166,336

City of Amarillo 2024 Department Request by Business Unit

1270 - AECC



Description	2021 Actual	2022 Actual	2023 Budget	2023 Revised Estimate	2024 Dept Request	Dept Request Variance
Revenues						
1270 - AECC						
Other Government Revenues						
35510 - AECC - AMR Rate	824,325	743,764	836,024	842,808	855,450	19,426
35520 - AECC - Potter Randall 911	138,259	194,662	184,996	139,980	142,080	(42,916)
35530 - AECC - BSA Participation	93,086	91,462	103,202	102,912	104,460	1,258
35500 - Other Government Revenues	1,055,670	1,029,888	1,124,222	1,085,700	1,101,990	(22,232)
1270 - AECC	1,055,670	1,029,888	1,124,222	1,085,700	1,101,990	(22,232)
Total Revenues	1,055,670	1,029,888	1,124,222	1,085,700	1,101,990	(22,232)
Expenditures						
1270 - AECC						
Personal Services						
41100 - Salaries and Wages	2,295,726	2,610,930	3,842,122	2,878,411	3,555,250	(286,872)
41300 - Incentive	33,802	30,004	48,345	16,422	40,200	(8,145)
41620 - Unscheduled	669,185	864,582	260,001	931,027	260,001	-
41820 - Health Insurance	445,536	469,211	611,172	478,284	611,066	(106)
42300 - State Unemployment	2,846	2,817	6,273	3,412	4,738	(1,535)
42400 - Workers Compensation	7,409	8,396	15,727	15,727	15,727	-
42550 - Communications Allowance	1,203	1,157	1,200	1,155	1,200	-
41900 - Life	1,119	1,030	2,378	1,123	2,542	164
42010 - Social Security - Medicare	41,898	49,140	56,427	53,575	52,151	(4,276)
42020 - Social Security - OASDI	166,132	196,745	222,455	215,246	221,114	(1,341)
42110 - TMRS	349,518	402,758	534,626	522,094	536,387	1,761
42115 - OPEB Funding	67,777	79,930	94,569	86,832	87,031	(7,538)
41000 - Personal Services	4,082,151	4,716,699	5,695,295	5,203,308	5,387,407	(307,888)
Supplies						
51110 - Office Expense	11,956	7,266	10,000	10,000	10,000	-
51115 - Employee Recognition Program	6,912	9,094	10,001	10,001	10,001	-
51125 - Training	23,412	58,418	73,821	40,821	73,821	-
51200 - Operating	931	2,496	1,959	1,950	1,959	-
51300 - Clothing and Linen	1,638	1,629	2,500	2,500	2,500	-
51700 - Education	1,899	818	3,000	3,000	3,000	-
51950 - Minor Office Equipment	121	317	-	317	-	-
51000 - Supplies	46,868	80,038	101,281	68,589	101,281	-
Contractual Services						
61200 - Postage	(792)	87	100	100	100	-
61400 - Dues	550	1,325	3,135	3,135	3,135	-
61410 - Tuition	-	-	10,500	4,000	10,500	-
62000 - Professional	46,637	95,118	60,089	110,000	90,000	29,911
63400 - Employee Medical	1,726	2,272	3,126	3,126	3,126	-
68610 - Office Equipment	3,330	4,310	4,935	4,500	4,935	-
68680 - Other Equipment	4,326	404	5,704	5,000	5,704	-
69300 - Leased Computer Software	223,289	225,608	250,001	283,001	250,001	-
60000 - Contractual Services	279,066	329,124	337,590	412,862	367,501	29,911
Other Charges						
72000 - Communication	32	17	-	17	-	-

City of Amarillo 2024 Department Request by Business Unit

1270 - AECC



Description	2021 Actual	2022 Actual	2023 Budget	2023 Revised Estimate	2024 Dept Request	Dept Request Variance
71100 - Insurance and Bonds	63,198	51,377	50,352	50,352	54,893	4,541
75100 - Travel	12,921	16,580	24,252	24,252	34,252	10,000
75200 - Mileage	-	-	600	600	600	-
77610 - Information Technology - City	188,629	201,833	211,925	206,879	220,402	8,477
70000 - Other Charges	264,780	269,807	287,129	282,100	310,147	23,018
1270 - AECC	4,672,865	5,395,669	6,421,295	5,966,859	6,166,336	(254,959)
Total Expenditures	4,672,865	5,395,669	6,421,295	5,966,859	6,166,336	(254,959)

2024-25 Employee Distribution by Position

Entity	1270 - AECC
Scenario	Dept Req
Year	2024
Currency	USD

Code & Description	Count
MGT043--TRAINING/QA SUPERVISOR	1.0
MGT044--SENIOR TELECOMMS SUPERVISOR	4.0
MGT046--TELECOMMS SHIFT SUPERVISOR	6.0
CLR770--EMERGENCY COMM SPECIALIST	50.0
HRL770--EMERGENCY COMMS SPECIALIST-HRL	2.0
MGT115--EMERGENCY COMMS MGMT COORD	1.0
Total	64.0

New Positions

Code and Description	Count	Pay Grade	Estimated Cost
-----------------------------	--------------	------------------	-----------------------

Eliminations

Code and Description	Count	Pay Grade	Estimated Cost
-----------------------------	--------------	------------------	-----------------------

EMERGENCY MANAGEMENT (1232, 2400, 2430, 26710)

2024/25 Budget

Budget Comparison

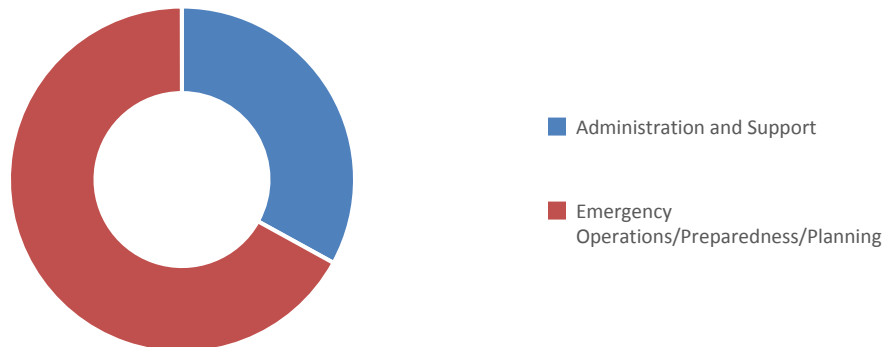
	2022/23 Actual	2023/24 Budget	2023 Revised Estimate	2024/25 Budgeted
Personal Services	\$ 461,250	\$ 708,066	\$ 634,587	\$ 1,088,669
Supplies	28,633	56,041	61,281	135,713
Contractual Services	108,385	177,371	172,468	185,987
Other Charges	176,450	174,054	185,246	208,220
Capital Outlay	-	194,000	-	-
Total Expenses	\$ 774,719	\$ 1,309,532	\$ 1,053,582	\$ 1,618,589

Total Departmental Revenues	\$ 630,756	\$ 999,729	\$ 657,992	\$ 1,099,729
------------------------------------	-------------------	-------------------	-------------------	---------------------

Total Covered through General Revenues	\$ 344,288	\$ 702,628	\$ 623,151	\$ 911,685
---	-------------------	-------------------	-------------------	-------------------

Approved Positions

	2022/23 Actual	2023/24 Budget	2024/25 Budgeted
Full-time	4.5	6.5	7.5
Part-time	-	-	-
Total	4.5	6.5	7.5



Mission

Administer and direct a comprehensive inter-jurisdictional emergency management program to address the mitigation, prevention, preparedness, response, and recovery of all hazards that could impact the City of Amarillo, the City of Canyon, and Potter and Randall counties.

Goals & Objectives

The OEM employs an integrated approach for local government (cities and counties) that includes key stakeholders to ensure readiness to protect citizens from potential disasters.

The OEM is also contracted to provide emergency management services to the City of Canyon along with Potter and Randall counties. This partnership provides for the improved integration of the emergency management program across jurisdictional boundaries.

The emergency management program is committed to serving the public to strengthen and enhance Public Safety using industry best practices and tools while maintaining compliance with federal and state regulatory and administrative requirements.

In addition, the OEM administers the City’s participation in the State Homeland Security and Agreement-In-Principle grants to enhance the capabilities of emergency response agencies to respond to specialized hazards locally and any that could impact the community or region.

Programs of the Office of Emergency Management

Administration/Support.

2024/25 Budget — \$534,134 of Budget

This program provides administration and support for day-to-day operations and project management for the department and manages Homeland Security and Agreement-In-Principle programs.

1. Provides administration and support of department funds and community investment projects;
2. Administers participation by Potter and Randall counties and the Cities of Amarillo and Canyon in the inter-jurisdictional emergency management program;
3. Administers the City’s participation in the Pantex Plant Agreement-In-Principle (AIP) grant program, State Homeland Security Program (SHSP) grants, and other homeland security and emergency management-related grants; and
4. Supports City priorities and initiatives as requested by management.

<i>Performance Measures/Indicators:</i>	2022/23 Actual	2022/23 Estimated	2023/2024 Projected
Grant funding administered (SHSP & AIP)	\$620,410	\$786,011	\$800,000

EMERGENCY MANAGEMENT (1232, 2400, 2430, 26710)

2024/25 Budget

Emergency Operations, Preparedness, and Planning Program

2024/25 Budget — \$1,084,455 of Budget

The operations portion of the program provides for the policy direction, coordination, and support of emergency response and recovery to all hazards (natural, technological, and, man-made) that could impact the Texas Panhandle region.

- Maintains availability of an OEM Duty Officer to maintain situational awareness and initiate emergency response to potential or actual threats;
- Provides information to enhance situational awareness for emergency response agencies, city and county supporting agencies, key stakeholders, and partners;
- Coordinates mechanisms to provide notifications to responders and warnings to the public;
- Coordinates community response through the activation of the Emergency Operations Plan; and
- Facilitates the recovery process from disasters that impact the community.

<i>Performance Measures/Indicators:</i>	2022/23 Actual	2023/24 Estimated	2024/25 Projected
Natural hazards operations	28	38	45
Technological/man-made hazards operations	71	75	80
Major incident response operations	8	10	20
Planned Events (New for FY 2023)		5	20
EOC Activations (New for FY2023)		34	45

The planning and preparedness portion of the program is to save lives and reduce disaster damage, identifying critical resources and developing the necessary agreements among responding agencies, both within the jurisdiction and with other jurisdictions and entities. This program is a continuous cycle of planning, organizing, equipping, training, and exercising to ensure effective coordination during incident response and recovery.

- Develops and maintains the Community Hazard Analysis, Mitigation Action Plan, Emergency Operations Plan and implementing procedures, and Community Mass Casualty and Mass Fatality Incident Plans; assists with local government Continuity of Operations Planning,
- Develops and maintains emergency operations facilities and tools to ensure a coordinated response to all hazards, incorporating redundant capabilities.
- Develop and maintains a community outdoor warning system and other warning systems.
- Facilitates an Emergency Management Team to respond to and recover from all-hazards.
- Coordinates the integration of the emergency management program with government entities at all levels, volunteer/faith-based organizations, and key stakeholders.
- Conducts emergency management training, drills, and exercises to promote and enhance whole community emergency preparedness.
- Administers the requirements of the National Incident Management System (NIMS);
- Administers the requirements of the Emergency Planning & Community Right-to-Know Act (EPCRA) and assists with City compliance with the Risk Management Program (RMP); and
- Conducts emergency public information activities to promote and enhance citizen and visitor emergency preparedness.
- Provides Emergency Preparedness and Incident Command System Training Programs for both Community members and City Personnel

City of Amarillo 2024 Department Request by Business Unit

1232 - Emergency Management Services



Description	2021 Actual	2022 Actual	2023 Budget	2023 Revised Estimate	2024 Dept Request	Dept Request Variance
Revenues						
1232 - Emergency Management Services						
Other Governmental Revenues						
32860 - County Emrg Mgmt Participation	294,437	430,431	606,904	430,431	706,904	100,000
32800 - Other Governmental Revenues	294,437	430,431	606,904	430,431	706,904	100,000
<hr/>						
1232 - Emergency Management Services	294,437	430,431	606,904	430,431	706,904	100,000
Total Revenues	294,437	430,431	606,904	430,431	706,904	100,000
Expenditures						
1232 - Emergency Management Services						
Personal Services						
41100 - Salaries and Wages	221,580	244,420	389,599	346,663	684,717	295,118
41300 - Incentive	-	54	-	-	-	-
41620 - Unscheduled	-	5,820	-	484	-	-
41820 - Health Insurance	40,664	49,263	80,034	60,208	85,878	5,844
42300 - State Unemployment	185	244	700	439	775	75
42400 - Workers Compensation	995	1,089	4,989	4,989	4,989	-
42510 - Car Allowance	7,219	7,367	-	9,295	10,000	10,000
42540 - Tool Allowance	305	394	450	433	450	-
42550 - Communications Allowance	3,295	3,417	4,200	3,701	4,800	600
41900 - Life	91	99	266	128	348	82
42010 - Social Security - Medicare	3,214	3,623	5,846	5,020	10,177	4,331
42020 - Social Security - OASDI	13,743	15,493	25,001	21,466	43,520	18,519
42110 - TMRS	27,776	30,984	60,086	50,920	105,577	45,491
42115 - OPEB Funding	5,647	6,354	9,800	8,749	17,058	7,258
41000 - Personal Services	324,715	368,623	580,971	512,495	968,905	387,934
Supplies						
51110 - Office Expense	2,002	2,930	7,000	3,500	7,000	-
51200 - Operating	11,270	7,686	18,500	43,500	43,500	25,000
51300 - Clothing and Linen	704	1,414	1,000	2,000	2,000	1,000
51700 - Education	3,270	-	3,000	2,000	3,000	-
53150 - Electricity	14,156	14,937	17,041	8,614	17,552	511
55220 - Grant Expense	-	-	-	-	-	-
51000 - Supplies	31,402	26,966	46,541	59,614	73,052	26,511
Contractual Services						
61200 - Postage	-	9	51	9	51	-
61400 - Dues	1,097	897	1,800	2,800	2,400	600
61410 - Tuition	1,200	2,400	2,800	2,600	3,800	1,000
68300 - R & M - Improvements	9,741	20,428	25,000	31,000	25,000	-
68660 - Audio/Video Equipment	1,950	2,167	2,300	2,451	2,300	-
69210 - Rental City Equipment	17,478	19,555	47,929	47,929	48,545	616
69300 - Leased Computer Software	29,952	23,631	33,900	36,900	40,300	6,400
60000 - Contractual Services	61,417	69,088	113,780	123,689	122,396	8,616

**City of Amarillo 2024 Department Request by
Business Unit
1232 - Emergency Management Services**



Description	2021 Actual	2022 Actual	2023 Budget	2023 Revised Estimate	2024 Dept Request	Dept Request Variance
Other Charges						
72000 - Communication	-	150	-	-	-	-
74000 - Printing and Binding	51	437	1,850	1,850	1,850	-
71100 - Insurance and Bonds	7,781	8,343	8,829	8,829	20,315	11,486
75100 - Travel	4,455	9,517	12,000	18,000	18,000	6,000
75200 - Mileage	314	65	250	250	250	-
75300 - Meals and Local	1,669	1,712	2,800	3,800	3,800	1,000
77450 - Administrative Other	30,653	62,622	47,371	68,000	56,368	8,997
77610 - Information Technology - City	50,675	59,845	62,837	61,341	65,350	2,513
70000 - Other Charges	95,598	142,692	135,937	162,070	165,933	29,996
Capital Outlay						
84100 - Auto-Rolling Stock & Equip	-	-	144,000	-	-	-144,000
80000 - Capital Outlay	-	-	144,000	-	-	-144,000
1232 - Emergency Management Services	513,132	607,369	1,021,229	857,868	1,330,286	309,057
Total Expenditures	513,132	607,369	1,021,229	857,868	1,330,286	309,057

2024-25 Employee Distribution by Position

Entity	1232 - Office of Emergency Management
Scenario	Dept Req
Year	2024
Currency	USD

Code and Description	Count
ADM051--ASST EMERGENCY MGMT COORD	1.0
PRF903--EMERGENCY MANAGEMENT PLANNER	1.0
ADM050--EMERGENCY MANAGEMENT COORDINATOR	1.0
CLR630--OFFICE MANAGER	1.0
TEC901--OEM SIREN TECHNICIAN	0.5
MGT123--OEM OPERATIONS MANAGER	1.0
PRF055--TECHNICAL HAZARDS COORDINATOR	1.0
Totals	6.5

New Positions

Code and Description	Count	Pay Grade	Estimated Cost
INTELLIGENCE LIAISON	1.0		\$150,000

Eliminations

Code and Description	Count	Pay Grade	Estimated Cost
-----------------------------	--------------	------------------	-----------------------

City of Amarillo 2024 Department Request by Business Unit

24380 - Homeland Security Grant



Description	2021 Actual	2022 Actual	2023 Budget	2023 Revised Estimate	2024 Dept Request	Dept Request Variance
Revenues						
24300 - Homeland Security Grant						
Other Government Revenues						
35610 - Grant In Aid – Federal	-	-	104,522	-	104,522	-
35500 - Other Government Revenues	-	-	104,522	-	104,522	-
24300 - Homeland Security Grant	-	-	104,522	-	104,522	-
Total Revenues	-	-	104,522	-	104,522	-
Expenditures						
24300 - Homeland Security Grant						
Contractual Services						
62000 - Professional	-	-	104,522	-	104,522	-
60000 - Contractual Services	-	-	104,522	-	104,522	-
24300 - Homeland Security Grant	-	-	104,522	-	104,522	-
Total Expenditures	-	-	104,522	-	104,522	-

City of Amarillo 2024 Department Request by Business Unit

24395 - CJD- Regional Real Time Crime



Description	2021 Actual	2022 Actual	2023 Budget	2023 Revised Estimate	2024 Dept Request	Dept Request Variance
Revenues						
24300 - Homeland Security Grant						
Other Government Revenues						
35610 - Grant In Aid – Federal	87,402	17,598	-	17,598	-	-
35500 - Other Government Revenues	87,402	17,598	-	17,598	-	-
Operating Transfers In						
39110 - Tsf In fr General Fund	-	7,136	-	7,136	-	-
39100 - Operating Transfers In	-	7,136	-	7,136	-	-
24300 - Homeland Security Grant	87,402	24,734	-	24,734	-	-
Total Revenues	87,402	24,734	-	24,734	-	-
Expenditures						
24300 - Homeland Security Grant						
Contractual Services						
68660 - Audio/Video Equipment	37,125	-	-	-	-	-
69300 - Leased Computer Software	50,277	24,734	-	24,734	-	-
60000 - Contractual Services	87,402	24,734	-	24,734	-	-
24300 - Homeland Security Grant	87,402	24,734	-	24,734	-	-
Total Expenditures	87,402	24,734	-	24,734	-	-

City of Amarillo 2024 Department Request by Business Unit

26710 - AIP Pantex Project Fund



Description	2021 Actual	2022 Actual	2023 Budget	2023 Revised Estimate	2024 Dept Request	Dept Request Variance
Revenues						
26710 - AIP Pantex Project Fund						
Other Government Revenues						
35610 - Grant In Aid – Federal	177,788	168,478	278,303	195,714	278,303	-
35500 - Other Government Revenues	177,788	168,478	278,303	195,714	278,303	-
Operating Transfers In						
39110 - Tsf In fr General Fund	-	-	10,000	-	10,000	-
39100 - Operating Transfers In	-	-	10,000	-	10,000	-
26710 - AIP Pantex Project Fund	177,788	168,478	288,303	195,714	288,303	-
Total Revenues	177,788	168,478	288,303	195,714	288,303	-

Expenditures

1232 - Emergency Management Services

Personal Services

41100 - Salaries and Wages	77,232	61,213	84,227	79,212	83,067	(1,160)
41500 - PFP	-	-	(778)	-	(778)	-
41300 - Incentive	-	85	-	-	-	-
41820 - Health Insurance	16,480	13,167	17,970	17,295	17,970	-
42300 - State Unemployment	72	87	111	80	111	-
42400 - Workers Compensation	272	212	1,097	1,097	1,097	-
42510 - Car Allowance	2,819	2,183	-	2,888	(3,000)	(3,000)
42540 - Tool Allowance	451	313	450	433	450	-
42550 - Communications Allowance	1,729	1,251	1,800	1,155	-	(1,800)
41900 - Life	37	29	62	37	62	-
42010 - Social Security - Medicare	1,149	909	1,286	1,168	1,199	(87)
42020 - Social Security - OASDI	4,808	3,888	5,499	4,993	5,130	(369)
42110 - TMRS	9,816	7,708	13,216	11,706	12,445	(771)
42115 - OPEB Funding	2,041	1,581	2,155	2,028	2,011	(144)
42120 - FRRF Total	369	-	-	-	-	-
41620 - Unscheduled	1,772	-	-	-	-	-
41000 - Personal Services	119,047	92,627	127,095	122,092	119,764	(7,331)

Supplies

51200 - Operating	2,939	1,667	9,500	1,667	62,661	53,161
51700 - Education	100	-	-	-	-	-
51950 - Minor Office Equipment	-	-	-	-	-	-
51000 - Supplies	3,039	1,667	9,500	1,667	62,661	53,161

Contractual Services

61200 - Postage	2,221	2,362	3,639	1,061	3,639	-
61400 - Dues	295	349	550	349	550	-
68300 - R & M - Improvements	-	3,346	6,889	3,346	6,889	-
68680 - Other Equipment	-	-	4,639	-	4,639	-
68900 - Repair & Maint Other	995	804	2,139	804	2,139	-
69210 - Rental City Equipment	-	-	10,782	10,782	10,782	-
69300 - Leased Computer Software	26,917	32,437	34,953	32,437	34,953	-
60000 - Contractual Services	30,428	39,298	63,591	48,779	63,591	-

Other Charges

**City of Amarillo 2024 Department Request by
Business Unit
26710 - AIP Pantex Project Fund**



Description	2021 Actual	2022 Actual	2023 Budget	2023 Revised Estimate	2024 Dept Request	Dept Request Variance
74000 - Printing and Binding	9,368	9,761	14,000	4,761	14,000	-
71100 - Insurance and Bonds	565	582	-	-	639	639
75100 - Travel	4,103	8,039	12,000	3,039	12,000	-
77450 - Administrative Other	11,238	15,376	12,117	15,376	15,648	3,531
77610 - Information Technology - City	-	-	-	-	-	-
70000 - Other Charges	25,274	33,758	38,117	23,176	42,287	4,170
Capital Outlay						
84100 - Auto-Rolling Stock & Equ	-	-	50,000	-	-	-50,000
84910 - Other Equipment	-	-	-	-	-	-
80000 - Capital Outlay	-	-	50,000	-	-	-50,000
Operating Transfers						
92125 - Municipal Garage	-	-	-	-	-	-
92000 - Operating Transfers	-	-	-	-	-	-
26710 - AIP Pantex Project Fund	177,788	167,350	288,303	195,714	288,303	-
Total Expenditures	177,788	167,350	288,303	195,714	288,303	-

2024-25 Employee Distribution by Position

Entity	26710 - AIP Pantex Project Fund
Scenario	Dept Req
Year	2024
Currency	USD

Code and Description	Count
PRF058--AIP PLANNER	1.0
TEC901--OEM SIREN TECHNICIAN	0.5
Totals	1.5

New Positions

Code and Description	Count	Pay Grade	Estimated Cost
-----------------------------	--------------	------------------	-----------------------

Eliminations

Code and Description	Count	Pay Grade	Estimated Cost
-----------------------------	--------------	------------------	-----------------------

Budget Comparison

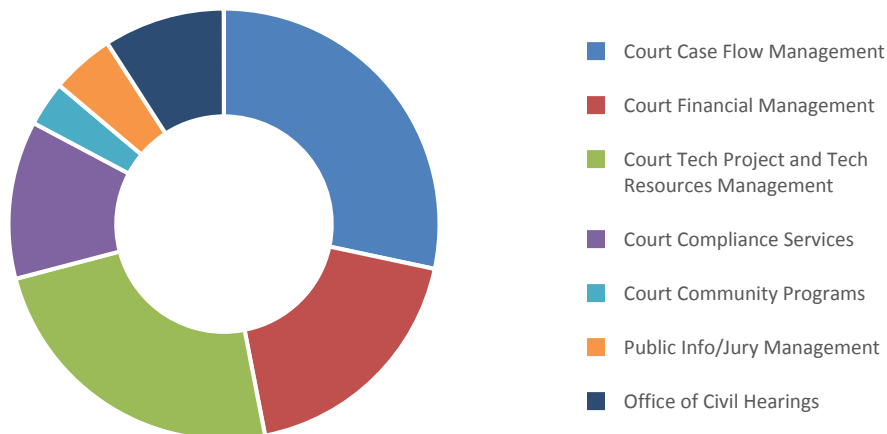
	2022/23 Actual	2023/24 Budget	2023 Revised Estimate	2024/25 Budgeted
Personal Services	\$ 1,124,593	\$ 1,526,429	\$ 1,213,283	\$ 1,374,548
Supplies	26,748	43,042	40,666	42,984
Contractual Services	193,279	218,597	200,246	206,329
Other Charges	24,287	29,268	24,910	31,411
Total Expenses	\$ 1,368,906	\$ 1,817,336	\$ 1,479,105	\$ 1,655,272

Total Departmental Revenues	\$ 3,466,109	\$ 3,561,088	\$ 3,780,239	\$ 3,628,106
------------------------------------	---------------------	---------------------	---------------------	---------------------

Total Covered through General Revenues	\$ (1,912,657)	\$ (1,367,518)	\$ (2,301,134)	\$ (1,972,834)
---	-----------------------	-----------------------	-----------------------	-----------------------

Approved Positions

	2022/23 Actual	2023/24 Budget	2024/25 Budgeted
Full-time	21.0	21.0	21.0
Part-time	2.0	2.0	2.0
Total	23.0	23.0	23.0



Mission

Efficiently process and administer all matters coming into and before the Municipal Court. The Municipal Court strives to promote a high level of public confidence, accessibility, and a sense of fairness through efficient and courteous public service.

Goals & Priorities

Municipal Court integrates best practices and court-specific training in the department's public service role. The Court aligns to the council pillars of Public Safety, Communication, and Technology and Innovation. Municipal Court does this by 1) working with Public Safety and other departments to increase technology-based organizational integration (i.e.: Amarillo Police Department, Animal Management, Amarillo Emergency Communications Center, Legal, and IT), 2) aligning strategic priorities to ensure the accessibility of information, online services to the public and 3) use of the Court's case management software to send text messages and easily create lists to email the court defendants to help ensure compliance with judicial orders on their cases.

In adhering to state statute and best practices in case management, Court-ordered compliance and alternative sentencing play a role in the Court's processes and policy. The Court provides commitment diversions, indigence hearings, community service management, and mental health services as well as collaborating closely with community partners in the delivery of diversion programs. During the 2023 Texas legislative session, the creation of a youth diversion program became a requirement for municipal courts.

The Court supports staff growth through ongoing professional development opportunities. Court Clerk Certification is offered to staff who have been employed at the court for at least one year and who request to participate. Court staff are also able to take part in in-person and virtual training to increase court-related knowledge given by the Texas Municipal Courts Education Center (TMCEC) and Texas Court Clerks Association (TCCA). Membership to TCCA offers discounted court clerk training and court clerk certification testing. Staff are also provided with intradepartmental and city-sponsored training opportunities. Court Clerk Certification is required for four positions within the Court, with eight additional staff members currently participating.

The Court continuously analyzes data evaluating the processes and strategies being used and implemented to ensure that the public is receiving the highest level of service while adhering to judicial orders and legal requirements.

Programs of Municipal Court

Case Flow Management

2024/25 Budget — \$446,923 of Budget

To facilitate the timely administration of Justice, the Court electronically processes filed cases. Staff evaluate and analyze automated and user processes being used or added to the records management to create efficiencies for all court participants.

The Court provides clerical support for both criminal and civil dockets, including in-person, virtual, and jail arraignment settings. Jail arraignment dockets are scheduled six days a week. The Court provides clerical support by processing documents needed before, during, and after dockets; updating case records when defendant correspondence is or is not received; recording of judicial decisions; and processing arrest warrants. The Court also provides critical, direct support of core jail services under an inter-local contractual agreement with the Randall County Jail.

<i>Performance Measures/Indicators:</i>	2022/23 Actual	2023/24 Estimated	2024/25 Projected
Timely setting of court hearings	45 days	45 days	45 days
New cases filed	26,687	26,764	26,898
Cases placed on hearing/trial dockets	10,563	11,806	12,220
# Of cases seen in jail arraignments	5,906	6,226	6,475
Cases needing interpreter services	186	216	212

Financial Management

2024/25 Budget — \$297,949 of Budget

The Court processes payments for Class ‘C’ cases and civil offenses filed at the court, any posted cash bonds, and court-ordered refunds. Court staff balances cash drawers and apply all monies in accordance with state law and City policy.

<i>Performance Measures/Indicators:</i>	2022/23 Actual	2023/24 Estimated	2024/25 Projected
Administrative accuracy of transactions	99%	99%	99%
Transactions processed at cashier windows	19,995	21,350	21,564

Technology Project and Technology Resources Management

2024/25 Budget — \$480,029 of Budget

This program manages the successful and effective use of technology to support the delivery of court services to both internal and external users. Municipal Court maintains an electronic court records management system, which enables the electronic routing of court cases, documents, electronically captured signatures, fingerprints, and photos, as well as allows the download of external documents into the system, including e-tickets, DCS certificates, Texas driver’s license records, insurance, driver’s license copies, deferred disposition agreements, and case related payments.

The Court will continue to increase the availability of court services online and public access to all Court policies and procedures through an internally designed web page managed by Court staff. Court staff, with the help of internal Information Technology staff, have added forms required either by statute or by the Presiding Judge to the website that can be completed and submitted to the court electronically. To ensure accessibility and ease in submission of required written communications the court has group email accounts. The court notifies court

defendants of case filings, payments due, required dockets, and other case requirements with text messages and emails to help ensure compliance with judicial orders.

To ensure accessibility for all court defendants the Court offers virtual dockets and is continuing to contact court users through text message notifications that include hyperlinks that make it possible for citizens to access the Court from their cell phone. The texting capability is customized to address any special campaigns or settings that the Court wants the citizen to be notified of immediately. The Court uses many modules within the case management software to ensure that all efficiencies provided are incorporated into daily processes.

<i>Performance Measures/Indicators:</i>	2022/23 Actual	2023/24 Estimated	2024/25 Projected
Electronic citation filings	91%	89%	90%
Online transactions	16,359	18,414	17,309
Defendants Seen in Virtual Dockets	3,030	3,002	2,972
# Of Text Message Reminders Sent	44,291	49,442	51,914

Compliance Services

2024/25 Budget — \$182,080 of Budget

Compliance Services ensure that defendants are in compliance with Court obligations and are obtained in accordance with guidelines set by Judicial Orders and best practices. This program provides citizens with a fair, impartial, and individual review of their financial information through face-to-face interviews. Compliance clerks review applications and interview defendants, track compliance, telephone contacts on delinquent accounts, and identify and update cases for Judges’ review.

<i>Performance Measures/Indicators:</i>	2022/23 Actual	2023/24 Estimated	2024/25 Projected
Cases Court ordered to compliance department	11,309	12,796	12,860

Community Programs

2024/25 Budget — \$49,658 of Budget

The mission of the Court Community Programs Department (CCPD) is to provide effective and relevant alternative sentencing options to assist offenders with violation resolution, accountability, and services as needed; to establish partnerships and relationships with area agencies, organizations, and programs for the betterment of the community; and to provide education for the safety of all citizens. The Court continues to aid with issues at specific dockets. The Court’s program will include the required Juvenile Diversion Program starting in January 2025.

<i>Performance Measures/Indicators:</i>	2022/23 Actual	2023/24 Estimated	2024/25 Projected
Cases allowed community service	1,313	1,608	1,592

**Public Information/Jury Management
2024/25 Budget — \$82,764 of Budget**

This program provides easily accessible information to citizens regarding options on how to manage citations, processes document filings appropriately, answer phones to assist citizens, manages public information requests, process written and email correspondence, and provides public access to court policy and procedures. This program works closely with both the public and the judges to assure that juror information is ready for Jury trial dockets.

<i>Performance Measures/Indicators:</i>	2022/23 Actual	2023/24 Estimated	2024/25 Projected
# Of email and written correspondence received/sent	41,001	45,732	45,961
Hearing notices processed	25,861	28,104	28,666
Jury summons sent	3,801	3,000	3,150
Jurors appearing for trials	957	632	664

**Office of Civil Hearings
2024/25 Budget — \$115,869 of Budget**

The Office of Civil Hearings oversees the operational needs regarding cases that include, but are not limited to, parking violations, vehicle immobilizations/towing, social hosting, and illegal dumping ordinances. The department’s focus is to provide all the necessary administrative tools to assure that the public has an easily accessible and transparent litigation process that expedites the fair resolution of civil cases filed at the Municipal Court. These tools include the use of technology and both contract and case flow management. The program manager coordinates with Municipal Court, Public Works, City Marshal, and the Police Department on any potential issues, both physical and/or administrative.

<i>Performance Measures/Indicators:</i>	2022/23 Actual	2023/24 Estimated	2024/25 Projected
Number of Civil Cases filed	942	346	346

Total Municipal Court Department 2024/25 Budget —\$1,655,272

City of Amarillo 2024 Department Request by Business Unit

1305 - Municipal Court



Description	2021 Actual	2022 Actual	2023 Budget	2023 Revised Estimate	2024 Dept Request	Dept Request Variance
Revenues						
1305 - Municipal Court						
Public Safety and Health						
33330 - Warrant Fees	274,513	285,749	265,400	357,706	328,774	63,374
33335 - Preparation Appeal Fee	27	-	-	-	-	-
33360 - DSC Admin Fee	13,273	10,890	10,400	14,011	17,853	7,453
33300 - Public Safety and Health	287,813	296,639	275,800	371,717	346,627	70,827
Fines and Forfeitures						
35105 - Admin Fee--Defensive Dr	1,850	1,770	1,900	3,870	3,870	1,970
35110 - Traffic Fines	2,300,427	2,278,588	2,313,600	2,344,293	2,344,293	30,693
35115 - Other Traffic Court Cos	32,605	31,228	33,300	30,495	30,495	-2,805
35120 - Misdemeanor Fees	233,521	200,782	207,400	205,409	205,409	-1,991
35130 - Parking Fines	1,210	-	-	-	-	-
35135 - Violation City Ordinanc	79,606	81,805	87,200	103,677	103,677	16,477
35140 - Court Technology Fee	-791	-	-	-	-	-
35142 - Local Truancy Prevention	89,973	88,956	89,500	90,651	90,651	1,151
35144 - Municipal Jury Fund	1,800	1,784	1,800	1,820	1,820	20
35145 - Misdemeanor Probation R	5	98	-	-	-	-
35146 - Traffic Probation	-	-	-	-	-	-
35175 - Judicial Fund Local	2,986	1,424	1,900	802	802	-1,098
35210 - Bond Forfeitures	5,756	963	1,888	4,476	4,476	2,588
35220 - Expunction Fees	105	-	-	105	-	-
35000 - Fines and Forfeitures	2,749,051	2,687,398	2,738,488	2,785,598	2,785,493	47,005
Administrative Charges						
37240 - State Court Cost	151,047	111,538	146,400	125,574	146,400	-
37245 - Court Cost-Arrest Fees	94,832	91,557	95,200	94,596	95,200	-
37246 - Dismissal Fee-Drivers Li	9,880	10,300	8,500	13,400	8,500	-
37247 - Municipal Court Time Pmt Fee	78,810	78,236	70,900	85,763	70,900	-
37248 - Judicial Admin Efficiency	1,279	773	800	1,392	800	-
37199 - Administrative Charges	335,848	292,404	321,800	320,725	321,800	-
Miscellaneous Revenue						
37140 - Returned Check Fees	-	5	-	-	-	-
37141 - Merchant Service Fees	-55,309	-61,605	-56,900	69,197	-56,900	-
37410 - Miscellaneous Revenue	10,816	66,722	23,200	96,787	96,786	73,586
37400 - Miscellaneous Revenue	-44,493	5,122	-33,700	165,984	39,886	73,586
1305 - Municipal Court	3,328,220	3,281,563	3,302,388	3,644,024	3,493,806	191,418
Total Revenues	3,328,220	3,281,563	3,302,388	3,644,024	3,493,806	191,418

Expenditures

1305 - Municipal Court

Personal Services

41100 - Salaries and Wages	643,949	741,881	943,895	776,864	856,730	-87,165
41300 - Incentive	4,807	5,611	8,275	5,729	7,200	-1,075
41620 - Unscheduled	25,399	20,550	18,000	6,722	18,000	-
41820 - Health Insurance	155,728	177,255	205,128	163,564	183,648	-21,480
42300 - State Unemployment	939	1,021	1,902	1,205	1,540	-362
42400 - Workers Compensation	2,068	3,309	3,430	3,430	3,430	-

City of Amarillo 2024 Department Request by Business Unit

1305 - Municipal Court



Description	2021 Actual	2022 Actual	2023 Budget	2023 Revised Estimate	2024 Dept Request	Dept Request Variance
42550 - Communications Allowance	1,192	1,157	1,200	1,155	1,200	-
41900 - Life	410	416	820	416	738	-82
42010 - Social Security - Medicare	9,297	10,664	13,822	10,923	12,519	-1,303
42020 - Social Security - OASDI	38,018	43,149	57,110	44,745	52,034	-5,076
42110 - TMRS	80,650	90,809	137,255	110,536	126,224	-11,031
42115 - OPEB Funding	15,998	18,084	22,807	18,589	20,605	-2,202
41000 - Personal Services	978,455	1,113,905	1,413,644	1,143,878	1,283,868	-129,776
Supplies						
51110 - Office Expense	30,762	25,021	40,001	40,001	40,000	-1
51200 - Operating	-	1,056	436	-	-	-436
51350 - Chemical and Medical	67	-	395	-	234	-161
51700 - Education	293	670	510	665	1,000	490
55100 - Publications	146	-	500	-	500	-
51000 - Supplies	31,267	26,748	41,842	40,666	41,734	-108
Contractual Services						
61200 - Postage	39,559	31,213	48,501	45,755	46,501	-2,000
61400 - Dues	-	100	100	185	315	215
61410 - Tuition	-	-	-	-	-	-
62000 - Professional	5,898	13,768	11,000	10,505	12,355	1,355
63210 - Armored Car Service	2,475	2,475	2,394	1,454	-	-2,394
67320 - Extermination	-	-	407	-	-	-407
68610 - Office Equipment	-	-	-	-	-	-
60000 - Contractual Services	47,932	47,555	62,402	57,899	59,171	-3,231
Other Charges						
72000 - Communication	-	-	-	-	-	-
74000 - Printing and Binding	-	-	-	-	-	-
71100 - Insurance and Bonds	10,169	10,473	9,993	9,993	10,870	877
71250 - Paid Claims	-	-	123	-	123	-
75100 - Travel	5,057	9,191	9,500	9,061	10,500	1,000
75200 - Mileage	-	-	-	-	-	-
77100 - Court Costs	2,124	4,716	8,000	4,680	8,000	-
78210 - Cash Over/Short	-445	-1,839	268	-	-	-268
78230 - Loss on Bad Debt	-	-	208	-	-	-208
70000 - Other Charges	16,905	22,541	28,092	23,734	29,493	1,401
1305 - Municipal Court	1,074,559	1,210,749	1,545,980	1,266,177	1,414,266	-131,714
Total Expenditures	1,074,559	1,210,749	1,545,980	1,266,177	1,414,266	-131,714

2024-25 Employee Distribution by Position

Entity	1305 - Municipal Court
Scenario	Dept Req
Year	2024
Currency	USD

Code & Description	Count
CLR416--DEPUTY COURT CLERK II	5.0
CLR411--DEPUTY COURT CLERK I	4.0
CLR085--EXECUTIVE ASSISTANT	1.0
MGT117--OPERATIONS MANAGER	1.0
HRL145--COLLECTIONS CLERK	1.0
CLR131--DEPUTY COURT CLERK SUPERVISOR	4.0
ADM112--ASST DIR. OF COURT SERVICES	1.0
ADM111--DIRECTOR OF COURT SERVICES	1.0
HRL111--DATA ENTRY OPERATOR	2.0
CLR118--COURT PROGRAM COORDINATOR	1.0
Total	21.0

New Positions

Code and Description	Count	Pay Grade	Estimated Cost
-----------------------------	--------------	------------------	-----------------------

Eliminations

Code and Description	Count	Pay Grade	Estimated Cost
-----------------------------	--------------	------------------	-----------------------

City of Amarillo 2024 Department Request by Business Unit

1306 - Office of Civil Hearings



Description	2021 Actual	2022 Actual	2023 Budget	2023 Revised Estimate	2024 Dept Request	Dept Request Variance
Revenues						
1306 - Office of Civil Hearings						
Business License and Permits						
31773 - OCH Permits	-	20	-	20	-	-
31400 - Business License and Permits	-	20	-	20	-	-
Culture and Recreation						
33410 - Parking Fees	59,857	47,065	55,800	2,714	-	-55,800
33700 - Culture and Recreation	59,857	47,065	55,800	2,714	-	-55,800
Fines and Forfeitures						
35130 - Parking Fines	114,462	33,978	90,600	22,209	22,000	-68,600
35135 - Violation City Ordinance	1,000	150	-	50	-	-
35000 - Fines and Forfeitures	115,462	34,128	90,600	22,259	22,000	-68,600
1306 - Office of Civil Hearings	175,319	81,213	146,400	24,993	22,000	-124,400
Total Revenues	175,319	81,213	146,400	24,993	22,000	-124,400
Expenditures						
1306 - Office of Civil Hearings						
Personal Services						
41100 - Salaries and Wages	4,771	8,435	89,474	48,217	67,730	-21,744
41300 - Incentive	-	-	-	-	-	-
41620 - Unscheduled	-	-	-	-	-	-
41820 - Health Insurance	-	1,136	10,356	9,975	10,356	-
42300 - State Unemployment	26	20	148	80	148	-
42400 - Workers Compensation	-	-	208	208	208	-
42250 - Communications Allowance	-	-	-	-	-	-
41900 - Life	-	3	41	25	41	-
42010 - Social Security - Medicare	70	120	1,298	681	982	-316
42020 - Social Security - OASDI	-	289	2,967	2,738	2,938	-29
42110 - TMRS	-	568	7,130	6,377	7,126	-4
42115 - OPEB Funding	-	117	1,163	1,104	1,151	-12
41000 - Personal Services	4,867	10,687	112,785	69,405	90,680	-22,105
Supplies						
51110 - Office Expense	-	-	-	-	-	-
51000 - Supplies	-	-	-	-	-	-
Contractual Services						
62000 - Professional	12,639	10,953	12,537	1,291	-	-12,537
69300 - Leased Computer Software	31,007	32,557	32,558	32,557	32,558	-
60000 - Contractual Services	43,646	43,511	45,095	33,848	32,558	-12,537
Other Charges						
71100 - Insurance and Bonds	1,695	1,746	1,176	1,176	1,918	742
70000 - Other Charges	1,695	1,746	1,176	1,176	1,918	742
1306 - Office of Civil Hearings	50,208	55,944	159,056	104,429	125,156	-33,900
Total Expenditures	50,208	55,944	159,056	104,429	125,156	-33,900

2024-25 Employee Distribution by Position

Entity	1306 - Office of Civil Hearings
Scenario	Dept Req
Year	2024
Currency	USD

Code & Description	Count
PRF035--CIVIL OPERATIONS COORDINATOR	1.0
HRL045--ADMINISTRATIVE HEARING OFFICER	1.0
Total	2.0

New Positions

Code and Description	Count	Pay Grade	Estimated Cost
-----------------------------	--------------	------------------	-----------------------

Eliminations

Code and Description	Count	Pay Grade	Estimated Cost
-----------------------------	--------------	------------------	-----------------------

City of Amarillo 2024 Department Request by Business Unit

20800 - Court Technology



Description	2021 Actual	2022 Actual	2023 Budget	2023 Revised Estimate	2024 Dept Request	Dept Request Variance
Revenues						
20800 - Court Technology						
Fines and Forfeitures						
35140 - Court Technology Fee	78,271	75,528	79,500	78,422	79,500	-
35000 - Fines and Forfeitures	78,271	75,528	79,500	78,422	79,500	-
Operating Transfers In						
39110 - Tsf In fr General Fund	-	27,806	32,800	32,800	32,800	-
39100 - Operating Transfers In	-	27,806	32,800	32,800	32,800	-
20800 - Court Technology	78,271	103,333	112,300	111,222	112,300	-
Total Revenues	78,271	103,333	112,300	111,222	112,300	-
Expenditures						
20800 - Court Technology						
Supplies						
51200 - Operating	-	-	1,200	-	1,250	50
51000 - Supplies	-	-	1,200	-	1,250	50
Contractual Services						
61100 - Communications Billing	-	-	3,600	-	3,600	-
69300 - Leased Computer Software	97,218	102,213	107,500	108,499	111,000	3,500
60000 - Contractual Services	97,218	102,213	111,100	108,499	114,600	3,500
20800 - Court Technology	97,218	102,213	112,300	108,499	115,850	3,550
Total Expenditures	97,218	102,213	112,300	108,499	115,850	3,550

JUDICIAL (1040, 20910)

2024/25 Budget

Budget Comparison

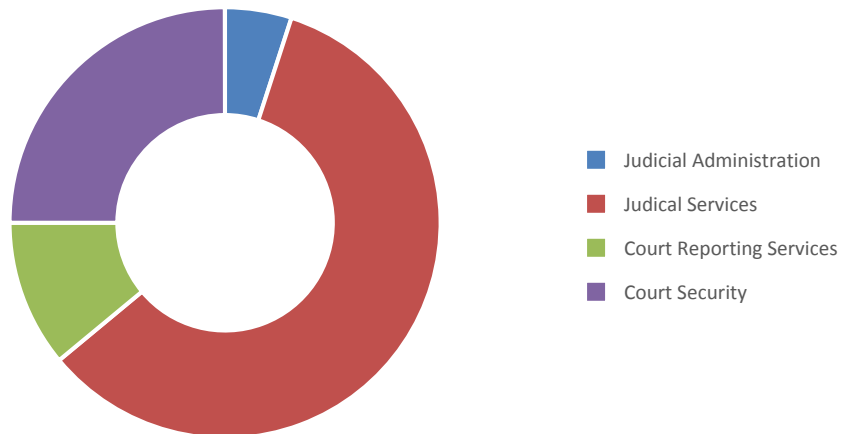
	2022/23 Actual	2023/24 Budget	2023 Revised Estimate	2024/25 Budgeted
Personal Services	\$ 594,408	\$ 696,480	\$ 616,321	\$ 667,159
Supplies	5,217	5,701	8,574	7,315
Contractual Services	49,600	46,165	46,305	46,330
Other Charges	17,186	21,231	21,053	20,033
Total Expenses	\$ 666,411	\$ 769,577	\$ 692,253	\$ 740,837

Total Departmental Revenues	\$ 216,682	\$ 230,005	\$ 222,917	\$ 232,205
------------------------------------	-------------------	-------------------	-------------------	-------------------

Total Covered through General Revenues	\$ 633,005	\$ 739,577	\$ 671,041	\$ 710,837
---	-------------------	-------------------	-------------------	-------------------

Approved Positions

	2022/23 Actual	2023/24 Budget	2024/25 Budgeted
Full-time	5.0	5.0	5.0
Part-time	4.0	4.0	4.0
Total	9.0	9.0	9.0



Mission

Provide a fair, independent, and impartial forum for the adjudication of both criminal and civil matters.

Goals & Objectives

The Judicial Department employs judges and a certified court reporter. The judges hear class C misdemeanor cases filed in the court as well as matters presented to the judges in their capacity as magistrates. These positions require highly technical knowledge and extensive training. The department has one full-time Presiding Judge and three part-time Associate Judges. The Judges are licensed Texas attorneys with extensive legal experience.

The Presiding Judge assigns judges to cover the court's expected caseload each day. On most days, two judges are assigned: one presides over trials and special set dockets and one presides over walk-in dockets and in custody arraignments. Both judges review the judges' "queues" – 40 different lists of cases needing review for orders, judgments, warrants, or summons. Additionally, Judges are assigned to preside over Saturday and Sunday jail arraignments.

Programs

Judicial Administration

2024/25 Budget — \$37,042 of Budget

The Presiding Judge sets all policies for the Municipal Court and continually revises all forms used in court proceedings; schedules the court docket, creates a monthly schedule for the part-time employees; serves as Chair of the Courthouse Security Committee, develops protocols with outside agencies such as the county jails, law enforcement agencies, mental health providers, and other courts; develops the budget; is responsible for performing or assigning legal research; and oversees training of the Associate Judges and staff.

The Presiding Judge supervises two associate city judges who serve as designated night magistrates pursuant to an interlocal agreement between Randall and Potter Counties and the City of Amarillo. The night magistrate program is highly successful. It has streamlined communication between the judiciary and all branches of law enforcement.

Judicial Services

2024/25 Budget — \$437,094 of Budget

Judges are available seven days a week to preside over trials, special dockets, pleas, arraignments, and magistrations in criminal cases. Judges also sign search warrants for police and building safety officials, conduct civil appeals hearings from dangerous animal determinations, stolen property hearings and disposition of seized property hearings. The Court also administers constitutional warnings to juveniles and reviews their written or recorded statements.

<i>Performance Measures/Indicators:</i>	2022/2023 Actual	2023/2024 Estimated	2024/2025 Projected
Trials	127	162	152
Cases disposed (hearing)	11,707	12,050	12,050
Cases disposed (no hearing)	8,603	9,918	9,918
Cases on show cause dockets	4,525	4,422	4,422
Cases satisfied through jail credit	6,547	6,702	6,702
Search Warrants	662	674	674
Code Enforcement Warrants	203	302	302

**Court Reporting Services
2024/25 Budget — \$81,492 of Budget**

The certified court reporter records, by machine shorthand, all the proceedings in the trial courtroom, including bench and jury trials, dockets, hearings, and pleas. The court reporter prepares all jury instructions and reviews every case docketed in the trial courtroom to ensure the Municipal Court’s records are accurate and complete.

**Court Security
2024/25 Budget — \$185,209 of Budget**

Security staff – Bailiffs work as a team securing the courthouse and the courtroom. Bailiffs provide security for the public area of the court building and are present during all courtroom dockets and hearings. They provide constant threat assessment and security for those present – judges, parties, witnesses, jurors, and the general public. Bailiffs must receive training and are required to become certified court security specialists and annual firearms training. Currently, all bailiffs have received the proper courtroom security specialist training. Bailiffs require uniforms and equipment such as tasers, handcuffs, and firearms. Bailiffs also investigate insurance coverage and investigate and respond to time served requests.

Building Security – Such items as security devices, locking mechanisms, video conferencing systems, metal detectors, and surveillance equipment.

2024/25 Expenditures by Funding Source

General Fund	\$555,628 of Budget
Special Revenue Funds	\$185,209 of Budget

Total Judicial Department 2024/2025 Budget: \$740,837

City of Amarillo 2024 Department Request by Business Unit

1040 - Judicial



Description	2021 Actual	2022 Actual	2023 Budget	2023 Revised Estimate	2024 Dept Request	Dept Request Variance
Revenues						
1040 - Judicial						
Construction Participation						
35435 - Potter County Participation	12,480	16,703	15,000	10,606	15,000	-
35436 - Randall County Participation	12,480	16,703	15,000	10,606	15,000	-
35300 - Construction Participation	24,960	33,407	30,000	21,212	30,000	-
1040 - Judicial	24,960	33,407	30,000	21,212	30,000	-
Total Revenues	24,960	33,407	30,000	21,212	30,000	-
Expenditures						
1040 - Judicial						
Personal Services						
41100 - Salaries and Wages	320,153	352,305	389,431	392,306	383,864	-5,567
41620 - Unscheduled	288	187	1,000	49	1,000	—
41820 - Health Insurance	26,206	26,009	27,252	28,837	33,504	6,252
42300 - State Unemployment	200	345	296	313	296	—
42400 - Workers Compensation	1,023	1,116	1,348	1,348	1,348	—
42510 - Car Allowance	2,242	2,156	2,236	2,152	2,236	—
42550 - Communications Allowance	1,203	1,157	1,200	1,155	1,200	—
41900 - Life	52	50	123	66	123	—
42010 - Social Security - Medicare	4,501	4,944	5,697	5,569	5,615	-82
42020 - Social Security - OASDI	11,037	11,889	21,011	13,417	22,078	1,067
42110 - TMRS	38,595	31,603	52,726	49,663	53,557	831
42115 - OPEB Funding	6,203	5,026	8,599	7,173	9,411	812
41000 - Personal Services	411,703	436,787	510,919	502,048	514,232	3,313
Supplies						
51110 - Office Expense	7,473	-843	1,501	1,500	2,695	1,194
51950 - Minor Office Equipment	2,647	—	—	—	—	—
51955 - Furniture	—	2,874	—	2,874	—	—
55100 - Publications	2,167	2,093	2,600	2,600	2,600	—
51000 - Supplies	12,287	4,123	4,101	6,974	5,295	1,194
Contractual Services						
61200 - Postage	—	—	—	—	—	—
61400 - Dues	810	985	1,165	1,305	1,330	165
61410 - Tuition	—	—	—	—	—	—
62000 - Professional	41,420	48,615	45,000	45,000	45,000	—
63210 - Armored Car Services	—	—	—	—	—	—
67320 - Extermination	—	—	—	—	—	—
68610 - Office Equipment	—	—	—	—	—	—
60000 - Contractual Services	42,230	49,600	46,165	46,305	46,330	165
Other Charges						
72000 - Communication	-	-	-	-	-	-
74000 - Printing and Binding	-	-	-	-	-	-
71100 - Insurance and Bonds	2,260	2,327	3,527	3,527	3,585	58
71250 - Paid Claims	-	-	-	-	-	-
75100 - Travel	3,450	4,490	4,860	4,860	4,860	-

**City of Amarillo 2024 Department Request by
Business Unit
1040 - Judicial**



Description	2021 Actual	2022 Actual	2023 Budget	2023 Revised Estimate	2024 Dept Request	Dept Request Variance
75200 - Mileage	-	-	-	-	-	-
77100 - Court Costs	-	-	-	-	-	-
78210 - Cash Over/Short	-	-	-	-	-	-
78230 - Loss on Bad Debt	-	-	-	-	-	-
70000 - Other Charges	5,710	6,817	8,387	8,387	8,445	58
1040 - Judicial	471,930	497,327	569,572	563,714	574,302	4,730
Total Expenditures	471,930	497,327	569,572	563,714	574,302	4,730

2024-25 Employee Distribution by Position

Entity	1040 - Judicial
Scenario	Dept Req
Year	2024
Currency	USD

Code & Description	Count
HRL115 - Municipal Court Judge (Hrly)	1.0
ADM110--ASSOCIATE MUNICIPAL COURT JUDGE	2.0
CLR110--COURT REPORTER	1.0
Total	4.0

New Positions

Code and Description	Count	Pay Grade	Estimated Cost
-----------------------------	--------------	------------------	-----------------------

Eliminations

Code and Description	Count	Pay Grade	Estimated Cost
-----------------------------	--------------	------------------	-----------------------

City of Amarillo 2024 Department Request by Business Unit

20910 - Court Security Fund



Description	2021 Actual	2022 Actual	2023 Budget	2023 Revised Estimate	2024 Dept Request	Dept Request Variance
Revenues						
20910 - Court Security Fund						
Fines and Forfeitures						
35155 - Courthouse Security Fund	92,883	90,542	93,300	95,000	95,500	2,200
35000 - Fines and Forfeitures	92,883	90,542	93,300	95,000	95,500	2,200
Operating Transfers In						
39110 - Tsf In fr General Fund	81,378	92,734	106,705	106,705	106,705	-
39100 - Operating Transfers In	81,378	92,734	106,705	106,705	106,705	-
20910 - Court Security Fund	174,262	183,276	200,005	201,705	202,205	2,200
Total Revenues	174,262	183,276	200,005	201,705	202,205	2,200
Expenditures						
20910 - Court Security Fund						
Personal Services						
41100 - Salaries and Wages	113,808	114,827	131,025	78,740	104,899	-26,126
41300 - Incentive	602	571	600	-	-	-600
41620 - Unscheduled	276	496	-	121	1,000	1,000
41820 - Health Insurance	24,604	20,641	23,148	12,886	20,712	-2,436
42300 - State Unemployment	174	209	405	186	382	-23
42400 - Workers Compensation	3,789	3,557	6,429	6,429	6,429	-
42520 - Uniform/Clothing Allowance	361	192	360	-	-	-360
41900 - Life	52	44	82	33	82	-
42010 - Social Security - Medicare	1,539	1,498	1,914	1,109	1,520	-394
42020 - Social Security - OASDI	5,259	4,504	5,691	3,779	4,689	-1,002
42110 - TMRS	11,206	9,195	13,676	9,675	11,376	-2,300
42115 - OPEB Funding	2,278	1,886	2,231	1,315	1,838	-393
41000 - Personal Services	163,946	157,621	185,561	114,273	152,927	-32,634
Supplies						
51200 - Operating	-	303	400	400	820	420
51300 - Clothing and Linen	381	791	1,200	1,200	1,200	-
51000 - Supplies	381	1,094	1,600	1,600	2,020	420
Other Charges						
71100 - Insurance and Bonds	3,275	2,704	4,662	4,662	3,107	-1,555
75100 - Travel	-	540	700	700	700	-
77610 - Information Technology - City	6,660	7,126	7,482	7,304	7,781	299
70000 - Other Charges	9,935	10,370	12,844	12,666	11,588	-1,256
20910 - Court Security Fund	174,262	169,085	200,005	128,539	166,535	-33,470
Total Expenditures	174,262	169,085	200,005	128,539	166,535	-33,470

2024-25 Employee Distribution by Position

Entity	20910 - Court Security Fund
Scenario	Dept Req
Year	2024
Currency	USD

Code and Description	Count
PRF145--SENIOR BALIFF	1.0
PRF110--BAILIFF	1.0
HRL120--BAILIFF HRLY	3.0
Totals	5.0

New Positions

Code and Description	Count	Pay Grade	Estimated Cost
-----------------------------	--------------	------------------	-----------------------

Eliminations

Code and Description	Count	Pay Grade	Estimated Cost
-----------------------------	--------------	------------------	-----------------------

City of Amarillo 2024 Summary of Expenditures by Activity Classification



Description	2022 Actual	2023 Budget	2024 Budget
Administration			
01000 - General Fund			
1011 - Mayor and Council	116,648	138,552	139,825
1020 - City Manager	2,112,168	2,229,823	2,263,914
1023 - Office of Innovation and Engagement	791,846	1,019,681	1,161,129
1030 - Tourism & Economic Development	4,932,973	4,234,066	4,454,841
1210 - Legal	2,090,137	1,769,026	1,724,066
1220 - City Secretary	462,966	534,660	547,149
Administration Total Expenditures	10,506,738	9,925,808	10,290,924

Budget Comparison

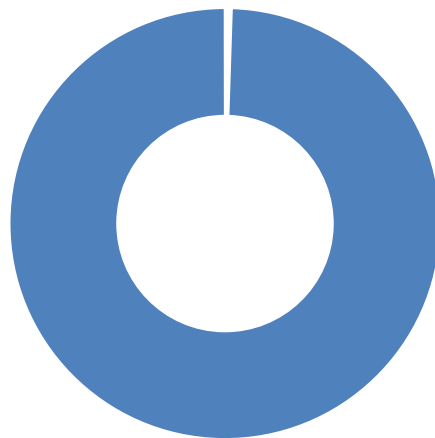
	2022/23 Actual	2023/24 Budget	2023 Revised Estimate	2024/25 Budgeted
Personal Services	\$ 1,169	\$ 2,775	4,285	3,490
Supplies	31,976	7,200	8,264	7,500
Contractual Services	49,925	87,463	81,165	87,463
Other Charges	33,577	41,114	31,841	41,372
Total Expenses	\$ 116,648	\$ 138,552	\$ 125,555	\$ 139,825

Total Departmental Revenues	—	1,230	1,230	—
------------------------------------	---	--------------	--------------	---

Total Covered through General Revenues	116,648	138,552	125,555	139,825
---	----------------	----------------	----------------	----------------

Approved Positions

	2022/23 Actual	2023/24 Budget	2024/25 Budgeted
Full-time	—	—	—
Part-time	5.0	5.0	5.0
Total	5.0	5.0	5.0



■ Mayor & Council

Mission

Use democracy to govern the City efficiently and effectively to accomplish the City’s mission.

Goals and Objectives

The mayor and council serve as the policymaking body for the City of Amarillo (COA). The City Council’s responsibilities, as defined in the Governance and Ends Policies (adopted 2019 and readopted 2021) include:

- Cast vision for the City.
- Set policy for the City.
- Allocate the resources of the City.
- Evaluate the performance of the City.
- Hire, terminate and supervise the City Manager and the Municipal Court Judge
- Operate as a team of governing officials.
- Create partnerships with all local government units in the City.
- Listen to the community about City affairs.
- Inform the community of City affairs.
- Establish an atmosphere conducive to a transparent and fair exchange of ideas, needs and policies.

The mayor and council provide guidance to the City Manager to implement priorities for the benefit of the city and its residents. These priorities, adopted under Resolution No. 09-26-23-1, include business friendly community, communications, fiscal responsibility, infrastructure, public safety, and technology and innovation.

The mayor and council have only two employees – the City Manager and Municipal Judge. Periodically, the mayor and council will participate in strategic planning workshops to evaluate and update priorities and strategic vision for the city in alignment with the City Council’s mission and the City’s mission: Create the best environment possible for every Amarillo resident to find and achieve their potential for greatness.

Total Mayor & Council 2024/25 Budget — \$139,825

City of Amarillo 2024 Department Request by Business Unit

1011 - Mayor and Council



Description	2021 Actual	2022 Actual	2023 Budget	2023 Revised Estimate	2024 Dept Request	Dept Request Variance
Expenditures						
1011 - Mayor and Council						
Personal Services						
41100 - Salaries and Wages	959	1,144	2,705	3,971	2,600	-105
41900 - Life	-	-	-	-	205	205
42300 - State Unemployment	5	6	30	3	30	-
42400 - Workers Compensation	3	3	-	-	-	-
42010 - Social Security - Medicare	14	17	40	24	40	-
42020 - Social Security - OASDI	-	-	-	-	160	160
42110 - TMRS	-	-	-	247	390	390
42115 - OPEB Funding	-	-	-	40	65	65
41000 - Personal Services	981	1,169	2,775	4,285	3,490	715
Supplies						
51110 - Office Expense	6,806	6,264	7,200	6,264	7,500	300
51700 - Education	-	167	-	-	-	-
51950 - Minor Office Equipment	-	25,546	-	2,000	-	-
51000 - Supplies	6,806	31,976	7,200	8,264	7,500	300
Contractual Services						
61200 - Postage	102	164	960	164	960	-
61300 - Advertising	129	-	-	-	-	-
61400 - Dues	12,861	29,682	78,501	78,501	78,501	-
61410 - Tuition	-	-	501	-	501	-
61600 - Unassigned	-	-	5,001	-	5,001	-
62000 - Professional	3,520	20,079	2,500	2,500	2,500	-
60000 - Contractual Services	16,612	49,925	87,463	81,165	87,463	-
Other Charges						
74000 - Printing and Binding	146	334	-	334	-	-
71100 - Insurance and Bonds	2,825	2,327	2,939	2,939	3,197	258
75100 - Travel	12,077	6,090	11,713	4,500	11,713	-
75300 - Meals and Local	1,686	7,633	5,751	6,875	5,751	-
77100 - Court Costs	-	160	3,001	160	3,001	-
77900 - Other Agencies	16,209	17,033	16,210	17,033	16,210	-
78100 - Contingencies	-	-	1,500	-	1,500	-
70000 - Other Charges	32,943	33,577	41,114	31,841	41,372	258
1011 - Mayor and Council	57,342	116,648	138,552	125,555	139,825	1,273
Total Expenditures	57,342	116,648	138,552	125,555	139,825	1,273

2024-25 Employee Distribution by Position

Entity	1011 - Mayor and Council
Scenario	Dept Req
Year	2024
Currency	USD

Code and Description	Count
CAM100--MAYOR	1.0
CAM110--CITY COMMISSIONER	4.0
Totals	5.0

New Positions

Code and Description	Count	Pay Grade	Estimated Cost
-----------------------------	--------------	------------------	-----------------------

Eliminations

Code and Description	Count	Pay Grade	Estimated Cost
-----------------------------	--------------	------------------	-----------------------

Budget Comparison

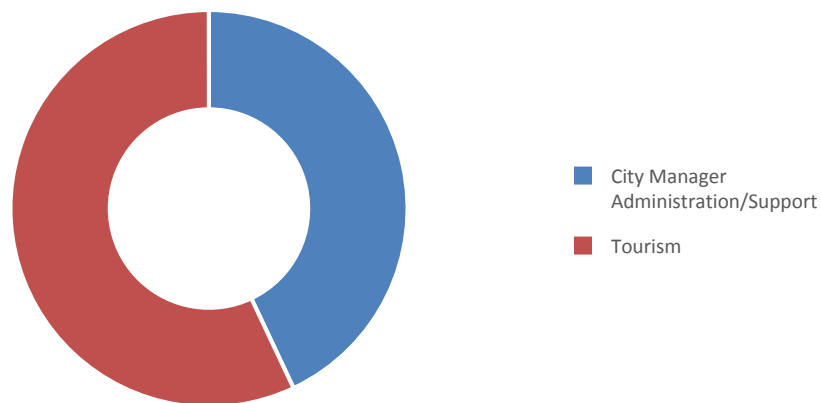
	2022/23 Actual	2023/24 Budget	2023 Revised Estimate	2024/25 Budgeted
Personal Services	\$ 1,953,276	\$ 2,102,582	\$ 1,435,138	\$ 1,614,349
Supplies	23,537	37,000	34,634	32,100
Contractual Services	5,042,099	4,288,366	5,268,289	4,615,541
Other Charges	26,229	35,941	20,351	35,765
Inter Reimbursements	\$ —	\$ —	\$ —	\$ —
Debt Service	\$ —	\$ —	\$ —	\$ 421,000
Total Expenses	\$ 7,045,141	\$ 6,463,889	\$ 6,758,412	\$ 6,718,755

Total Departmental Revenues	\$ 72,600	\$ —	\$ —	\$ —
------------------------------------	------------------	-------------	-------------	-------------

Total Covered through General Revenues	\$ 6,972,541	\$ 6,463,889	\$ 6,758,412	\$ 6,718,755
---	---------------------	---------------------	---------------------	---------------------

Approved Positions

	2022/23 Actual	2023/24 Budget	2024/25 Budgeted
Full-time	10.0	6.0	6.0
Part-time	1.0	0.0	0.0
Total	11.0	6.0	6.0



Mission

Professionally administer the policies and directives established by the City Council and perform those organizational duties and responsibilities prescribed in the Amarillo City Charter. The City of Amarillo operates under the Council-Manager form of government and, as such, through the delegation and administration of his/her staff members, the City Manager directs, coordinates, and facilitates the effective and cost-efficient delivery of all municipal services to the citizens of Amarillo.

Goals and Objectives

With guidance and direction from the City Council, the City Manager of Amarillo will develop, promote, and execute strategies that will provide for an attractive, economically vibrant, healthy, and safe environment for the citizens of Amarillo and its visitors. Together with the executive team and department directors, the City Manager will develop, promote, and implement programs and policies that will broadly support these strategies and motivate all full- and part-time employees. As part of this process, the City Manager and staff will continue to cooperate and communicate with the various governmental entities, community boards, commissions, economic development entities, non-profits, civic organizations, school district, and other community partners to achieve success and be recognized as a progressive “Best Practice” city.

The City of Amarillo adopts a comprehensive strategic direction for the city government in terms of focus, allocation of resources, and priorities. During this process, the City Council identifies a future vision they wish the City Manager to address in a comprehensive manner. There are also multiple City Manager initiatives used to support the City Council’s vision, such as Commitment to Safety; Implementation of Best Practices; Promoting Innovation and Customer Services; and Public Service and Engagement.

Programs of the City Manager

City Manager Department Administration/Support 2024/25 Budget — \$2,889,065 of Budget

Manage and coordinate the development, writing, distribution and production of policies, procedures, projects, Council agendas and calendar, official correspondence, and other related verbal and written communications supported by one Deputy City Manager, three Assistant City Managers, one Assistant to the City Manager, one Intergovernmental Affairs Liaison, one Development Customer Service Coordinator, one Project Manager (PID’s), and one Administrative Technician (Development Services).

Tourism

2024/25 Budget — \$3,829,690 of Budget

Provide professional expertise and guidance with matters pertaining to convention and tourism activities. Functions include coordinating the assistance of the city organization and staff with convention and tourism activities and assisting in the development of new policies and programs to encourage tourism growth in the Amarillo community.

Total City Manager 2024/25 Budget — \$6,718,755

City of Amarillo 2024 Department Request by Business Unit

1020 - City Manager



Description	2021 Actual	2022 Actual	2023 Budget	2023 Revised Estimate	2024 Dept Request	Dept Request Variance
Revenues						
1020 - City Manager						
Other Government Revenues						
35515 - Medical Director Services	79,200	72,600	-	-	-	-
35500 - Other Government Revenues	79,200	72,600	-	-	-	-
Miscellaneous Revenue						
37420 - Donations	39,410	-	-	-	-	-
37400 - Miscellaneous Revenue	39,410	-	-	-	-	-
1020 - City Manager	118,610	72,600	-	-	-	-
Total Revenues	118,610	72,600	-	-	-	-
Expenditures						
1020 - City Manager						
Personal Services						
41100 - Salaries and Wages	1,186,578	1,488,014	1,566,999	1,069,915	1,207,608	-359,391
41300 - Incentive	1,078	594	600	-	-	-600
41820 - Health Insurance	77,905	115,719	110,388	74,898	67,171	-43,217
42300 - State Unemployment	457	486	740	395	444	-296
42400 - Workers Compensation	745	913	5,891	5,891	5,891	-
42510 - Car Allowance	35,824	41,463	44,000	27,962	35,000	-9,000
42550 - Communications Allowance	7,374	8,565	8,100	5,795	6,000	-2,100
41900 - Life	200	233	369	157	246	-123
42010 - Social Security - Medicare	17,545	21,916	23,485	15,874	18,106	-5,379
42020 - Social Security - OASDI	55,041	67,339	64,020	52,088	55,751	-8,269
42110 - TMRS	142,799	170,690	239,011	155,246	187,791	-51,220
42115 - OPEB Funding	29,420	37,343	38,979	26,917	30,341	-8,638
41620 - Unscheduled	136	-	-	-	-	-
41000 - Personal Services	1,555,102	1,953,276	2,102,582	1,435,138	1,614,349	-488,233
Supplies						
51110 - Office Expense	17,911	10,889	17,000	25,450	17,000	-
51115 - Employee Recognition Program	1,525	-	10,000	-	10,000	-
51118 - Amarillo 101	-	1,213	7,500	2,540	2,600	-4,900
51700 - Education	430	2,222	2,500	2,222	2,500	-
51800 - Fuel & Oil	7	7	-	-	-	-
51850 - Minor Tools	-	568	-	-	-	-
51950 - Minor Office Equipment	24,092	8,637	-	4,422	-	-
51000 - Supplies	43,965	23,537	37,000	34,634	32,100	-4,900
Contractual Services						
61200 - Postage	3,106	119	1,000	170	1,000	-
61400 - Dues	23,270	13,260	15,000	6,081	6,200	-8,800
61410 - Tuition	3,065	4,718	2,500	3,430	3,500	1,000
62000 - Professional	170,263	90,414	35,800	270,000	150,000	114,200
69300 - Leased Computer Software	278	616	-	-	-	-

City of Amarillo 2024 Department Request by Business Unit

1020 - City Manager



Description	2021 Actual	2022 Actual	2023 Budget	2023 Revised Estimate	2024 Dept Request	Dept Request Variance
60000 - Contractual Services	199,982	109,127	54,300	279,681	160,700	106,400
Other Charges						
74000 - Printing and Binding	667	-2	450	-	450	-
71100 - Insurance and Bonds	3,955	4,655	5,291	5,291	5,115	-176
75100 - Travel	20,057	17,330	25,000	7,560	25,000	-
75300 - Meals and Local	6,983	4,246	5,200	7,500	5,200	-
70000 - Other Charges	31,662	26,229	35,941	20,351	35,765	-176
Debt Service						
89200 - Bond Interest Payments	-	-	-	-	421,000	421,000
89000 - Debt Service	-	-	-	-	421,000	421,000
Inter Reimbursements						
90190 - Payroll Reimbursements	-39,200	-	-	-	-	-
90000 - Inter Reimbursements	-39,200	-	-	-	-	-
1020 - City Manager	1,791,512	2,112,168	2,229,823	1,769,804	2,263,914	34,091
Total Expenditures	1,791,512	2,112,168	2,229,823	1,769,804	2,263,914	34,091

2024-25 Employee Distribution by Position

Entity	1020 - City Manager
Scenario	Dept Req
Year	2024
Currency	USD

Code and Description	Count
ADM001--CITY MANAGER	1.0
ADM011--ASSISTANT CITY MANAGER	3.0
ADM012--DEPUTY CITY MANAGER	1.0
CLR941--ADMINISTRATIVE TECHNICIAN	1.0
Totals	6.0

New Positions

Code and Description	Count	Pay Grade	Estimated Cost
-----------------------------	--------------	------------------	-----------------------

Eliminations

Code and Description	Count	Pay Grade	Estimated Cost
-----------------------------	--------------	------------------	-----------------------

**City of Amarillo 2024 Department Request by
Business Unit
1030 - Tourism & Economic Development**



Description	2021 Actual	2022 Actual	2023 Budget	2023 Revised Estimate	2024 Dept Request	Dept Request Variance
Expenditures						
1030 - Tourism & Economic Development						
Contractual Services						
62000 - Professional	787,500	-	-	-	-	-
63500 - Center City Inc.	149,500	206,576	120,750	145,750	120,750	-
63525 - Neighborhood Plan	3,500	-	240,000	240,000	240,000	-
63600 - Convention and Visitor Bureau	1,284,780	4,187,333	3,275,888	4,005,430	3,509,221	233,333
63700 - Civic Center Activity	470,714	539,064	597,428	597,428	584,870	(12,558)
60000 - Contractual Services	2,695,994	4,932,973	4,234,066	4,988,608	4,454,841	220,775
<hr/>						
1030 - Tourism & Economic Development	2,695,994	4,932,973	4,234,066	4,988,608	4,454,841	220,775
<hr/>						
Total Expenditures	2,695,994	4,932,973	4,234,066	4,988,608	4,454,841	220,775

Budget Comparison


	2022/23 Actual	2023/24 Budget	2023 Revised Estimate	2024/25 Budgeted
Personal Services	\$ 721,685	\$ 924,054	\$ 883,252	\$ 1,045,811
Supplies	19,854	7,703	29,657	31,003
Contractual Services	33,551	47,686	43,990	49,016
Other Charges	16,755	40,238	25,055	35,299
Total Expenses	\$ 791,846	\$ 1,019,681	\$ 981,954	\$ 1,161,129

Total Departmental Revenues	\$ —	\$ 35,000	\$ —	\$ —
------------------------------------	-------------	------------------	-------------	-------------

Total Covered through General Revenues	\$ 791,846	\$ 984,681	\$ 981,954	\$ 1,161,129
---	-------------------	-------------------	-------------------	---------------------

Approved Positions

	2022/23 Actual	2023/24 Budget	2024/25 Budgeted
Full-time	8.0	9.0	9.0
Part-time	-	-	-
Total	8.0	9.0	9.0



■ Office of Engagement and Innovation

Mission

The City of Amarillo Office of Engagement & Innovation is dedicated to fostering community involvement and awareness of city services. By reaching out to citizens where they reside, the office aims to establish meaningful partnerships and encourage collective problem-solving. Our approach involves leveraging innovative and creative strategies to keep our community informed, address complex municipal challenges, and empower residents to make a positive impact on their city.

Goals & Objectives

As the first point of contact for media inquiries and resident concerns about city issues, operations, programs, and services, the Office of Engagement & Innovation plays a crucial role in promoting transparent communication in the City of Amarillo. The city recognizes that effective communication is not only a basic obligation of government, but also an essential component of a bipartisan democratic process. By engaging in consistent and informed communication, the office aims to foster an engaged community, enhance community pride, and improve overall livability.

To achieve this vision, the office strives to create and share effective messages and compelling stories that foster positive community engagement and connection with stakeholders. By becoming the best source of information about the City of Amarillo organization, the office can help residents, business leaders, and visitors stay informed and connected to the city's programs.

Ultimately, the office's goal is to build trust and understanding among all members of the community and promote a more collaborative and transparent city culture.

Programs of the Office of Engagement & Innovation

2024/25 Budget — \$1,161,129 of Budget

The Office of Engagement & Innovation is a collaborative space that brings together expertise in Communications, Innovation, and Project Management to tackle complex issues and improve public engagement strategies and outcomes. By fostering collaboration across these three fields, the office swiftly develops impactful solutions to persistent challenges.

ENGAGEMENT

- Promotes the city's core services, projects, and initiatives through a variety of communication methods, including traditional marketing, graphic design, print production, social media, video production, and community engagement.
- Builds relationships with community organizations, news media partners, and key stakeholders to provide accurate and timely information to the public in a prompt and proactive manner.
- Creates branding and marketing campaigns for the city and its departments, seeking input and producing high-quality multimedia products that enhance engagement.
- Monitors media coverage and communications to effectively manage urgent needs and crisis communications.

INNOVATION

- Identifies and addresses challenges faced by citizens and city staff through inventive and creative solutions that are co-created with input from citizens, stakeholders, and partnering organizations.
- Supports city staff in proposing, testing, improving, and implementing novel solutions to improve processes and engagement.
- Drives continuous improvement and problem-solving through experimentation, piloting new ideas and technologies, and evaluating outcomes to ensure positive results for the city and its residents.
- Develops and implements programs that creatively address social, economic, and environmental challenges facing the city and its citizens.

PROJECT MANAGEMENT

- Develops a comprehensive plan that outlines the scope of the project, the timeline, budget, resources needed, and the objectives to be achieved.
- Organizes and coordinates the resources needed to execute the project plan. This includes assembling the project team, assigning tasks, and delegating responsibilities.
- Tracks the project's progress throughout its lifecycle to ensure that it is meeting the objectives set out in the plan. Identifies any issues or potential problems that arise and takes corrective action to keep the project on track.
- Monitors the project's budget and timeline effectively. This includes managing project risks, verifying invoices follow contract obligations, and ensuring that the project is delivered on time and within budget.

OUTPUT/OUTCOME DETAIL

Over the last 6 years, Council has invested in the Office of Engagement & Innovation efforts of the City by increasing the budget by 165% and FTE by 129%. The return on that investment for performing the work in-house instead of outsourcing to a third-party contract is approximately 123.3%. This means that for every dollar we invest internally, we save our city departments \$1.23.

We continuously look for ways to coordinate with departments to help them manage their projects effectively, communicate with the public in a transparent and effective manner, and help solve problems using solutions that are designed directly with the community we serve.

In addition to the dramatic growth in engagement and impressions, the office had numerous successes in the last year. **Please refer to the following pages for a 23/24 FY overview.**



Office of Engagement & Innovation
23/24 AT A GLANCE

Budget Breakdown
23/24 FY BUDGET: \$984,681
— vs —
**MARKET VALUE FOR COMPARABLE
WORK: \$2.2 MILLION**

This means, For every \$1.00 we invest internally, we save City departments \$1.23.



SOCIAL MEDIA 5-YEAR GROWTH TRENDS

Impressions (5 Year Overview) 69.1 Million

Social Media Followers: 63,005

Follower Growth on Social Channels

f ↑ 264% **i** ↑ 218% **y** ↑ 264%

23/24 FY Social Media Metrics

- 6,671,313 Social Post Impressions**
- 12,859 Messages Received**
- 1,409 Social Posts Created**
- 39 Social Pages Managed**

CAMPAIGNS & INITIATIVES SUPPORTED

- Amarillo 101
- Annual Reports:
 - APD / AFD
 - Financials
 - Water Quality
- APD Vehicle Design
- BizTown
- Bonfire Procurement
- City Plan Vision
- Civic Center Pavilion
- Clear the Shelter
- Economic Development
- HR Recruitment Efforts
 - AECC
 - APD
 - Parks & Recreation
 - Rick Husband
 - Water Utilities
- MPD Master Plan
- Multimodal Transit
- PAYAMA
- PIT Count
- Polk Street Streetscape
- TIRZ 3
- Transformation Park Strategic Plan
- Roadway Safety
- Silver Contrails
- Website Improvements & Redesign
- WIC Campaign
- Wildfire Response

137 COA INITIATIVES SUPPORTED

Media Relations Metrics

.....

521 MEDIA INQUIRES

371 MEDIA INTERVIEWS

135 PRESS RELEASES

INQUIRIES INCLUDE FORMAL MEDIA REQUEST, EMAILS, TEXTS, AND CALLS

PROJECT MANAGEMENT HIGHLIGHTS

- 311** *InContact Implementation*
- AMI** *Full Deployment*
- APD** *Technology Upgrades*
- AIRPORT** *Asset Management*
- BULK WASTE** *Pilot Program*
- DIGITAL HUMAN** *Implementation*
- MGO** *Implementation*
- UTILITY BILLING** *Migration*
- WASTE WATER** *Asset Management*
- WORKDAY** *Enterprise Resource*

Graphic Design & Editorial Metrics

-  **274** **PAGES OF PRINT & EDITORIAL DESIGN**
Annual Reports, Cover Images, Etc.
-  **187** **DIGITAL ASSETS CREATED**
Social Media Assets, Flyers, Web Graphics
-  **8** **LARGE SCALE PROJECTS**
Murals, Billboards, Banners, Etc.
-  **18** **LOGO & BRAND DESIGN PROJECTS**
Department logos, Brand Standards, Promotional Materials

 **13** **Local, State & National Awards**

- TAMMO Award of Honor for Public Service Announcement
- TAMMO Award of Excellence for Diversity, Equity & Inclusion
- Savvy Award's 3rd Place in Best Social Media Campaign
- Savvy Award's 2nd Place in Video Public Service Announcement
- Silver Addy for Integrated Public Service Campaign
- Silver Addy for Video Editing
- Addy Special Judges Award
- Addy Honorable Mention for Animation
- Addy Honorable Mention for Art Direction Awareness Campaign
- Addy Honorable Mention for Social Media Campaign
- Gold Addy for Webisode Series
- Addy Best of Show
- United Way - Spirit of the High Plains

Video Metric Highlights

- 79** **VIDEOS PRODUCED & PUBLISHED TO GOA PAGES**
- 210,300** **TOTAL VIEWS**
- 9,156** **HOURS WATCHED**
- 184** **HOURS LIVE STREAMED**

Most Watched

- 100th Amarillo Police Academy Docuseries
- Flood/Fire Response Livestreams
- Transformation Park

City of Amarillo 2024 Department Request by Business Unit

1023 - Office of Innovation and Engagement



Description	2021 Actual	2022 Actual	2023 Budget	2023 Revised Estimate	2024 Dept Request	Dept Request Variance
Revenues						
1023 - Office of Public Communication						
Miscellaneous Revenue						
37420 - Donations	17,500	—	35,000	—	—	-35,000
37400 - Miscellaneous Revenue	17,500	—	35,000	—	—	-35,000
1023 - Office of Public Communication	17,500	—	35,000	—	—	-35,000
Total Revenues	17,500	—	35,000	—	—	-35,000
Expenditures						
1023 - Office of Public Communication						
Personal Services						
41100 - Salaries and Wages	359,773	528,955	663,289	638,517	750,319	87,030
41820 - Health Insurance	36,497	71,728	83,136	80,076	93,492	10,356
42300 - State Unemployment	356	354	592	532	665	73
42400 - Workers Compensation	230	337	4,229	4,229	4,229	—
42510 - Car Allowance	3,008	2,893	3,000	2,888	3,000	-
42550 - Communications Allowance	1,203	2,163	2,880	3,190	3,600	720
41900 - Life	136	178	328	198	369	41
42010 - Social Security - Medicare	5,130	7,466	9,703	8,994	10,974	1,271
42020 - Social Security - OASDI	21,934	31,752	40,929	38,456	46,929	6,000
42110 - TMRS	43,427	62,950	99,707	90,512	113,841	14,134
42115 - OPEB Funding	8,845	12,909	16,261	15,660	18,393	2,132
41000 - Personal Services	480,539	721,685	924,054	883,252	1,045,811	121,757
Supplies						
51110 - Office Expense	14,024	12,749	2,703	9,500	10,703	8,000
51700 - Education	1,088	116	-	157	-	-
51710 - Special Events	16,616	378	—	—	—	—
51950 - Minor Office Equipment	22,436	6,611	5,000	20,000	20,300	15,300
51000 - Supplies	54,165	19,854	7,703	29,657	31,003	23,300
Contractual Services						
61200 - Postage	21	—	—	—	—	—
61300 - Advertising	16,010	5,201	2,400	7,230	7,340	4,940
61400 - Dues	2,476	10,300	9,160	13,350	13,550	4,390
61410 - Tuition	—	28	—	—	—	-
62000 - Professional	698	1,936	5,000	4,260	5,000	—
69300 - Leased Computer Software	16,011	16,086	31,126	19,150	23,126	(8,000)
60000 - Contractual Services	35,216	33,551	47,686	43,990	49,016	1,330
Other Charges						
74000 - Printing and Binding	42	189	1,000	40	100	-900
75100 - Travel	23,269	12,425	30,011	19,488	30,011	—
75200 - Mileage	—	—	600	—	600	—
75300 - Meals and Local	2,775	1,814	5,100	2,000	2,030	-3,070
71100 - Insurance and Bonds	2,260	2,327	3,527	3,527	2,558	-969
70000 - Other Charges	28,346	16,755	40,238	25,055	35,299	-4,939
1023 - Office of Public Communication	598,266	791,846	1,019,681	981,954	1,161,129	141,448
Total Expenditures	598,266	791,846	1,019,681	981,954	1,161,129	141,448

2024-25 Employee Distribution by Position

Entity	1023 - Office of Innovation and Engagement
Scenario	Dept Req
Year	2024
Currency	USD

Code and Description	Count
ADM002--DIRECTOR OF ENGAGEMENT & INNOVATION	1.0
ADM325--SENIOR COMMUNICATIONS OFFICER	1.0
ADM091--PROJECT MANAGER	2.0
ADM152--DEPUTY DIRECTOR OF ENGAGEMENT & INNOVATION	1.0
PRF010--MARKETING MANAGER	1.0
PRF011--VISUAL PRODUCTION MANAGER	1.0
PRF015--COMMUNICATIONS MANAGER	1.0
PRF807--SOCIAL MEDIA MANAGER	1.0
Totals	9.0

New Positions

Code and Description	Count	Pay Grade	Estimated Cost
-----------------------------	--------------	------------------	-----------------------

Eliminations

Code and Description	Count	Pay Grade	Estimated Cost
-----------------------------	--------------	------------------	-----------------------

Budget Comparison

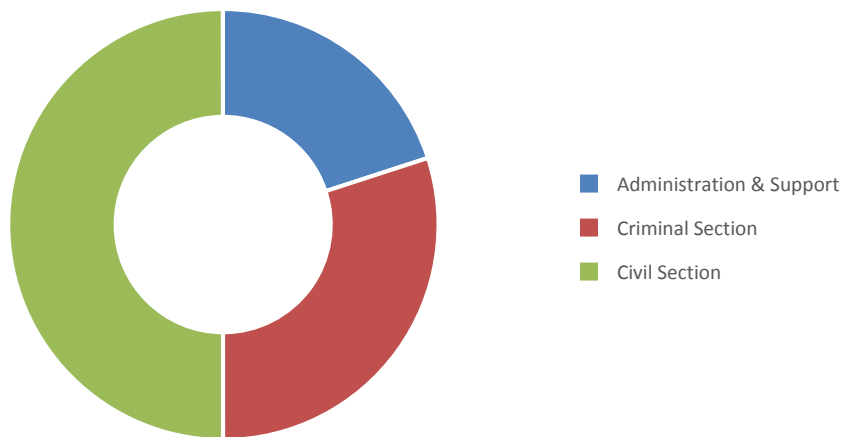
	2022/23 Actual	2023/24 Budget	2023 Revised Estimate	2024/25 Budgeted
Personal Services	795,478	1,451,272	868,678	1,378,795
Supplies	70,150	52,039	75,205	76,770
Contractual Services	1,213,225	235,336	767,315	255,540
Other Charges	11,284	30,379	12,430	12,961
Total Expenses	\$ 2,090,137	\$ 1,769,026	\$ 1,723,628	\$ 1,724,066

Total Departmental Revenues	\$ —	\$ 50	\$ —	\$ 50
------------------------------------	-------------	--------------	-------------	--------------

Total Covered through General Revenues	\$ 2,090,137	\$ 1,768,976	\$ 1,723,628	\$ 1,724,016
---	---------------------	---------------------	---------------------	---------------------

Approved Positions

	2022/23 Actual	2023/24 Budget	2024/25 Budgeted
Full-time	10.0	10.0	10.0
Part-time	-	-	-
Total	10.0	10.0	10.0



Mission

The City Attorney is the chief legal officer for the entire municipal corporation. The attorneys in this department are obligated to represent and seek the good of the city government, not necessarily the interest of any particular official or department.

Goals & Objectives

Represent the City of Amarillo, its employees, and officials when they are sued in their official capacity, in all venues, including State court, Federal court, or regulatory agencies. Represent the State of Texas in Municipal Court through the Legal department’s prosecutors. Also, conduct negotiations of various kinds.

Offer legal advice and counsel to City Council, departments, and officials regarding the legal aspects of city government operations and policies. The legal expertise required is as diverse as the operations of the city government: Human Resources, Health, Aviation, Police, Fire, Animal Management and Welfare, Purchasing, Planning and Development Services, Public Works, Building Safety, Finance, Housing, Utilities, Transit, Parks, and all aspects of municipal processes and operations.

Prepare or review all kinds of legal documents (such as ordinances, contracts, and deeds) necessary for city government to accomplish its varied functions.

Provide legal services and support to (i) closely affiliated agencies such as the Amarillo Hospital District, Amarillo-Potter Events Venue District, Amarillo Local Government Corporation, Amarillo Metropolitan Planning Organization; and, (ii) Interlocal Emergency Management functions. Also, provide information to citizens and the news media.

Legal aligns to City Council’s adopted policies, rules, strategic initiatives, and plans.

Programs of the Legal Department

**Administration and Support
2024/25 Budget — \$344,813 of Budget**

Provide daily support and assistance to the members of the department. Serve as the administrative liaison to the City Council, City Manager, City Secretary, and other city departments. Prepare correspondence, documents, and forms as required.

<i>Performance Measures/Indicators:</i>	2022/23 Actual	2023/24 Estimated	2024/25 Projected
Correspondence reviewed	700	700	800
Document preparation	350	350	400

**Criminal Section
2024/25 Budget — \$517,220 of Budget**

Perform all legal services related to processing and presentation of criminal complaints filed in the Municipal Court. Perform some civil hearing management.

<i>Performance Measures/Indicators:</i>	2022/23 Actual	2023/24 Estimated	2024/25 Projected
Bench trials	65	*	*
Jury trials	110	*	*
Bench Trial Dockets*		350	385
Jury Trial Dockets		700	500
Attorney dockets	65	40	30
Civil hearings	12	12	12
Bond forfeiture hearings	4	4	4
Appeal hearings	2	2	2

Civil Section

2024/25 Budget — \$862,033 of Budget

Review and prepare contracts and agreements as requested by all city departments. Also, all documents related to real estate transactions and management by the City are reviewed, drafted, and redrafted. Process Texas Public Information Act requests through statutorily required deadlines and administrative procedures.

Review and analyze state and federal legislation and court decisions applicable to the city. Draft ordinances and resolutions for Council action. Prepare and review memoranda regarding legislation for Council and staff.

Provide advice to the City Council, City Manager, and all City departments regarding the interpretation and application of State and Federal laws. Draft and redraft ordinances and resolutions as requested. Provide legal advice and counsel to all City departments on the interpretation of City ordinances.

Provide advice and consultation to Risk Management and all departments on processing and considering claims against the city for damages and injury. Provide litigation defense and prosecution for the city and all departments; monitor and oversee claims and litigation work of retained counsel. Prepare reports and recommendations on pending claims and litigation, as requested.

Support administrative and judicial enforcement activities of various city departments, including City Marshal, Code Enforcement, Planning, Zoning, Building Inspection, and like matters. File and prosecute administrative and civil enforcement actions to secure compliance with city codes and regulations.

Provide a wide range of high-level professional legal services to the law enforcement city departments: Police, Airport Police, City Marshal, and Animal Management & Welfare.

*Projected numbers of Bench and Jury Trial Dockets reflect the number of defendants set on a docket for trial that require trial preparation by the City Attorney’s Office.

LEGAL (1210)

2024/25 Budget

<i>Performance Measures/Indicators:</i>	2022/23 Actual	2023/24 Estimated	2024/25 Projected
Contracts/agreements drafted	140	140	225
Real estate documents drafted	40	40	40
Public Information Requests	500	500	500
Federal/State legislation/court decisions reviewed	250	250	350
Ordinances and resolutions drafted	200	200	200
Legal opinions	40	40	100
Civil Service personnel matters reviewed	24	24	30
Claims inquiries/reviews	35	35	50
Demand letters/contacts	20	20	30
Administrative proceedings	6	6	6
Judicial proceedings	5	5	8
Police Public Information Requests	85	85	85
Police Public Information Act Attorney General letters	60	60	80

Total Legal 2024/25 Budget — \$1,724,066

City of Amarillo 2024 Department Request by Business Unit

1210 - Legal



Description	2021 Actual	2022 Actual	2023 Budget	2023 Revised Estimate	2024 Dept Request	Dept Request Variance
Revenues						
1210 - Legal						
Miscellaneous Revenue						
37410 - Miscellaneous Revenue	—	—	50	—	50	—
37400 - Miscellaneous Revenue	—	—	50	—	50	—
<hr/>						
1210 - Legal	—	—	50	—	50	—
<hr/>						
Total Revenues	—	—	50	—	50	—
<hr/>						
Expenditures						
1210 - Legal						
Personal Services						
41100 - Salaries and Wages	663,775	587,605	1,060,516	637,297	1,011,279	-49,237
41300 - Incentive	-	-	1,518	-	—	-1,518
41820 - Health Insurance	76,899	69,799	110,100	66,695	99,744	-10,356
42300 - State Unemployment	390	327	1,032	462	740	-292
42400 - Workers Compensation	577	511	3,220	3,220	3,220	—
42510 - Car Allowance	5,475	5,265	5,460	5,256	5,460	-
42530 - Moving Expense	-	—	-	-	-	-
42550 - Communications Allowance	3,676	3,472	4,800	3,466	3,600	-1,200
41900 - Life	186	154	410	175	410	—
42010 - Social Security - Medicare	9,526	8,475	15,548	9,176	14,795	-753
42020 - Social Security - OASDI	38,861	34,712	62,839	36,924	61,292	-1,547
42110 - TMRS	80,328	70,667	159,772	90,559	153,459	-6,313
42115 - OPEB Funding	16,352	14,491	26,057	15,448	24,796	-1,261
41000 - Personal Services	896,044	795,478	1,451,272	868,678	1,378,795	-72,477
<hr/>						
Supplies						
51110 - Office Expense	9,905	9,187	4,500	10,500	10,660	6,160
51700 - Education	85	193	-	193	210	210
51950 - Minor Office Equipment	1,245	2,059	-	5,800	5,900	5,900
55100 - Publications	60,407	58,712	47,539	58,712	60,000	12,461
51000 - Supplies	71,642	70,150	52,039	75,205	76,770	24,731
<hr/>						
Contractual Services						
61200 - Postage	284	274	1,000	155	200	-800
61400 - Dues	3,800	3,285	4,000	2,600	2,640	-1,360
61410 - Tuition	2,803	2,412	5,336	2,660	2,700	-2,636
62000 - Professional	947,827	1,207,255	225,000	761,900	250,000	25,000
60000 - Contractual Services	954,713	1,213,225	235,336	767,315	255,540	20,204
<hr/>						
Other Charges						
71100 - Insurance and Bonds	5,085	4,655	4,115	4,115	4,476	361
75100 - Travel	5,782	4,826	23,564	7,975	8,100	-15,464
75200 - Mileage	—	70	350	—	—	-350
75300 - Meals and Local	180	653	100	40	60	-40
77100 - Court Costs	285	855	2,250	300	325	-1,925
78230 - Loss on Bad Debt	-	225	-	—	-	-
70000 - Other Charges	11,333	11,284	30,379	12,430	12,961	-17,418
<hr/>						
1210 - Legal	1,933,732	2,090,137	1,769,026	1,723,628	1,724,066	-44,960
<hr/>						
Total Expenditures	1,933,732	2,090,137	1,769,026	1,723,628	1,724,066	-44,960

2024-25 Employee Distribution by Position

Entity	1210 - Legal
Scenario	Dept Req
Year	2024
Currency	USD

Code and Description	Count
ADM070--CITY ATTORNEY	1.0
ADM071--DEPUTY CITY ATTORNEY	1.0
ADM075--SENIOR ASST. CITY ATTORNEY	2.0
ADM078--ATTORNEY III-ASST CITY ATTY	1.0
CLR941--ADMINISTRATIVE TECHNICIAN	1.0
PRF070--LEGAL ASSISTANT	1.0
PRF071--ATTORNEY I	2.0
PFR072--ATTORNEY II	1.0
Totals	10.0

New Positions

Code and Description	Count	Pay Grade	Estimated Cost
-----------------------------	--------------	------------------	-----------------------

Eliminations

Code and Description	Count	Pay Grade	Estimated Cost
-----------------------------	--------------	------------------	-----------------------

Budget Comparison

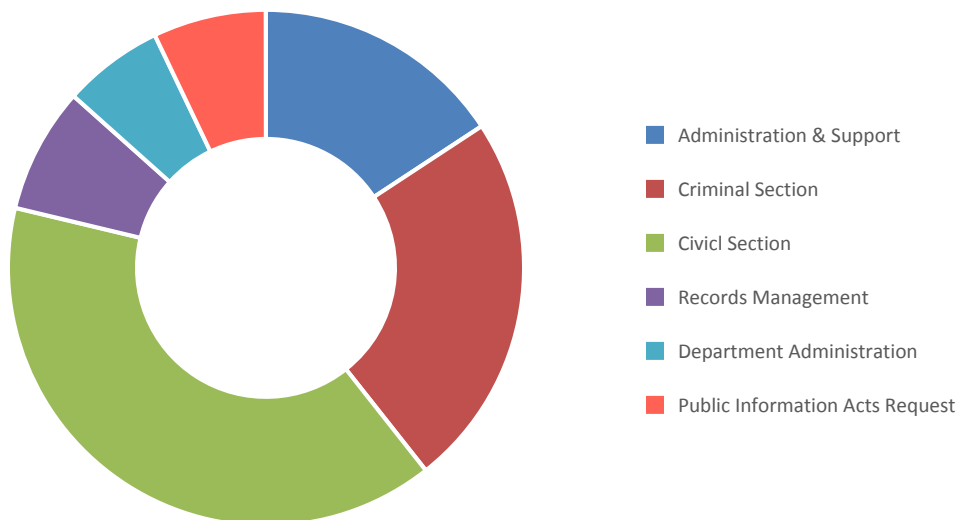
	2022/23 Actual	2023/24 Budget	2023 Revised Estimate	2024/25 Budgeted
Personal Services	281,827	324,583	313,676	338,197
Supplies	159,383	166,200	7,767	166,200
Contractual Services	5,520	27,361	21,831	27,361
Other Charges	16,237	16,516	20,419	15,391
Total Expenses	\$ 462,966	\$ 534,660	\$ 363,693	\$ 547,149

Total Departmental Revenues	\$ 2,372	\$ 10,000	\$ 9,500	\$ 10,000
------------------------------------	-----------------	------------------	-----------------	------------------

Total Covered through General Revenues	\$ 460,594	\$ 524,660	\$ 354,193	\$ 537,149
---	-------------------	-------------------	-------------------	-------------------

Approved Positions

	2022/23 Actual	2023/24 Budget	2024/25 Budgeted
Full-time	3.0	3.0	3.0
Part-time	—	—	—
Total	3.0	3.0	3.0



Mission

Identify and respond to the issues, concerns, and needs of mayor and council, City of Amarillo staff, and the citizens of Amarillo.

Goals & Objectives

The City Secretary’s Office prepares the City Council agenda and minutes, manages the official City of Amarillo records and contracts, administers the record management program, administers the open record request program, and is responsible for conducting municipal elections. The City Secretary’s Office is responsible for developing and administering records retention and destruction policies and monitoring the records storage center. The City Secretary’s Office coordinates the recruitment, application, and appointment process for City Council appointed boards and commissions.

In addition to the duties listed above, the City Secretary serves as custodian of the City of Amarillo’s corporate seal; attests to the mayor’s signature on all official documents; records and files deeds and easements; coordinates the codification of City of Amarillo ordinances into the Amarillo Municipal Code; publishes legal ads, public notices, and agendas; and develops and oversees the City Secretary’s Office and Mayor and Council budgets. The City Secretary also serves as the Local Vital Registrar and as the approving authority for TABC alcohol permits. As in many other cities, the City Secretary serves not only as a historian for the City, but also as a resource for citizens and as a link between citizens and their elected officials.

Programs of City Secretary

Election Management

2024/25 Budget — \$224,331 of Budget

Administer all aspects of City of Amarillo regular and special elections and citizen initiated petitions of initiative and referendum.

<i>Performance Measures/Indicators:</i>	2022/23 Actual	2023/24 Estimated	2024/25 Projected
Number of elections held	2	0	2

*Includes the General Election on May 6, 2023, and Runoff Election on June 24, 2023.

Council and Board Support

2024/25 Budget — \$120,373 of Budget

Provide executive assistance to the mayor and council; prepare agendas for and take the minutes of all City Council meetings; and oversee the appointment to and posting of agendas and minutes for all City Council appointed boards and commissions.

<i>Performance Measures/Indicators:</i>	2022/23 Actual	2023/24 Estimated	2024/25 Projected
Number of ordinances passed by City Council	66	80	80
Number of resolutions passed by City Council	75	70	70
Number of active boards	45	43	43
Members appointed to boards	90	90	90

Executive Support

2024/25 Budget — \$54,715 of Budget

Provide administrative support to the executive offices, including the City Manager’s Office and the department of engagement and innovation.

Records Management

2024/25 Budget — \$54,715 of Budget

Develop and administer records retention and destruction policies; monitor the records storage center; and add transparency documents to the website.

<i>Performance Measures/Indicators:</i>	2022/23 Actual	2023/24 Estimated	2024/25 Projected
Number of city records scanned	184343	180000	180,000

Public Information Act Requests

2024/25 Budget — \$49,243 of Budget

Administer the City’s Public Information Act process; receive and enter requests; monitor requests and work with department liaisons to ensure timely processing; creation and submission of requests to the Office of the Attorney General as necessary.

<i>Performance Measures/Indicators:</i>	2022/23 Actual	2023/24 Estimated	2024/25 Projected
Public information requests (excluding Police)	1407	5000*	5000
Average days to process request	9.0	11.9	8.0

*Amarillo Police Department began tracking their public information requests in GovQA during fiscal 2022/23 which led to the significant increase between 22/23 and 23/24.

Department Administration

2024/25 Budget — \$43,772 of Budget

Manage and administer the City Secretary’s Office.

Total City Secretary 2024/25 Budget — \$547,149

City of Amarillo 2024 Department Request by Business Unit

1220 - City Secretary



Description	2021 Actual	2022 Actual	2023 Budget	2023 Revised Estimate	2024 Dept Request	Dept Request Variance
Revenues						
1220 - City Secretary						
Miscellaneous Revenue						
37410 - Miscellaneous Revenue	—	1,893	10,000	7,500	10,000	—
37400 - Miscellaneous Revenue	—	1,893	10,000	7,500	10,000	—
Miscellaneous Revenue						
37410 - Miscellaneous Revenue	117	480	-	2,000	-	-
37400 - Miscellaneous Revenue	117	480	-	2,000	-	-
1220 - City Secretary	117	2,372	10,000	9,500	10,000	-
Total Revenues	117	2,372	10,000	9,500	10,000	-

Expenditures

1220 - City Secretary

Personal Services

41100 - Salaries and Wages	186,806	197,944	225,933	218,679	236,556	10,623
41820 - Health Insurance	32,949	35,321	35,940	34,240	35,940	-
42300 - State Unemployment	146	144	222	200	222	-
42400 - Workers Compensation	122	129	678	678	678	-
42510 - Car Allowance	3,008	2,893	3,000	2,888	3,000	-
42550 - Communications Allowance	1,203	1,157	1,200	1,155	1,200	-
41900 - Life	74	72	123	74	123	-
42010 - Social Security - Medicare	2,719	2,882	3,337	3,274	3,491	154
42020 - Social Security - OASDI	11,625	12,325	14,268	13,999	14,927	659
42110 - TMRS	22,982	24,188	34,290	32,466	36,210	1,920
42115 - OPEB Funding	4,676	4,960	5,592	5,618	5,850	258
41620 - Unscheduled	1,429	-189	-	405	-	-
41000 - Personal Services	267,739	281,827	324,583	313,676	338,197	13,614

Supplies

51110 - Office Expense	10,268	10,410	6,200	6,200	6,200	-
51700 - Education	71	67	-	67	-	-
51900 - Election Supplies	81,273	148,492	160,000	-	160,000	-
51950 - Minor Office Equipment	3,024	414	-	1,500	-	-
51000 - Supplies	94,636	159,383	166,200	7,767	166,200	-

Contractual Services

61200 - Postage	810	956	600	956	600	-
61300 - Advertising	4,090	3,087	8,961	6,000	8,961	-
61400 - Dues	1,086	1,135	1,000	1,000	1,000	-
61410 - Tuition	324	341	3,000	-	3,000	-
62000 - Professional	-	-	-	-	-	-
69300 - Leased Computer Software	-	-	13,800	13,875	13,800	-
60000 - Contractual Services	6,311	5,520	27,361	21,831	27,361	—

Other Charges

74000 - Printing and Binding	10,650	8,255	4,001	8,255	4,001	-
------------------------------	--------	-------	-------	-------	-------	---

**City of Amarillo 2024 Department Request by
Business Unit
1220 - City Secretary**



Description	2021 Actual	2022 Actual	2023 Budget	2023 Revised Estimate	2024 Dept Request	Dept Request Variance
71100 - Insurance and Bonds	1,695	582	1,764	1,764	639	-1,125
75100 - Travel	9,637	6,530	10,000	10,000	10,000	-
75200 - Mileage	-	-	351	-	351	-
75300 - Meals and Local	941	869	400	400	400	-
70000 - Other Charges	22,923	16,237	16,516	20,419	15,391	-1,125
1220 - City Secretary	391,609	462,966	534,660	363,693	547,149	12,489
Total Expenditures	391,609	462,966	534,660	363,693	547,149	12,489

2024-25 Employee Distribution by Position

Entity	1220 - City Secretary
Scenario	Dept Req
Year	2024
Currency	USD

Code and Description	Count
ADM020--CITY SECRETARY	1.0
ADM025--ASSISTANT CITY SECRETARY	1.0
CLR415--ADMINISTRATIVE ASSISTANT IV	1.0
Totals	3.0

New Positions

Code and Description	Count	Pay Grade	Estimated Cost
-----------------------------	--------------	------------------	-----------------------

Eliminations

Code and Description	Count	Pay Grade	Estimated Cost
-----------------------------	--------------	------------------	-----------------------

City of Amarillo Summary of Expenditures by Activity Classification



Description	2022 Actual	2023 Budget	2024 Budget
Support Services			
01000 - General Fund			
1110 - Human Resources	1,230,309	1,371,827	1,412,892
1120 - Risk Management	286,251	405,338	366,145
1251 - Custodial Services	1,612,684	1,935,470	1,886,348
1252 - Facilities Maintenance	3,821,896	4,422,948	4,163,216
1253 - MPEV	573,861	400,000	431,000
1315 - Finance	3,091,825	4,169,342	4,341,119
1325 - Purchasing	625,436	719,735	879,209
1340 - Health Plan Administration	159,725	190,988	245,465
1345 - Central Stores	304,594	393,027	388,204
1350 - General Fund Transfers	30,432,018	26,096,275	48,252,795
06100 - Fleet Services Fund			
61110 - Fleet Services Operations	13,297,834	13,086,914	14,976,334
61120 - Equipment Replacement	6,425,887	8,807,186	7,637,480
06200 - Information Technology Fund			
62010 - IT Administration	745,316	787,379	775,869
62021 - IT Enterprise Applications	2,166,632	2,472,222	2,223,250
62022 - IT Support	509,946	607,957	670,290
62023 - IT Print Services	80,689	122,321	117,726
62024 - IT GIS	376,469	441,704	457,509
62031 - IT Public Safety	193,002	196,410	508,516
62032 - IT Infrastructure	4,141,190	4,187,137	3,845,594
62033 - IT Telecom	759,189	691,370	548,175
62034 - Radio Communications	388,923.44	812,256	1,118,658
62150 - IT Capital	199,410	206,017	281,017
06300 - Risk Management Fund			
63110 - Self Insurance General	832,480	708,902	2,853,531
63115 - Unemployment Claims	54,113	91,325	93,961
63120 - Fire & Extended Coverage	3,367,316	4,150,301	3,847,367
63125 - Workers Compensation	1,737,782	3,038,593	3,065,921
63160 - General Liability	133,890	667,604	678,009
63170 - Police Professional	155,699	179,545	203,692
63185 - Automobile Liability	-642,980	508,756	672,009
63190 - Auto Physical Damage	852,270	628,866	992,046
63195 - City Property	—	—	—
63200 - Administration	—	—	—
06400 - Employee Insurance Fund			
64100 - Health Plan	24,864,872	27,481,332	33,352,687
64200 - Dental Plan	1,267,778	1,434,201	1,603,297
64300 - City Care Clinic	0	766902	0
06500 - Employee Flexible Spending Fund			
65100 - Employee Flex Plan	389,491	551,300	461,500
Support Services Total Expenditures	104,435,797	112,731,450	143,350,831

FACILITIES (1251, 1252, 1253)

2024/25 Budget

Budget Comparison

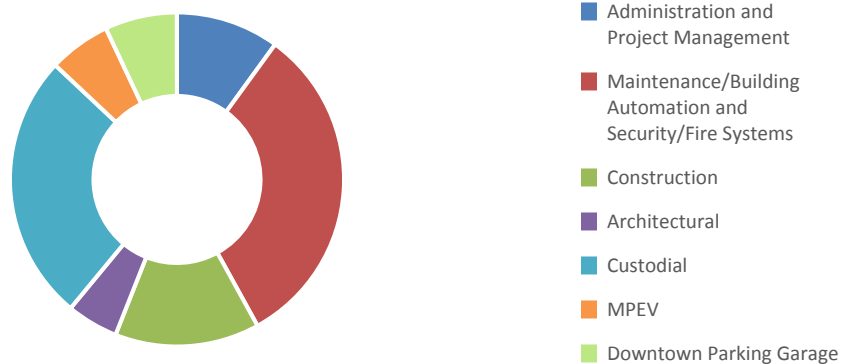
	2022/23 Actual	2023/24 Budget	2023 Revised Estimate	2024/25 Budgeted
Personal Services	\$ 3,581,910	\$ 4,355,227	\$ 3,679,401	\$ 4,053,287
Supplies	808,018	915,851	727,197	920,812
Contractual Services	634,448	703,687	774,633	815,846
Other Charges	415,140	551,405	551,344	458,371
Capital Outlay	—	—	—	—
Inter Reimbursements	—	(117,752)	—	(117,752)
Operating Transfers	568,925	350,000	350,000	350,000
Total Expenses	\$ 6,008,441	\$ 6,758,418	\$ 6,082,575	\$ 6,480,564

Total Departmental Revenues	\$ 480,574	\$ 444,861	\$ 480,661	\$ 480,908
------------------------------------	-------------------	-------------------	-------------------	-------------------

Total Covered through General Revenues	\$ 5,527,867	\$ 6,313,557	\$ 5,601,914	\$ 5,999,656
---	---------------------	---------------------	---------------------	---------------------

Approved Positions

	2022/23 Actual	2023/24 Budget	2024/25 Budgeted
Full-time	61.0	59.0	59.0
Part-time	-	-	—
Total	61.0	59.0	59.0



Mission

Maintain, design, and construct facilities for the City of Amarillo. To keep employees and citizens in a safe, secure, and professional work environment.

Goals & Objectives

Facilities will sustain a fully operational staff for the maintenance of 2,519,306 total square feet of structures with 1,748,626 square feet of it being occupied structures and sustain a fully operational custodial staff for 679,525 square feet of occupied floor space:

- Work on HVAC, mechanical, electrical, and structural issues.
- Maintain city facilities with daily inspections of mechanical systems.
- Maintain an architectural staff for design work on both new and old structures.
- Conduct project management for CIP projects as well as Proposition 2 projects to control costs and assure that local, state, and federal codes are met.
- Control costs, timelines, and quality of work while continuing to participate in Community Engagement efforts.

Programs of the Facilities Department

Administration and Project Management

2024/25 Budget — \$648,056 of Budget

- Provide oversight on city-owned construction projects to monitor timelines, costs, changes, punch lists, and overall quality of work.
- Work in conjunction with architects, engineers, and customers to assure complete and correct designs before construction.
- Develop construction estimates for budgeting and approved projects.
- Work with the City Manager's office on goals and needs for structural projects requested.
- Work with general contractors on bid projects to maintain timelines, costs, changes, punch lists, and overall quality of work performed.

Maintenance/Building Automation and Security/Fire Systems

2024/25 Budget — \$2,073,780 of Budget

- Perform plumbing repairs on water and sewer.
- Perform electrical repairs including power, lights, motors, and minor equipment.
- Perform structural service repairs on walls, ceilings, paint, roofs, door locks, and other structural issues. Perform HVAC service repairs of package cooling systems, chillers, boilers, radiant heaters, closed loop systems, blowers, and other heating and cooling systems.
- Perform miscellaneous maintenance, including hanging displayed items, painting walls, repairing floors, replacing glass, working on furnishings, and moving equipment and furnishings.
- Work with the elevator contractor on service of units and annual inspections.
- Maintain key inventory and manufacture replacement keys as needed.
- Perform snow removal from city buildings and administer 24-hour service to emergency operations buildings.
- Provide design and installation of new systems as well as daily monitoring of existing environmental control systems.
- Provide daily monitoring of building security systems and service both Building Automation and Security Systems.
- Report to department directors of security violations.

FACILITIES (1251, 1252, 1253)

2024/25 Budget

- Review reports on building automation to maintain energy efficiencies.
- Work with Police Department on approved clearances for employees.
- Create all new employee identification badges and replacements.
- Maintain and install video monitoring systems.
- Provide replacements or refurbishments of outdated units.
- Inspect pump systems on a quartile rotation.
- Coordinate with outside source for certified inspections of range hoods and other systems.

<i>Performance Measures/Indicators:</i>	2022/23 Actual	2023/24 Estimated	2024/25 Projected
Total square footage serviced (Occupied (1,748,626) and non-occupied (2,428,306))	2,381,231	2,428,306	2,519,306
HVAC service calls and B.A.S.	15%	18%	25%
Plumbing service calls	15%	20%	22%
Electrical service calls	25%	25%	17%
Building maintenance calls	35%	32%	30%
Downtown Parking Garage	10%	5%	5%
Total workorders processed	17,560	17,700	17,700
city labor/average market cost per hour	\$30.07/\$75.05	\$30.07/\$84.00	\$30.07/\$102.00

Construction

2024/25 Budget — \$907,279 of Budget

- Provide new electrical services, wiring of structures, design, lighting, and remodel work.
- Complete HVAC installation of new package systems, chillers, boilers, duct systems, heat exchangers, cooling towers, and radiant heating systems.
- Complete structural work, erection of metal buildings, building of new workstations, construction of new work areas, concrete work, framing, drywall, floors, and finishes.
- Coordinate utility work (digging trenches, overhead services) and work with utility suppliers.

<i>Performance Measures/Indicators:</i>	2022/23 Actual	2023/24 Estimated	2024/25 Projected
Number of construction projects	26	35	26

Architectural

2024/25 Budget — \$324,028 of Budget

- Provide complete sealed plan sets for new construction projects.
- Provide complete sealed plan sets for remodels. Coordinate with outside engineers for plan overlays.
- Monitor projects and progress.
- Maintain historical construction documents for city structures.

Custodial

2024/25 Budget — \$1,684,947 of Budget

- Provide daily service of occupied work areas including cleaning floors, emptying trash, dusting, vacuuming, and other needs as communicated.
- Monitor large common areas for floor maintenance and the need for stripping, waxing, buffing, and shampooing.

FACILITIES (1251, 1252, 1253)

2024/25 Budget

- Change lights afterhours to lessen impact to the public and staff.
- Create maintenance reports for issues found while performing regular duties.

<i>Performance Measures/Indicators:</i>	2022/23 Actual	2023/24 Estimated	2024/25 Projected
Square feet cleaned by each custodian each night (591,735 sq. ft. divided by 27 custodians = 21,916 sf)	24,030	21,916	22,654
Cost per square foot cleaned by each custodian	\$4.41	\$3.14	\$2.45
Number of custodial calls	110	120	125

Multi-Purpose Event Venue 2024/25 Budget — \$388,834 of Budget

Provide for lease management and ongoing repair and maintenance of the Multi-Purpose Event Venue (MPEV). The MPEV, also known as Hodgetown, is owned by the city but leased and operated by Panhandle Baseball Club, Inc. and is the home to the Amarillo Sod Poodles, the AA affiliate of the Arizona Diamondbacks.

Downtown Parking Garage 2024/25 Budget — \$453,639 of Budget

Provide for lease management and ongoing repair, operations, and maintenance of the Downtown Parking Garage.

Total Facilities Department 2024/25 Budget — \$6,480,564

City of Amarillo 2024 Department Request by Business Unit

1251 - Custodial Services



Description	2021 Actual	2022 Actual	2023 Budget	2023 Revised Estimate	2024 Dept Request	Dept Request Variance
Revenues						
1251 - Custodial Services						
Rent						
37153 - Polk Street Rental	33,349	36,354	39,461	43,751	44,408	4,947
37155 - Surface Land Rental	5,400	4,950	5,400	5,400	5,500	100
37150 - Rent	38,749	41,304	44,861	49,151	49,908	5,047
Miscellaneous Revenue						
37465 - NBV Asset Disposal	3,100	4,000	-	-	-	-
37400 - Miscellaneous Revenue	3,100	4,000	-	-	-	-
1251 - Custodial Services	41,849	45,304	44,861	49,151	49,908	5,047
Total Revenues	41,849	45,304	44,861	49,151	49,908	5,047
Expenditures						
1251 - Custodial Services						
Personal Services						
41100 - Salaries and Wages	718,699	878,041	1,049,557	969,147	1,010,262	-39,295
41300 - Incentive	15,145	15,479	18,000	4,384	18,000	-
41820 - Health Insurance	216,481	255,267	271,368	258,332	270,006	-1,362
42300 - State Unemployment	1,578	1,628	2,290	2,071	2,220	-70
42400 - Workers Compensation	50,323	61,216	66,410	66,410	66,410	-
42510 - Car Allowance	11,970	41,976	46,800	43,086	44,573	-2,227
42540 - Tool Allowance	24	-	-	-	-	-
41900 - Life	657	696	1,230	731	1,230	-
42010 - Social Security - Medicare	10,289	12,976	16,153	14,105	14,912	-1,241
42020 - Social Security - OASDI	43,995	55,485	69,092	60,311	63,755	-5,337
42110 - TMRS	87,825	105,942	166,034	139,906	154,647	-11,387
42115 - OPEB Funding	17,829	21,724	27,075	24,092	24,983	-2,092
41620 - Unscheduled	-	521	-	28	-	-
41000 - Personal Services	1,174,814	1,450,953	1,734,009	1,582,603	1,670,998	-63,011
Supplies						
51110 - Office Expense	1,368	1,543	-	310	320	320
51200 - Operating	56	8	-	-	-	-
51250 - Janitor	98,387	123,531	133,470	140,000	140,000	6,530
51300 - Clothing and Linen	2,492	59	2,501	-	2,501	-
51850 - Minor Tools	5,578	5,493	-	5,500	5,500	5,500
51000 - Supplies	107,880	130,635	135,971	145,810	148,321	12,350
Contractual Services						
61415 - Safety Training	269	1,481	2,200	3,500	3,500	1,300
62000 - Professional	866	-	1,450	-	1,450	-
67310 - Janitorial Service Cont	-	-	16,500	-	16,500	-
67500 - Laundry	5,598	5,989	4,044	4,166	-	-4,044
68100 - R & M - Building	2,200	659	-	-	6,500	6,500
69210 - Rental City Equipment	6,007	6,428	6,749	6,749	6,951	202
60000 - Contractual Services	14,941	14,556	30,943	14,415	34,901	3,958
Other Charges						
71100 - Insurance and Bonds	14,689	15,128	34,547	34,547	32,128	-2,419
78230 - Loss on Bad Debt	-	1,411	-	-	-	-
70000 - Other Charges	14,689	16,539	34,547	34,547	32,128	-2,419
1251 - Custodial Services	1,312,324	1,612,684	1,935,470	1,777,375	1,886,348	-49,122
Total Expenditures	1,312,324	1,612,684	1,935,470	1,777,375	1,886,348	-49,122

2024-25 Employee Distribution by Position

Entity	1251 - Custodial Services
Scenario	Dept Req
Year	2024
Currency	USD

Code and Description	Count
TRD910--CUSTODIAN I	27.0
TRD046--CUSTODIAN III	2.0
TRD047--CUSTODIAN II	1.0
Totals	30.0

New Positions

Code and Description	Count	Pay Grade	Estimated Cost
-----------------------------	--------------	------------------	-----------------------

Eliminations

Code and Description	Count	Pay Grade	Estimated Cost
-----------------------------	--------------	------------------	-----------------------

City of Amarillo 2024 Department Request by Business Unit

1252 - Facilities Maintenance



Description	2021 Actual	2022 Actual	2023 Budget	2023 Revised Estimate	2024 Dept Request	Dept Request Variance
Revenues						
1252 - Facilities Maintenance						
Miscellaneous Revenue						
37410 - Miscellaneous Revenue	865	510	-	510	-	-
37400 - Miscellaneous Revenue	865	510	-	510	-	-
<hr/>						
1252 - Facilities Maintenance	865	510	-	510	-	-
<hr/>						
Total Revenues	865	510	-	510	-	-

Expenditures

1252 - Facilities Maintenance

Personal Services

41100 - Salaries and Wages	1,404,465	1,412,401	1,724,518	1,385,125	1,550,219	-174,299
41300 - Incentive	11,201	10,204	12,000	8,609	6,000	-6,000
41820 - Health Insurance	276,281	299,553	339,084	275,291	323,262	-15,822
42300 - State Unemployment	1,512	1,385	2,570	1,458	2,146	-424
42400 - Workers Compensation	64,256	64,504	63,787	63,787	63,787	-
42510 - Car Allowance	9,024	8,678	9,000	8,664	9,000	-
42540 - Tool Allowance	15,256	15,495	17,100	13,991	13,500	-3,600
42550 - Communications Allowance	7,220	6,943	7,200	6,932	7,200	-
41900 - Life	698	648	1,230	598	1,189	-41
42010 - Social Security - Medicare	20,025	19,993	25,664	19,616	22,996	-2,668
42020 - Social Security - OASDI	84,443	84,195	106,699	81,966	97,925	-8,774
42110 - TMRS	172,812	171,178	261,690	196,338	238,523	-23,167
42115 - OPEB Funding	35,130	35,102	42,676	34,028	38,542	-4,134
41620 - Unscheduled	6,685	678	8,000	395	8,000	-
41000 - Personal Services	2,109,010	2,130,956	2,621,218	2,096,798	2,382,289	-238,929

Supplies

51110 - Office Expense	11,179	27,791	8,501	41,000	41,000	32,499
51200 - Operating	3,031	9,222	15,000	-	-	-15,000
51250 - Janitor	87	22	1,000	9,965	1,000	-
51300 - Clothing and Linen	15,819	15,950	16,001	16,075	16,350	349
51350 - Chemical and Medical	-	-	300	-	300	-
51400 - Photographic	-	-	100	-	100	-
51700 - Education	3,739	459	2,500	2,500	2,500	-
51800 - Fuel & Oil	5,131	3,233	4,689	5,494	5,659	970
51850 - Minor Tools	5,670	-	6,000	6,000	6,000	-
52050 - Auto Parts	158	12,855	800	7,000	7,000	6,200
52120 - Tires and Tubes Other	-	-	-	-	-	-
52050.LABOR - Auto Parts Labor	-	-	501	-	501	-
53100 - Natural Gas	76,917	75,304	85,543	62,052	63,914	-21,629
53150 - Electricity	381,254	469,666	518,997	340,428	534,567	15,570
53200 - Water and Sewer	49,545	62,880	69,948	90,873	93,600	23,652
51000 - Supplies	552,531	677,383	729,880	581,387	772,491	42,611

Contractual Services

61200 - Postage	210	7	24	-	24	-
61400 - Dues	-	-	1,500	1,500	1,500	-
61410 - Tuition	-	-	7,000	7,000	7,000	-

City of Amarillo 2024 Department Request by Business Unit

1252 - Facilities Maintenance



Description	2021 Actual	2022 Actual	2023 Budget	2023 Revised Estimate	2024 Dept Request	Dept Request Variance
61415 - Safety Training	264	598	4,001	5,000	5,000	999
62000 - Professional	-	-	-	-	-	-
67320 - Extermination	2,447	11,064	20,000	20,000	20,000	-
68100 - R & M - Building	400,220	469,740	480,000	495,000	505,500	25,500
68300 - R & M - Improvements	-	6	10,000	-	-	-10,000
68640 - Machinery	5,441	-	500	-	-	-500
68650 - Shop Equipment	2,951	-	4,501	6,000	8,000	3,499
68680 - Other Equipment	-	-	2,000	-	-	-2,000
69210 - Rental City Equipment	107,687	133,541	140,218	140,218	148,421	8,203
69220 - Rental Other Equipment	71	-	3,000	4,500	4,500	1,500
60000 - Contractual Services	519,290	614,956	672,744	679,218	699,945	27,201
Other Charges						
72000 - Communication	-	375	-	2,500	2,500	2,500
74000 - Printing and Binding	-456	-674	1,500	1,000	1,000	-500
71100 - Insurance and Bonds	367,605	397,668	509,799	509,797	419,243	-90,556
75100 - Travel	-	-	4,183	-	-	-4,183
75300 - Meals and Local	571	1,232	1,376	3,500	3,500	2,124
70000 - Other Charges	367,720	398,601	516,858	516,797	426,243	-90,615
Inter Reimbursements						
90160 - Other Departments	-	-	-17,752	-	-17,752	-
90180 - Sales to Other Department	-	-	-50,000	-	-50,000	-
90190 - Payroll Reimbursements	-204,990	-	-50,000	-	-50,000	-
90000 - Inter Reimbursements	-204,990	-	-117,752	-	-117,752	-
1252 - Facilities Maintenance	3,343,560	3,821,896	4,422,948	3,874,200	4,163,216	-259,732
Total Expenditures	3,343,560	3,821,896	4,422,948	3,874,200	4,163,216	-259,732

2024-25 Employee Distribution by Position

Entity	1252 - Facilities Maintenance
Scenario	Dept Req
Year	2024
Currency	USD

Code and Description	Count
ADM060--FACILITIES & SPEC PROJ ADMIN	1.0
ADM061--ASSISTANT FACILITIES MANAGER	2.0
CLR941--ADMINISTRATIVE TECHNICIAN	2.0
PRF061--FACILITIES COORDINATOR II	2.0
PRF875--FACILITIES FIELD SUPERVISOR	1.0
TEC107--SPECIAL PROJECTS MANAGER	1.0
TEC115--BAS CONTROL TECHNICIAN	3.0
TEC215--DESIGN TECHNICIAN II	1.0
TRD060--ELECTRICIAN II	1.0
TRD906--BUILDING MECHANIC III	11.0
TRD915--ELECTRICIAN I	3.0
TRD930--UTILITY WORKER	1.0
Totals	29.0

New Positions

Code and Description	Count	Pay Grade	Estimated Cost
-----------------------------	--------------	------------------	-----------------------

Eliminations

Code and Description	Count	Pay Grade	Estimated Cost
-----------------------------	--------------	------------------	-----------------------

City of Amarillo 2024 Department Request by Business Unit

1253 - MPEV



Description	2021 Actual	2022 Actual	2023 Budget	2023 Revised Estimate	2024 Dept Request	Dept Request Variance
Revenues						
1253 - MPEV						
Interest Earnings						
37110 - Interest Income	3,503	34,760	-	31,000	31,000	31,000
37109 - Interest Earnings	3,503	34,760	-	31,000	31,000	31,000
Rent						
37154 - Other Rental Income	466,667	400,000	400,000	400,000	400,000	-
37150 - Rent	466,667	400,000	400,000	400,000	400,000	-
1253 - MPEV	470,169	434,760	400,000	431,000	431,000	31,000
Total Revenues	470,169	434,760	400,000	431,000	431,000	31,000
Expenditures						
1253 - MPEV						
Supplies						
51200 - Operating	53,200	-	50,000	-	-	(50,000)
51000 - Supplies	53,200	-	50,000	-	-	(50,000)
Contractual Services						
68100 - R & M Building	-	4,936	-	-	-	-
68300 - R & M - Improvements	18,401	-	-	81,000	81,000	81,000
60000 - Contractual Services	18,401	4,936	-	81,000	81,000	81,000
Capital Outlay						
84910 - Other Equipment	-	-	-	-	-	-
80000 - Capital Outlay	-	-	-	-	-	-
Operating Transfers						
92060 - Civic Center Improv	-	393,925	-	-	-	-
92170 - Trsf to Debt Service	175,000	175,000	350,000	350,000	350,000	-
92000 - Operating Transfers	175,000	568,925	350,000	350,000	350,000	-
1253 - MPEV	246,600	573,861	400,000	431,000	431,000	31,000
Total Expenditures	246,600	573,861	400,000	431,000	431,000	31,000

Budget Comparison

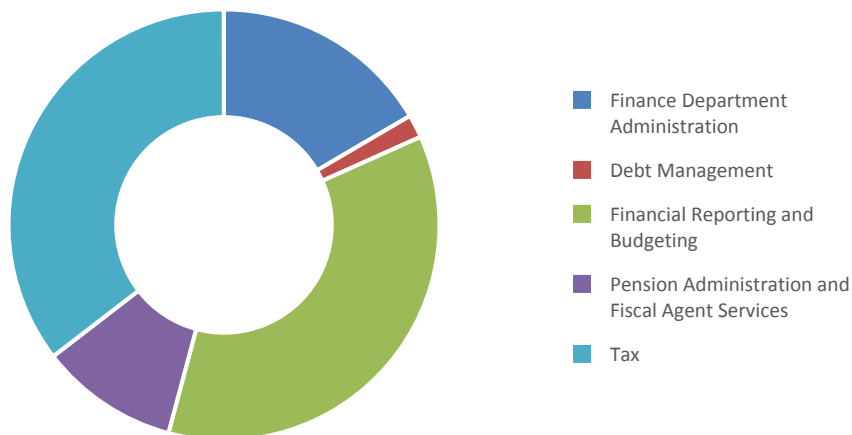
	2022/23 Actual	2023/24 Budget	2023 Revised Estimate	2024/25 Budgeted
Personal Services	2,014,917	2,424,140	2,271,140	2,602,237
Supplies	43,751	43,071	41,730	44,571
Contractual Services	1,000,006	1,681,311	1,420,018	1,670,875
Other Charges	33,151	20,820	500,071	23,436
Total Expenses	\$ 3,091,825	\$ 4,169,342	\$ 4,232,959	\$ 4,341,119

Total Departmental Revenues	172,228,795	177,005,756	175,444,138	180,899,139
------------------------------------	--------------------	--------------------	--------------------	--------------------

Total Covered through General Revenues	(169,135,980)	(172,836,414)	(171,224,627)	(176,558,020)
---	----------------------	----------------------	----------------------	----------------------

Approved Positions

	2022/23 Actual	2023/24 Budget	2024/25 Budgeted
Full-time	24.0	25.0	26.0
Part-time	3.0	3.0	3.0
Total	27.0	28.0	29.0



Mission

Promote and maintain excellence and efficiency in the accounting, budgeting, and reporting functions of the city.

Strategic Approach

The Finance Department is responsible for the administration of all the city's financial activities as described in Article V., Section 27 of the City Charter. Finance is also responsible for maintaining a financial system that accurately records all receipts and disbursements for the City of Amarillo, for providing timely reporting to individual departments, and for preparation of the Annual Comprehensive Financial Report, while utilizing best practices related to all financial matters.

The Finance Department provides multiple programs including administration, cash and debt management, financial reporting and budgeting, internal control, pension administration, fiscal agent services, and property tax analysis.

The Finance Department evaluates city policies pertaining to control of financial matters and audits payments to vendors and contractors. In addition to performing the accounting and reporting functions for the city, Finance provides these services for the Amarillo Economic Development Corporation, Amarillo Hospital District, Amarillo-Potter Events Venue District, Tax Increment Reinvestment Zone #1, Tax Increment Reinvestment Zone #2, Local Government Corporation, Amarillo Chamber of Commerce, Amarillo Convention and Visitor's Bureau, Amarillo Housing Finance Corporation, Amarillo Health Facility Corporation, and the Harrington Library Consortium.

The Finance Department will utilize funding for FY 2024/25 to ensure proper budgeting, accounting, and reporting of all City of Amarillo financial information in accordance with applicable accounting pronouncements, laws, and bond covenants. The funding will help maintain favorable bond ratings for the City of Amarillo, ensure proper internal controls are in place and make sure all property taxes are correctly calculated and reported.

Programs

Finance Department Administration

2024/25 Budget — \$434,112 of Budget

Provide management and oversight to Central Stores, Purchasing, Vital Statistics, and Utility Billing departments. Provides oversight of accountants and clerks to provide timely financial records for all deposits and disbursements for all departments of the city. Preserve the safety and liquidity of city investments as directed by policies of the city, while maximizing interest earnings. Monitor the city's banking relationships to verify that the city is compliant with all state requirements.

In 2022, the Finance Department received certification from the Government Treasurer's Organization of Texas (GTOT) on the City's investment policy, aligning to Finance's goal of fiscal responsibility. This was the third time the city participated in this certification program, which is good for two years. The city will submit the investment policy for certification again in 2024.

<i>Performance Measures/Indicators:</i>	2022/23 Actual	2023/24 Estimated	2024/25 Projected
Total Operating Costs Managed (millions)	\$84.5	\$83.3	\$86.3
Total Positions Managed	105	117	117
Public Funds Investment Act Compliance	100%	100%	100%
Quarterly Investment Reports Presented to Council	4/100%	4/100%	4/100%
GTOT Investment Policy Certification (years)	8	9	10

**Total expenses for Finance, Purchasing, Central Stores, Vital Statistics, Utility Billing, Water & Sewer General, Sewer General, Water General, General Fund Transfers, and Debt Service Fund.*

Debt Management

2024/25 Budget — \$86,822 of Budget

Issue debt with bond covenants that will protect taxpayers and future bondholders. Ensure all debt payments are made in a timely manner and in accordance with bond covenants. Coordinate with rating agencies, financial advisors, and underwriters to achieve the lowest overall interest rate paid on new issues. Issue refunding bonds if financially prudent. Each year, the Finance Department analyzes the debt per capita ratio in comparison to peer cities. This information is provided to the City Council and citizens for comparison purposes.

<i>Performance Measures/Indicators:</i>	2022/23 Actual	2023/24 Estimated	2024/25 Projected
GO Bonds (S&P)	AAA	AAA	AAA
Water & Sewer Revenue Bonds (S&P)	AA+/Stable	AA+	AAA
Drainage Utility Revenue Bonds (S&P)	AA+/Stable	AA+	AAA
HOT Revenue Bonds (S&P)**	A+/Stable	A+	A+
Compliance with Bond Covenants	100%	100%	100%
Debt per Capita*	\$2,476.30	\$2,620.00	\$3,450.00
Amount of Debt Outstanding	\$503,843,000	\$660,000,000	\$702,000,000

**Excludes Water Authority Debt*

***Due to COVID-19 impact on hotel occupancy taxes*

Financial Reporting and Budgeting

2024/25 Budget — \$911,635 of Budget

Ensure timely, accurate reports are available to city departments and external users. Facilitate preparation of adopted budgets in accordance with State law. Prepare monthly and quarterly financials for management. Submit Annual Comprehensive Financial Reports, adopted budgets, and Popular Annual Financial Reports to the Government Finance Officers Association (GFOA) each year for formal review and certification aligning to the Finance Department’s goal of fiscal responsibility. Assist departments with financial oversight of all construction in progress, capital purchases, and capital asset financial presentation; maintain accurate financial information for all assets for all departments. Prepare grant billings and manage financial reporting of grants to federal and state agencies. Establish and maintain an effective system of organizational internal control.

It is the City’s policy is to maintain a 90-day operating reserve plus one year’s capital requirements. Finance works with all departments to develop operating budgets and long-term capital plans that ensure compliance with this policy.

<i>Performance Measures/Indicators:</i>	2022/23 Actual	2023/24 Estimated	2024/25 Projected
GFOA Certificate of Achievement for Excellence in Financial Reporting (years)	47	48	49
GFOA Distinguished Budget Presentation (years)	32	33	34
GFOA Award of Outstanding Achievement in Popular Annual Financial Reporting (years)	12	0.13	0.14
Quarterly Financial Reporting to City Manager	4/100%	4/100%	4/100%
Monthly Budget vs. Actual Reporting to Audit Committee	12/100%	12/100%	12/100%
General Fund Reserves as % of target	100%	100%	100%
Single Audit Findings	0	0	0
Internal control issues reported by external auditors	0	0	0

Pension Administration and Fiscal Agent Services

2024/25 Budget — \$260,467 of Budget

Administer the Amarillo Firemen’s Relief and Retirement Fund (AFRRF) and the Northwest Texas Healthcare System (NWTXHS) Pension Plan to provide benefits for both retirees and current employees.

Provide accounting and financial services for the Amarillo Economic Development Corporation, Amarillo Hospital District, Amarillo-Potter Events Venue District, Tax Increment Reinvestment Zone #1, Tax Increment Reinvestment Zone #2, Local Government Corporation, Amarillo Chamber of Commerce, Amarillo Convention and Visitor’s Bureau, Amarillo Housing Finance Corporation, Amarillo Health Facility Corporation, and the Harrington Library Consortium.

<i>Performance Measures/Indicators:</i>	2022/23 Actual	2023/24 Estimated	2024/25 Projected
Compliance with Pension Review Board Requirements:			
AFRRF	100%	100%	100%
NWTXHS Pension Plan	100%	100%	100%
Unmodified Audit Opinion for Outside Entities (City is fiscal agent)	8/100%	8/100%	8/100%

Property Taxes

2024/25 Budget — \$955,046 of Budget

The Finance Department is responsible for the recording of property tax collections and all tax calculations as well as payment to the Potter Randall Appraisal District for assessment of the city’s property taxes. Finance ensures that all budget and tax publication notices and postings, City Council meeting dates for public hearings, and budget and tax rate adoption are conducted as required by State statutes. Finance prepares historic comparative schedules of tax rates, assessed values, and budgets with peer cities for City Council and taxpayers aligning to the city’s goal of fiscal responsibility.

**Treasury Management
2024/25 Budget - \$1,475,980 of budget**

Manages electronic payments, receipts, positive pay, stop payments, and monthly reconciliations. Manages all weekly payments to vendors and deposits to the city and ensures all cash receipts are recorded to the proper department.

<i>Performance Measures/Indicators:</i>	2022/23 Actual	2023/24 Estimated	2024/25 Projected
Pool checks issued	11,157.00	11,200.00	11,200.00
Vendor ACH Payments	3,530.00	4,000.00	4,000.00
Procurement Card Transactions	30,472.00	31,500.00	32,500.00
Procurement Card Rebate	\$117,426.00	\$137,500.00	\$137,000.00
1099's issued	630	625	650

**Payroll
2024/25 Budget - \$217,056 of budget**

Processes bi-weekly payroll and associated bi-weekly, monthly, and quarterly reports, as well as year-end earnings reporting forms.

<i>Performance Measures/Indicators:</i>	2022/23 Actual	2023/24 Estimated	2024/25 Projected
W-2's issued	2,915	2,973.00	3,000

Total Finance Department 2024/25 Budget — \$4,341,119

City of Amarillo 2024 Department Request by Business Unit

1315 - Finance

Description	2021 Actual	2022 Actual	2023 Budget	2023 Revised Estimate	2024 Dept Request	Dept Request Variance
Revenues						
Operating Revenues						
Current Year's Levy						
30310 - Collec Potter County As	22,950,666	23,613,717	24,734,690	24,720,000	26,210,896	1,476,206
30311 - Collec Randall County A	26,365,990	27,454,891	29,575,083	28,850,000	31,460,394	1,885,311
30312 - Potter TIRZ #1 Participation	-583,885	-654,154	-780,084	-748,795	-863,907	-83,823
30313 - Property Tax Rebate	0	0	0	-13,448	0	0
30300 - Current Year's Levy	48,732,771	50,414,454	53,529,689	52,807,757	56,807,383	3,277,694
Prior Year's Levy						
30321 - Prior Year Collec Potte	222,908	234,144	222,339	302,000	268,000	45,661
30322 - Prior Year Collec Randa	104,537	83,104	92,383	132,000	108,000	15,617
30320 - Prior Year's Levy	327,444	317,248	314,722	434,000	376,000	61,278
Penalty and Int-Delinquent Tax						
30331 - Potter County Assessor	293,732	276,472	256,708	331,000	305,000	48,292
30332 - Randall County Assessor	159,948	177,105	150,423	224,500	200,000	49,577
30330 - Penalty and Int-Delinquent Tax	453,680	453,578	407,131	555,500	505,000	97,869
Gross Receipts Business Taxes						
30410 - Electricity Utility	10,261,180	11,957,070	12,941,908	11,050,000	11,270,000	-1,671,908
30420 - Gas Utility	4,292,852	4,083,163	4,536,465	3,400,000	3,465,000	-1,071,465
30430 - Water Utility	3,146,818	3,606,101	3,751,971	3,924,791	4,337,935	585,964
30435 - Sewer Utility	1,336,332	1,533,108	1,594,798	1,668,229	1,844,687	249,889
30440 - Telecommunications Util	705,481	693,894	753,548	560,000	535,000	-218,548
30450 - Cable TV	1,305,317	1,085,742	959,550	997,000	940,000	-19,550
30460 - Ambulance Services	36.55	0	0	0	0	0
30400 - Gross Receipts Business Taxes	21,048,018	22,959,078	24,538,240	21,600,020	22,392,622	-2,145,618
Hotel Occupancy Tax						
30471 - HOT Rebate	-753,112	-794,828	-929,333	-900,000	-915,000	14,333
30470 - Hotel Occupancy Tax	9,585,539	9,180,831	9,293,332	9,155,000	9,155,000	-138,332
30469 - Hotel Occupancy Tax	8,832,427	8,386,003	8,363,999	8,255,000	8,240,000	-123,999
Sales Tax						
30610 - General Sales Tax	74,488,831	75,448,868	75,900,000	77,725,000	78,000,000	2,100,000
30611 - Sales Tax Rebate	-21,045.82	-55,528	-56,000	-45,881	-56,000	0
30620 - Mixed Beverage Sales Ta	1,124,346	1,157,840	1,210,744	1,160,000	1,185,000	-25,744
30600 - Sales Tax	75,592,131	76,551,180	77,054,744	78,839,119	79,129,000	2,074,256

City of Amarillo 2024 Department Request by Business Unit

1315 - Finance

Description	2021 Actual	2022 Actual	2023 Budget	2023 Revised Estimate	2024 Dept Request	Dept Request Variance
Intergovernmental Revenues						
32880 - Arrest Fee Collection	0	1,906.79	2,200	1,900	2,200	0
32900 - Fiscal Agent Fees	92,261	89,382	205,815	114,226	205,815	0
32800 - Intergovernmental Revenues	92,261	91,289	208,015	116,126	208,015	0
Contract Income						
36522 - City Contract Income	31,888	40,166	36,333	45,604	36,333	0
36520 - Contract Income	31,888	40,166	36,333	45,604	36,333	0
Operating Revenues	155,110,620	159,212,996	164,452,873	162,653,126	167,694,353	3,241,480
Non-Oper Revenues						
Interest Earnings						
37110 - Interest Income	520,877	2,571,792	2,800,000	3,130,795	2,632,000	-168,000
37115 - Unrealized G/L	-1,592,593	595,757	0	0	0	0
37109 - Interest Earnings	-1,071,716	3,167,549	2,800,000	3,130,795	2,632,000	-168,000
Rent						
37155 - Surface Land Rental	0	36,595.14	37,545	37,553	37,545	0
37170 - Payment in Lieu of Property Tx	4,823,547	5,596,484	5,400,911	5,400,912	5,316,436	-84,475
37150 - Rent	4,823,547	5,633,079	5,438,456	5,438,465	5,353,981	-84,475
Non-Oper Revenues	3,751,831	8,800,628	8,238,456	8,569,260	7,985,981	-252,475
Other Financing Sources						
Administrative Charges						
37210 - Water & Sewer Utility	1,851,075	1,851,075	1,601,920	1,601,920	1,809,027	207,107
37220 - Airport	144,784	144,784	261,198	261,198	313,973	52,775
37250 - Indirect Cost Reimbusem	2,805,832	2,147,773	2,322,809	2,192,563	2,483,934	161,125
37200 - Administrative Charges	4,801,691	4,143,632	4,185,927	4,055,681	4,606,934	421,007
Miscellaneous Revenue						
37130 - Discounts Earned	0	9,650.14	8,000	13,732	13,000	5,000
37140 - Returned Check Fees	0	954	500	475	500	0
37141 - Merchant Service Fees	0	-7,432.76	-10,000	-6,790	-10,000	0
37410 - Miscellaneous Revenue	0	63,367.52	25,000	153,654	503,371	478,371
37420 - Donations	5,000	5,000	5,000	5,000	5,000	0
37428 - Procurement Card Rebate	0	0	100,000	0	100,000	0

City of Amarillo 2024 Department Request by Business Unit

1315 - Finance

Description	2021 Actual	2022 Actual	2023 Budget	2023 Revised Estimate	2024 Dept Request	Dept Request Variance
37400 - Miscellaneous Revenue	5,000	71,539	128,500	166,071	611,871	483,371
Other Financing Sources	4,806,691	4,215,171	4,314,427	4,221,752	5,218,805	904,378
Total Revenues	163,669,142	172,228,795	177,005,756	175,444,138	180,899,139	3,893,383

Expenditures

Personal Services

Personal Services

41100 - Salaries and Wages	520,562	1,458,819	1,717,147	1,653,056	1,841,465	124,318
41300 - Incentive	1,203	2,494	2,700	2,474	2,400	-300
41820 - Health Insurance	46,277	234,679	263,868	226,778	280,782	16,914
42300 - State Unemployment	380	1,532	1,998	1,846	2,200	202
42400 - Workers Compensation	1,365	4,676	6,745	6,745	6,745	0
42510 - Car Allowance	3,659	2,934	3,000	2,730	3,000	0
42530 - Moving Expense	0	0	0	0	0	0
42550 - Communications Allowance	2,667	4,860	6,000	4,865	3,600	-2,400
41900 - Life	164	540	984	547	1,107	123
42010 - Social Security - Medicare	7,395	20,381	25,069	22,536	26,792	1,723
42020 - Social Security - OASDI	30,390	81,354	104,406	93,190	113,672	9,266
42110 - TMRS	61,148	169,142	250,970	220,382	275,751	24,781
42115 - OPEB Funding	12,393	33,430	41,253	35,630	44,723	3,470

41000 - Personal Services	687,603	2,014,841	2,424,140	2,270,779	2,602,237	178,097
----------------------------------	----------------	------------------	------------------	------------------	------------------	----------------

Overtime Pay

41620 - Unscheduled	0	75.6	0	361	0	0
---------------------	---	------	---	-----	---	---

41600 - Overtime Pay	0	75.6	0	361	0	0
-----------------------------	----------	-------------	----------	------------	----------	----------

Personal Services	687,604	2,014,917	2,424,140	2,271,140	2,602,237	178,097
--------------------------	----------------	------------------	------------------	------------------	------------------	----------------

Supplies

General Supplies

51110 - Office Expense	21,322	36,195	42,071	38,730	42,071	0
51115 - Employee Recognition Program	968	372	1,000	1,000	1,000	0
51700 - Education	410	2,542	0	500	0	0
51950 - Minor Office Equipment	7,322	4,642	0	1,500	1,500	1,500

51100 - General Supplies	30,023	43,751	43,071	41,730	44,571	1,500
---------------------------------	---------------	---------------	---------------	---------------	---------------	--------------

Supplies	30,023	43,751	43,071	41,730	44,571	1,500
-----------------	---------------	---------------	---------------	---------------	---------------	--------------

City of Amarillo 2024 Department Request by Business Unit

1315 - Finance

Description	2021 Actual	2022 Actual	2023 Budget	2023 Revised Estimate	2024 Dept Request	Dept Request Variance
Contractual Services						
Contractual Services						
61100 - Communications Billing	0	303.92	920	760	920	0
61200 - Postage	240	22,593	23,601	32,020	23,601	0
61300 - Advertising	6,121	0	0	2,100	0	0
61400 - Dues	2,244	2,584	4,670	2,390	4,670	0
61410 - Tuition	3,363	0	0	960	2,500	2,500
61412 - Training	1,829	8,740	18,272	4,505	10,000	-8,272
62000 - Professional	104,088	166,104	94,000	209,840	175,000	81,000
60000 - Contractual Services	117,885	200,325	141,463	252,575	216,691	75,228
Other Professional						
63100 - Appraisal District Service	581,563	579,947	640,000	640,000	640,000	0
63140 - Audit Fee	0	181,280	166,000	200,000	219,000	53,000
63210 - Armored Car Service	0	2,969.52	2,964	2,134	0	-2,964
63000 - Other Professional	581,563	764,197	808,964	842,134	859,000	50,036
Repair and Maint Services						
68610 - Office Equipment	0	0	2,200	0	2,200	0
68000 - Repair and Maint Services	0	0	2,200	0	2,200	0
Rentals						
69300 - Leased Computer Software	51,398	35,485	728,684	325,309	592,984	-135,700
69000 - Rentals	51,398	35,485	728,684	325,309	592,984	-135,700
Contractual Services	750,845	1,000,006	1,681,311	1,420,018	1,670,875	-10,436
Other Charges						
Other Charges						
74000 - Printing and Binding	0	9,269.83	4,000	9,270	4,000	0
75100 - Travel	2,454	10,647	3,000	10,801	3,000	0
75200 - Mileage	0	37.99	150	38	150	0
75300 - Meals and Local	1,258	362	150	930	300	150
78210 - Cash Over/Short	0	-657	0	0	0	0
78230 - Loss on Bad Debt	0	80	0	0	0	0
70000 - Other Charges	3,712	20,317	7,300	21,039	7,450	150
Insurance						

City of Amarillo 2024 Department Request by Business Unit 1315 - Finance

Description	2021 Actual	2022 Actual	2023 Budget	2023 Revised Estimate	2024 Dept Request	Dept Request Variance
71330 - Incurred Claims	—	—	—	465,512	—	—
71100 - Insurance and Bonds	3,390	13,411	13,520	13,520	15,986	2,466
71000 - Insurance	3,390	13,411	13,520	479,032	15,986	2,466
Other Charges	7,102	33,151	20,820	500,071	23,436	2,616
Total Expenditures	1,475,574	3,091,825	4,169,342	4,232,959	4,341,119	171,777

2024-25 Employee Distribution by Position

Entity	1315 - Finance
Scenario	Dept Req
Year	2024
Currency	USD

Code and Description	Count
ADM100--DIRECTOR OF FINANCE	1.0
ADM101--TREASURER	1.0
ADM120--DEPUTY DIRECTOR OF FINANCE	1.0
ADM121--CONTROLLER	1.0
CLR120--ACCOUNTING ASSISTANT	1.0
CLR121--ACCOUNTS PAYABLE CLERK	2.0
CLR410--ADMINISTRATIVE ASSISTANT III	1.0
CLR941--ADMINISTRATIVE TECHNICIAN	1.0
CLR947--ADMINISTRATIVE SPECIALIST I	1.0
CLR960--PAYROLL TECHNICIAN	1.0
HRL145--COLLECTIONS CLERK	1.0
HRL920--INTERN	2.0
PRF100--INTERNAL AUDITOR	1.0
PRF103--ERP SYSTEM SPECIALIST	1.0
PRF120--FINANCIAL ACCOUNTANT/GRANT MGR	1.0
PRF124--COLLECTIONS COORDINATOR	1.0
PRF128--ACCOUNTANT III	5.0
PRF129--SENIOR ACCOUNTANT	1.0
PRF130--BUDGET ANALYST	2.0
PRF210--PAYROLL SPECIALIST	1.0
PRF345--PAYROLL COORDINATOR	1.0
Total	28.0

New Positions

Code and Description	Count	Pay Grade	Estimated Cost
ACCOUNTANT I	1		\$80,000

Eliminations

Code and Description	Count	Pay Grade	Estimated Cost
----------------------	-------	-----------	----------------

Budget Comparison

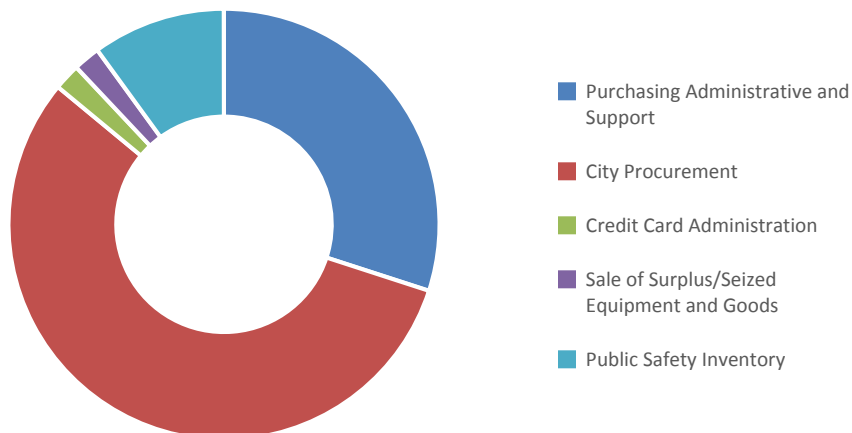
	2022/23 Actual	2023/24 Budget	2023 Revised Estimate	2024/25 Budgeted
Personal Services	\$ 509,749	\$ 646,635	\$ 624,010	\$ 762,646
Supplies	18,269	14,000	14,000	20,099
Contractual Services	91,827	47,917	143,417	79,917
Other Charges	5,591	11,183	11,183	16,547
Total Expenses	\$ 625,436	\$ 719,735	\$ 792,610	\$ 879,209

Total Departmental Revenues	\$ 4,686	\$ 30,000	\$ 51,693	\$ 68,710
------------------------------------	-----------------	------------------	------------------	------------------

Total Covered through General Revenues	\$ 620,750	\$ 689,735	\$ 740,917	\$ 810,499
---	-------------------	-------------------	-------------------	-------------------

Approved Positions

	2022/23 Actual	2023/24 Budget	2024/25 Budgeted
Full-time	9.0	10.0	10.0
Part-time	0.0	0.0	0.0
Total	9.0	10.0	10.0



Mission

To deliver optimal value to the City of Amarillo by strategically acquiring materials, services, supplies, and equipment while adhering to legal and funding regulations.

Goals & Objectives

The Purchasing Department strives for a procurement process that is both fair and trusted. This means ensuring equal access to all vendors through competitive bidding. We conduct these acquisitions with transparency to instill public confidence in the integrity of the system and to protect taxpayer dollars. This commitment extends to the responsible disposal of surplus city equipment.

Programs of the Purchasing Department

**Administration and Support
2024/2025 Budget — \$316,515 of Budget**

Oversee and manage the Purchasing division to ensure that the city is purchasing services and material in the correct manner and in a manner that is fiscally responsible. Support in entering new vendors; checking for required insurance; handing out bids and addendums; typing specifications; and making payment to vendors on purchase orders. Provide training for new credit card users and new purchasing request users, as well as training for employees on City of Amarillo Purchasing Manual changes. Provide additional training for vendors on how to conduct business with the city.

<i>Performance Measures/Indicators:</i>	2022/23 Actual	2023/24 Estimated	2024/25 Projected
Vendor payments made in 30 days or less from invoice date	93%	93%	93%
Vendor payments processed	2,150	2,150	2,150
City employees trained	200	200	200
Vendor training opportunities	2	2	2
Updates/additions to vendor database	700	700	700
Specifications issued/updated	50	50	50
Renewal/new vendor insurance	850	850	850

City Procurement

2024/25 Budget — \$536,317 of Budget

Responsible for working with other city departments to ensure the required information is entered correctly for the bid process. Submit bids to the public and answer any questions as needed.

<i>Performance Measures/Indicators:</i>	2022/23 Actual	2023/24 Estimated	2024/25 Projected
Written Bids processed	420	410	420
Requests for Proposals	39	40	40
Purchase Orders processed	2,432	2,200	2,250
Annual Contracts processed	186	180	180
Percent spent locally	37%	40%	40%

Credit Card Administration

2024/25 Budget — \$17,584 of Budget

Administer procurement card (P-Card) program for new cards, resolve issues with cards, and audit transactions.

<i>Performance Measures/Indicators:</i>	2022/23 Actual	2023/24 Estimated	2024/25 Projected
City issued P-Cards	637	650	675
Amount spent on P-Cards	\$6,628,649	\$6,800,000	\$7,000,000
Average amount per P-Card transaction	\$233.07	\$247.27	\$245.61
P-Card transactions	27,848	27,500	28,500

Sale of Surplus/Seized Equipment and Goods

2024/25 Budget — \$8,792 of Budget

Responsible for coordination of moving items to the auction building to sell and for resolution of issues during auctions.

<i>Performance Measures/Indicators:</i>	2022/23 Actual	2023/24 Estimated	2024/25 Projected
Auction Revenues	\$277,338.66	\$425,000	\$500,000

Total Purchasing Department 2024/25 Budget — \$879,209

City of Amarillo 2024 Department Request by Business Unit

1325 - Purchasing



Description	2021 Actual	2022 Actual	2023 Budget	2023 Revised Estimate	2024 Dept Request	Dept Request Variance
Revenues						
1325 - Purchasing						
Miscellaneous Revenue						
37410 - Miscellaneous Revenue	12,930	4,686	30,000	51,693	68,710	38,710
37400 - Miscellaneous Revenue	12,930	4,686	30,000	51,693	68,710	38,710
<hr/>						
1325 - Purchasing	12,930	4,686	30,000	51,693	68,710	38,710
<hr/>						
Total Revenues	12,930	4,686	30,000	51,693	68,710	38,710
Expenditures						
1325 - Purchasing						
Personal Services						
41100 - Salaries and Wages	408,903	354,780	447,510	433,184	522,682	75,172
41300 - Incentive	1,020	617	600	139	629	29
41620 - Unscheduled	689	-	-	-	-	-
41820 - Health Insurance	63,723	69,906	77,364	80,677	100,512	23,148
42300 - State Unemployment	479	443	739	690	740	1
42400 - Workers Compensation	1,083	933	1,368	1,368	1,368	-
42510 - Car Allowance	3,774	2,737	3,000	2,053	3,000	-
42550 - Communications Allowance	2,667	2,252	2,400	1,003	1,000	-1,400
41900 - Life	200	198	369	213	410	41
42010 - Social Security - Medicare	5,825	5,008	6,576	6,045	7,639	1,063
42020 - Social Security - OASDI	24,906	21,413	28,117	25,848	32,654	4,537
42110 - TMRS	49,650	42,705	67,572	62,185	79,213	11,641
42115 - OPEB Funding	10,101	8,757	11,020	10,605	12,799	1,779
41000 - Personal Services	573,019	509,749	646,635	624,010	762,646	116,011
Supplies						
51110 - Office Expense	16,430	18,269	14,000	14,000	20,099	6,099
51000 - Supplies	16,430	18,269	14,000	14,000	20,099	6,099
Contractual Services						
61200 - Postage	7,542	9,821	7,500	4,500	4,500	-3,000
61300 - Advertising	18,418	36,195	32,150	32,150	32,150	-
61400 - Dues	6,847	7,014	7,267	7,267	7,267	-
61410 - Tuition	-	-	1,000	-	6,000	5,000
62000 - Professional	-	38,796	-	99,500	30,000	30,000
60000 - Contractual Services	32,807	91,827	47,917	143,417	79,917	32,000
Other Charges						
71100 - Insurance and Bonds	5,085	5,237	7,351	7,351	5,115	-2,236
75100 - Travel	-	-	3,432	3,432	9,432	6,000
75300 - Meals and Local	-	-	400	400	2,000	1,600
78250 - Inventory Over/Short	-	354	-	-	-	-
70000 - Other Charges	5,085	5,591	11,183	11,183	16,547	5,364
<hr/>						
1325 - Purchasing	627,342	625,436	719,735	792,610	879,209	159,474
<hr/>						
Total Expenditures	627,342	625,436	719,735	792,610	879,209	159,474

2024-25 Employee Distribution by Position

Entity	1325 - Purchasing
Scenario	Dept Req
Year	2024
Currency	USD

Code & Description	Count
ADM140--PURCHASING MANAGER	1.0
PRF200--PID PROJECT COORDINATOR	1.0
CLR952--BUYER III	1.0
CLR951--BUYER II	2.0
ADM141--ASSISTANT PURCHASING AGENT	1.0
CLR941--ADMINISTRATIVE TECHNICIAN	1.0
CLR415--ADMINISTRATIVE ASSISTANT IV	1.0
CLR400--ADMINISTRATIVE ASSISTANT I	1.0
CLR145--SENIOR BUYER	1.0
Total	10.0

New Positions

Code and Description	Count	Pay Grade	Estimated Cost
-----------------------------	--------------	------------------	-----------------------

Eliminations

Code and Description	Count	Pay Grade	Estimated Cost
-----------------------------	--------------	------------------	-----------------------

CENTRAL STORES (1345)

2024/25 Budget

Budget Comparison

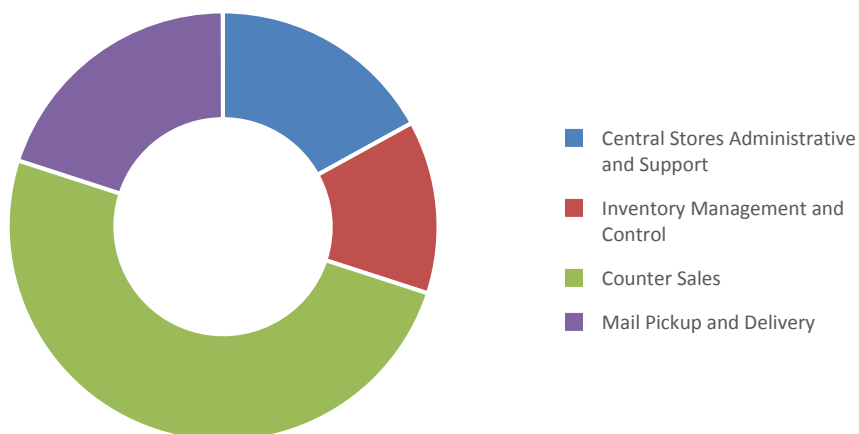
	2022/23 Actual	2023/24 Budget	2023 Revised Estimate	2024/25 Budgeted
Personal Services	\$ 310,519	\$ 362,172	\$ 333,802	\$ 356,354
Supplies	2,775	4,501	4,501	4,501
Contractual Services	20,103	21,108	21,108	21,742
Other Charges	(28,802)	5,246	5,246	5,607
Total Expenses	\$ 304,594	\$ 393,027	\$ 364,657	\$ 388,204

Total Departmental Revenues	\$ —	\$ —	\$ —	\$ —
------------------------------------	-------------	-------------	-------------	-------------

Total Covered through General Revenues	\$ 304,594	\$ 393,027	\$ 364,657	\$ 388,204
---	-------------------	-------------------	-------------------	-------------------

Approved Positions

	2022/23 Actual	2023/24 Budget	2024/25 Budgeted
Full-time	7.0	7.0	7.0
Part-time	-	-	-
Total	7.0	7.0	7.0



Mission

Maintain an accurate and timely inventory of warehouse stock items in order to provide the best customer service to user departments with the upmost professionalism, while carrying out best practices initiatives for the city.

Goals & Objectives

Provide fiscal responsibility in the operation of the warehouse by keeping inventory at a level that will adequately serve the needs of city departments without accumulating overstock. Evaluate all new stock requests in a timely manner based on the cost of holding the item in inventory and execute all transactions promptly and accurately so that inventory records are current and accurate. Utilize an online inventory system to streamline transactions and keep records accurate and efficient. Reduce the amount of time it takes to physically retrieve an item from stock by retrieving stock information online that includes a product description, bin location, and the number of items that are currently in stock.

Central Stores aligns with City Charter and State Law in an effort to ensure Fiscal Responsibility.

Programs of the Central Stores Department

Administration/Support

2024/25 Budget — \$62,113 of Budget

Oversee and manage the Central Stores’ operation in a fiscally responsible manner to ensure city departments are receiving their repair supplies and parts in a timely fashion and to maximize efficiency and productivity.

Inventory Management and Control

2024/25 Budget — \$58,231 of Budget

Maintain a stock inventory level that will adequately serve the needs of the city without accumulating overstock and record all inventory actions with accuracy to maintain an inventory with minimal variances. The increase in Stock Item Value is due to stock levels increasing due to departments such as Water and Street requesting additional items be stocked.

<i>Performance Measures/Indicators:</i>	2022/23 Actual	2023/24 Estimated	2024/25 Budgeted
Stock item value	\$1,127,318.81	\$1,200,000	\$1,200,000
Items in Inventory	1,989	1950	1800
Stock issues	\$1,860,596.10	\$1,972,000	\$1,800,000
Inventory turns	1.65x	1.64x	1.64x
Emergency stock	4.0%	5.0%	5.0%
Backorder fill rate average days	4	3	3

Counter Sales

2024/25 Budget — \$190,220 of Budget

Monitor and manage all counter sales to identify the number of material tickets issued at the counter, material tickets issued via work orders, average value per ticket issued, first-fill rate percentage on tickets issued, and the average days for the backorder fill rate.

CENTRAL STORES (1345)

2024/25 Budget

<i>Performance Measures/Indicators:</i>	2022/23 Actual	2023/24 Estimated	2024/25 Budgeted
Material tickets issued at counter	5,765	5,800	5,800
Average value per ticket	\$323	\$340	\$340
First fill rate on tickets Issued	94%	95%	95%

Mail Pickup and Delivery

2024/25 Budget — \$77,641 of Budget

Deliver mail on time to all city departments twice a day and resolve any issues a department may have with mail delivery.

Total Central Stores Department 2024/25 Budget — \$388,204

City of Amarillo 2024 Department Request by Business Unit

1345 - Central Stores



Description	2021 Actual	2022 Actual	2023 Budget	2023 Revised Estimate	2024 Dept Request	Dept Request Variance
Expenditures						
Personal Services						
Personal Services						
41100 - Salaries and Wages	226,138	211,466	242,219	225,635	234,020	-8,199
41820 - Health Insurance	66,042	51,367	54,216	52,138	58,320	4,104
42300 - State Unemployment	341	391	518	474	518	0
42400 - Workers Compensation	1,263	1,181	1,408	1,408	1,408	0
41900 - Life	181	168	287	173	287	0
42010 - Social Security - Medicare	3,110	2,959	3,513	3,127	3,394	-119
42020 - Social Security - OASDI	13,297	12,653	15,017	13,371	14,510	-507
42110 - TMRS	27,102	25,073	36,092	31,656	35,196	-896
42115 - OPEB Funding	5,507	5,142	5,887	5,492	5,686	-201
41000 - Personal Services	342,981	310,400	359,157	333,474	353,339	-5,818
Overtime Pay						
41620 - Unscheduled	503	119	3,015	328	3,015	0
41600 - Overtime Pay	503	119	3,015	328	3,015	0
Personal Services	343,484	310,519	362,172	333,802	356,354	-5,818
Supplies						
General Supplies						
51110 - Office Expense	1,617	2,683	3,600	3,600	3,600	0
51120 - Safety Program	0	0	0	0	0	0
51200 - Operating	244	61	301	301	301	0
51250 - Janitor	0	24.62	100	100	100	0
51300 - Clothing and Linen	599	6	500	500	500	0
51850 - Minor Tools	25.14	0	0	0	0	0
51100 - General Supplies	2,485	2,775	4,501	4,501	4,501	0
Supplies	2,485	2,775	4,501	4,501	4,501	0
Contractual Services						
Rentals						
69210 - Rental City Equipment	18,788	20,103	21,108	21,108	21,742	634
69000 - Rentals	18,788	20,103	21,108	21,108	21,742	634
Contractual Services	18,788	20,103	21,108	21,108	21,742	634
Other Charges						

**City of Amarillo 2024 Department Request by
Business Unit
1345 - Central Stores**



Description	2021 Actual	2022 Actual	2023 Budget	2023 Revised Estimate	2024 Dept Request	Dept Request Variance
Other Charges						
75100 - Travel	0	0	1,031	1,031	1,031	0
75300 - Meals and Local	0	0	100	100	100	0
70000 - Other Charges	0	0	1,131	1,131	1,131	0
Insurance						
71100 - Insurance and Bonds	3,955	4,073	4,115	4,115	4,476	361
71000 - Insurance	3,955	4,073	4,115	4,115	4,476	361
Charges - Other						
78250 - Inventory Over/Short	-4,673	-29,981	0	0	0	0
78255 - Inventory Credit Card	-5,270	-2,894	0	0	0	0
77000 - Charges - Other	-9,943	-32,875	0	0	0	0
Other Charges	-5,988	-28,802	5,246	5,246	5,607	361
Total Expenditures	358,768	304,594	393,027	364,657	388,204	-4,823

2024-25 Employee Distribution by Position

Entity	1345 - Central Stores
Scenario	Dept Req
Year	2024
Currency	USD

Code & Description	Count
CLR167--STORE CLERK	4.0
CLR955--DELIVERY DRIVER	1.0
CLR166--INVENTORY CLERK	1.0
ADM160--CENTRAL STORES SUPERINTENDENT	1.0
Total	7.0

New Positions

Code and Description	Count	Pay Grade	Estimated Cost
-----------------------------	--------------	------------------	-----------------------

Eliminations

Code and Description	Count	Pay Grade	Estimated Cost
-----------------------------	--------------	------------------	-----------------------

GENERAL FUND TRANSFERS (1350)

2024/25 Budget

Budget Comparison

	2022/23 Actual	2023/24 Budget	2023 Revised Estimate	2024/25 Budgeted
Personal Services	\$ -	\$ 1,270,757	\$ —	\$ 14,278,082
Other Charges	6,081,229	6,385,290	6,233,259	6,640,701
Supplies	—	4,500,000	1,535,000	6,391,000
Operating Transfers	24,350,789	13,940,228	14,121,623	20,943,012
Total Expenses	\$ 30,432,018	\$ 26,096,275	\$ 21,889,882	\$ 48,252,795

Total Departmental Revenues	\$ 3,459,194	\$ 165,000	\$ 3,150,000	\$ 14,125,178
------------------------------------	---------------------	-------------------	---------------------	----------------------

Total Covered through General Revenues	\$ 26,972,824	\$ 25,931,275	\$ 18,739,882	\$ 34,127,617
---	----------------------	----------------------	----------------------	----------------------

GENERAL FUND TRANSFERS (1350)

2024/25 Budget

Mission

Facilitate all inter-fund transfers to and from the General Fund to account for Information Technology charges to the General Fund, and budget for personnel adjustments for the General Fund.

Goals & Objectives

General Fund Transfers are used for financial reporting and budgeting purposes. These accounts reflect transactions that only impact the General Fund as a whole and are not program-specific.

Programs of General Fund Transfers

Inter-fund Transfers

2024/25 Budget — \$20,685,035 of Budget

Includes funding for inter-fund transfers to and from the General Fund, including the transfer of excess hotel/motel tax to the Civic Center Improvement Fund, the transfer of funding for the Street Improvement Fund, and the transfer of funding for the Solid Waste Disposal Improvement Fund. Administrative costs reimbursable to the Information Technology Fund are also included in this program.

Personnel Adjustments

2024/25 Budget — \$5,871,082 of Budget

Includes budgeted personnel adjustments for the General Fund. After the budget is approved each year, these budgeted amounts are allocated out to the General Fund departments, causing this amount to fluctuate each year.

Total General Fund Transfers 2024/25 Budget — \$48,252,795

City of Amarillo 2024 Department Request by Business Unit

1350 - General Fund Transfers



Description	2021 Actual	2022 Actual	2023 Budget	2023 Revised Estimate	2024 Dept Request	Dept Request Variance
Revenues						
1350 - General Fund Transfers						
Operating Transfers In						
39350 - Tsf In from Gen Construc	778,144	3,275,487	150,000	3,000,000	3,125,178	2,975,178
39370 - Tsf In fr St & Drainage	4,920	144,069	5,000	125,000	125,000	120,000
39390 - Tsf In fr Park Improveme	3,676	30,363	10,000	25,000	25,000	15,000
39490 - Tsf In fr Information Se						
39494 - Tsf in from Court Security	-	-	-	-	-	-
39635 - Tsf in Frm 2450	25,518,919	-	-	-	-	-
39131 - Tsf In fr Home						
39100 - Operating Transfers In	26,305,659	3,459,194	165,000	3,150,000	3,275,178	3,110,178
1350 - General Fund Transfers	26,305,659	3,459,194	165,000	3,150,000	3,275,178	3,110,178
Total Revenues	26,305,659	3,459,194	165,000	3,150,000	3,275,178	3,110,178

Expenditures

1350 - General Fund Transfers

Personal Services

41500 - PFP	-	-	1,270,757	-	14,278,082	13,007,325
-------------	---	---	-----------	---	------------	------------

41000 - Personal Services

	-	-	1,270,757	-	14,278,082	13,007,325
--	---	---	------------------	---	-------------------	-------------------

General Supplies

52300 - Unassigned	-	-	4,500,000	1,535,000	16,000,000	11,500,000
--------------------	---	---	-----------	-----------	------------	------------

7000 - Other Charges

	-	-	4,500,000	1,535,000	16,000,000	11,500,000
--	---	---	------------------	------------------	-------------------	-------------------

Other Charges

77610 - Information Technology - City	4,891,648	6,081,229	6,385,290	6,233,259	6,640,701	255,411
---------------------------------------	-----------	-----------	-----------	-----------	-----------	---------

70000 - Other Charges

	4,891,648	6,081,229	6,385,290	6,233,259	6,640,701	255,411
--	-----------	------------------	------------------	------------------	------------------	----------------

Operating Transfers

92010 - Other Grant Funds	169,225	168,219	168,224	168,224	1,168,224	1,000,000
92013 - Comp Step 2210	53,723	50,858	50,880	50,858	50,880	-
92015 - Home Investments	29,737	147,071	156,271	156,271	286,271	130,000
92030 - Criminal Justice Grants	660	-	-	-	-	-
92040 - Solid Waste	-	-	1,471,990	1,471,990	1,515,289	43,299
92045 - Street Improvement	2,337,000	2,337,000	2,510,000	2,510,000	2,510,000	-
92060 - Civic Center Improv	4,660,567	4,490,541	2,959,342	3,150,759	2,956,155	-3,187
92065 - Golf Course Impr Fund	-	-	-	-	-	-
92075 - Emerg Mgmt Svc - 2430	-	7,136	-	-	-	-
92105 - Water & Sewer System	180,000	-	-	-	-	-
92110 - Liab for Comp Absences	1,903,691	1,963,700	1,250,000	1,250,000	1,250,000	-
92120 - Information Services	1,775,549	123,106	120,554	120,554	120,554	-
92125 - Municipal Garage	1,488	71,890	-	-	-	-
92130 - General Construction	28,917,800	14,813,840	4,647,000	4,647,000	10,480,810	5,833,810
92145 - Transfer to Self Ins Tru	3,500,000	-	-	-	-	-
92150 - Cert of Obligation	1,010,000	-	-	-	-	-
92170 - Trsf to Debt Service	-	-	456,462	456,462	455,324	-1,138
92195 - Trf to 2090 Court Security	81,378	92,734	106,705	106,705	106,705	-
92011 - AIP Pantex 2670	-	-	10,000	-	10,000	-
92196 - Trs to 2080 Court Technology	-	27,806	32,800	32,800	32,800	-

92198 - Trf to 2460 OEW/FEMA Disa	-	56,888	-	-	-	-
92000 - Operating Transfers	44,620,819	24,350,789	13,940,228	14,121,623	20,943,012	7,002,784
1350 - General Fund Transfers	49,512,467	30,432,018	26,096,275	21,889,882	48,252,795	22,156,520
Total Expenditures	49,512,467	30,432,018	26,096,275	21,889,882	48,252,795	22,156,520



FLEET SERVICES (6100)

2024/25 Budget

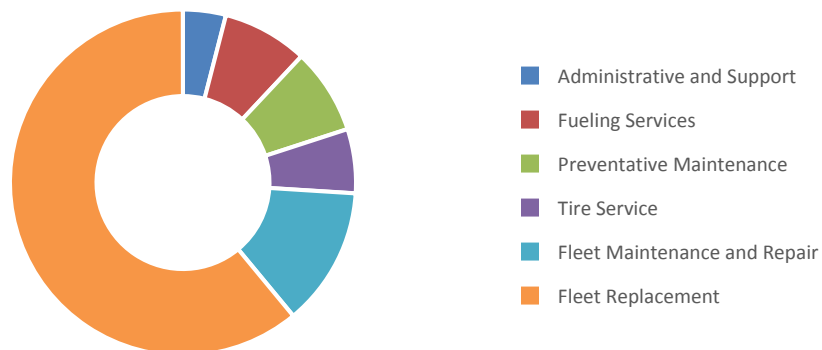
Budget Comparison

	2022/23 Actual	2023/24 Budget	2023 Revised Estimate	2024/25 Budgeted
Personal Services	\$ 2,486,156	\$ 3,480,678	\$ 2,957,719	\$ 3,330,129
Supplies	8,476,981	8,811,192	10,329,094	8,800,981
Contractual Services	904,914	2,012,597	2,090,287	2,516,173
Other Charges	8,157,339	8,922,633	7,121,294	6,526,406
Operating Transfers	620,281	-	—	2,500,000
Capital Outlay	—	-	5,000,000	—
Debt Service	-	147,000	147,000	125,125
Inter Reimbursements	(921,950)	(1,480,000)	(1,016,590)	(1,185,000)
Total Expenses	\$ 19,723,721	\$ 21,894,100	\$ 26,628,804	\$ 22,613,814

Total Departmental Revenues	\$22,873,773	\$21,538,251	\$22,620,081	\$23,631,907
------------------------------------	---------------------	---------------------	---------------------	---------------------

Approved Positions

	2022/23 Actual	2023/24 Budget	2024/25 Budgeted
Full-time	45.0	45.0	45.0
Part-time	-	-	-
Total	45.0	45.0	45.0



Mission

The Fleet Services Division of Amarillo is dedicated to advancing the pillars outlined by the City Council by prioritizing efficiency, fiscal responsibility, and exceptional service in managing the city's fleet of vehicles and equipment. Our mission is to enhance city services by providing departments with safe and efficient vehicles and equipment while ensuring fiscal responsibility through cost-effective management practices.

We are committed to minimizing equipment downtime and service interruptions by delivering high-quality repair and maintenance services in a timely manner. Through effective communication and collaboration with supported departments, we strive to optimize fleet performance and contribute to the seamless delivery of services to Amarillo citizens.

Goals & Objectives

Fleet Services aligns with the City of Amarillo’s strategic pillars of Fiscal Responsibility, Excellence in Communication, Technology and Innovation.

The majority of fleet maintenance work is performed in-house. Outsourced services are used when necessary. The department’s initiative to support the long-term plan for infrastructure is based on best practices in fleet management. Following these methods, including the internal committee for suggestions and improvements related to technology, allows city departments to meet the City of Amarillo and City Manager’s Directives.

Programs of the Fleet Services Department

Administration/Support

2024/25 Budget - \$904,553 of Budget

Provide oversight and management of multi-function fleet operation.

<i>Performance Measures:</i>	2022/23 Actual	2023/24 Estimated	2024/25 Projected
Contract Management	5	6	6
Training: ASE, TIA, Succession	9	25	12
In-house professional development, provided in conjunction with Amarillo College/outside vendors	5	9	12

Fleet Fueling Services

2024/25 Budget - \$1,809,105 of Budget

Provide fuel for all city equipment. Maintain a four-week inventory in case of weather, shortages, or delivery issues. Follow the Texas Commission on Environmental Quality (TCEQ) operator and compliance regulations. Fuel deliveries to various locations around the city.

<i>Performance Measures:</i>	2022/23 Actual	2023/24 Estimated	2024/25 Projected
Diesel (Measured By Gallons)	702,577	725,000	750,000
Unleaded (Measured By Gallons)	490,754	525,000	565,000
Fuel delivery to city locations	30	30	40
Maintain a 4- week supply of fuel in case of disaster (measured by gallons)	15,000	15,000	15,000
Availability of portable fuel sources (measured by gallons)	4,000	4,000	4,000

FLEET SERVICES (6100)

2024/25 Budget

Fleet Preventative Maintenance 2024/25 Budget- \$1,809,105 of Budget

All fleet equipment is on lube service/preventative maintenance schedules.

Workload Indicators:	2022/23 Actual	2023/24 Estimated	2024/25 Projected
Lube/Preventative Maintenance Work orders Completed	2,142	2,345	2,400

Performance Measures:	2022/23 Actual	2023/24 Estimated	2024/25 Projected
Daily Work Order Completion	98%	95%	95%

Fleet Tire Service 2024/25 Budget- \$1,356,829 of Budget

Fleet maintains all tires for the city. Replacements, repairs, and service calls. Fleet has an in-house certified Tire Industry Association (TIA) trainer. All employees in Tire Service are nationally certified through TIA.

Workload Indicators:	2022/23 Actual	2023/24 Estimated	2024/25 Projected
Tire Replacements	2,427	2,250	2,250
Work Order Tire Operations Completed	1,806	1,850	1,900

Performance Measures:	2022/23 Actual	2023/24 Estimated	2024/25 Projected
Daily Work Order Completion	97%	95%	95%

Fleet Maintenance and Repair 2024/25 Budget- \$2,939,796 of Budget

Shop operations provide full repair of all equipment. Technicians are Automotive Service Excellence (ASE) certified.

Workload Indicators:	2022/23 Actual	2023/24 Estimated	2024/25 Projected
Shop Floor Work Orders	13,052	14,500	14,500

Performance Measures:	2022/23 Actual	2023/24 Estimated	2024/25 Projected
Daily Work Order Completion	91%	90%	95%
Daily Fleet Availability	92%	90%	95%

FLEET SERVICES (6100)

2024/25 Budget

Fleet Replacement

2024/25 Budget- \$13,794,427 of Budget

Administration of replacement program, specification writing, bid evaluation, preparing new equipment, and disposal of old equipment.

<i>Workload Indicators:</i>	2022/23 Actual	2023/24 Estimated	2024/25 Projected
Bids Processed	6	3	5
Specification Issue/Revision	12	5	10
Vehicles Purchased/Make Ready	65	38	55
Vehicle Additions to Fleet	7	26	10
Fleet Size – Assets	1,131	1,157	1,162
Fleet Cost Plus Additions (Millions)	7.6	5	6.5
Percentage of Fleet Exceeding Replacement Criteria	25%	28%	32%

Total Fleet Services 2024/25 Budget — \$22,613,814

City of Amarillo 2024 Department Request by Business Unit

61110 - Fleet Services Operations



Description	2021 Actual	2022 Actual	2023 Budget	2023 Revised Estimate	2024 Dept Request	Dept Request Variance
Revenues						
61110 - Fleet Services Operations						
Interdepart Rental & User Chgs						
34910 - Fleet Equipment Rental	9,298,383	9,947,512	10,575,331	10,568,460	11,322,136	746,805
34900 - Interdepart Rental & User Chgs	9,298,383	9,947,512	10,575,331	10,568,460	11,322,136	746,805
Interest Earnings						
37110 - Interest Income	102,118	984,947	250,000	1,077,000	1,292,000	1,042,000
37115 - Unrealized G/L	-1,371	-	-	-	-	-
37109 - Interest Earnings	100,747	984,947	250,000	1,077,000	1,292,000	1,042,000
Miscellaneous Revenue						
37130 - Discounts Earned	-	-	13	-	13	-
37435 - Sale of Scrap	12,731	3,556	11,700	6,000	6,000	-5,700
37465 - NBV Asset Disposal	-80,654	-8,256	-	-	-	-
37400 - Miscellaneous Revenue	-67,923	-4,700	11,713	6,000	6,013	-5,700
61110 - Fleet Services Operations	9,331,208	10,927,759	10,837,044	11,651,460	12,620,149	1,783,105
Total Revenues	9,331,208	10,927,759	10,837,044	11,651,460	12,620,149	1,783,105

Expenditures

61110 - Fleet Services Operations

Personal Services

41100 - Salaries and Wages	1,450,656	1,591,335	2,258,657	1,842,542	2,123,286	-135,371
41300 - Incentive	32,618	32,673	34,500	39,966	24,600	-9,900
41500 - PFP	-	-	-	-	-	-
41820 - Health Insurance	331,579	336,942	428,820	344,077	462,648	33,828
42300 - State Unemployment	1,954	2,012	3,985	2,438	3,330	-655
42400 - Workers Compensation	69,721	75,884	89,071	89,071	89,071	-
42510 - Car Allowance	6,016	5,785	6,000	4,355	3,000	-3,000
42540 - Tool Allowance	36,023	34,631	48,000	37,261	48,000	-
42550 - Communications Allowance	2,407	2,314	2,400	1,711	1,200	-1,200
42560 - Change in Sick and Annua	8,570	11,368	-	-	-	-
41900 - Life	879	828	1,845	888	1,845	-
42010 - Social Security - Medicare	21,380	24,099	34,098	28,486	31,927	-2,171
42020 - Social Security - OASDI	90,088	101,894	145,786	121,000	136,530	-9,256
42110 - TMRS	-125,370	203,171	350,374	284,036	331,179	-19,195
42115 - OPEB Funding	-29,621	41,663	57,142	47,629	53,513	-3,629
41600 - Overtime Pay	-	-	-	-	-	-
41620 - Unscheduled	24,155	66,339	20,000	114,259	20,000	-
42111 - TMRS Adj (GASB 68)	-	-18,448	-	-	-	-
42116 - OPEBAAdj (GASB 75)	-	-26,334	-	-	-	-
41000 - Personal Services	1,921,055	2,486,156	3,480,678	2,957,719	3,330,129	-150,549

Supplies

51110 - Office Expense	1,974	2,810	3,000	3,000	3,000	-
------------------------	-------	-------	-------	-------	-------	---

City of Amarillo 2024 Department Request by Business Unit

61110 - Fleet Services Operations



Description	2021 Actual	2022 Actual	2023 Budget	2023 Revised Estimate	2024 Dept Request	Dept Request Variance
51115 - Employee Recognition Program	229	247	1,800	1,800	1,800	-
51120 - Safety Program	-	-	1,000	1,000	1,000	-
51200 - Operating	62,392	71,832	80,000	80,000	80,000	-
51250 - Janitor	3	-	-	-	-	-
51300 - Clothing and Linen	9,409	9,230	10,250	18,000	18,000	7,750
51350 - Chemical and Medical	-	-	180	180	180	-
51800 - Fuel & Oil	3,324,145	3,344,086	3,942,960	4,888,114	4,325,000	382,040
51850 - Minor Tools	10,035	11,308	12,000	12,000	12,000	-
51950 - Minor Office Equipment	-	11,357	-	-	-	-
52050 - Auto Parts	4,211,921	4,318,309	2,850,001	3,800,000	2,850,001	-
52120 - Tires and Tubes Other	467,839	677,534	480,000	480,000	480,000	-
52050.LABOR - Auto Parts Labor	-	-	1,400,001	1,000,000	1,000,000	-400,001
54000 - Food	3,622	3,430	5,000	5,000	5,000	-
51000 - Supplies	8,091,569	8,450,143	8,786,192	10,289,094	8,775,981	-10,211
Contractual Services						
61200 - Postage	37	-	216	216	216	-
61410 - Tuition	6,756	14,787	30,500	30,500	30,500	-
62000 - Professional	154,360	-7,962	21,000	21,000	21,000	-
63200 - Auto Part Contractual Services	265,499	332,970	265,000	265,000	265,000	-
67500 - Laundry	753	749	1,100	1,100	1,100	-
68300 - R & M - Improvements	-	17	-	-	-	-
68650 - Shop Equipment	40,547	95,410	50,000	50,000	55,000	5,000
68680 - Other Equipment	-	28,445	-	-	-	-
69210 - Rental City Equipment	76,646	87,142	92,471	92,471	95,245	2,774
69220 - Rental Other Equipment	53,345	197,140	230,000	230,000	230,000	-
69300 - Leased Computer Software	-	-	12,000	-	12,000	-
60000 - Contractual Services	597,941	748,697	702,287	690,287	710,061	7,774
Other Charges						
72000 - Communication	-	-	2,000	-	2,000	-
76000 - Depreciation	138,681	661,487	418,934	1,152,734	1,648,975	1,230,041
71100 - Insurance and Bonds	914,035	859,987	782,366	782,366	1,172,216	389,850
75100 - Travel	1,640	1,116	3,000	3,000	3,000	-
75300 - Meals and Local	-	146	-	-	-	-
77420 - Administrative - Direct	60,733	60,733	60,733	60,733	60,733	-
77450 - Administrative Other	242,953	242,953	239,029	239,029	238,386	-643
77470 - Service Charges - Other	15,860	15,860	15,860	15,860	15,860	-
77610 - Information Technology - City	67,470	72,224	75,835	74,030	78,868	3,033
78250 - Inventory Over/Short	-	-	-	-	-	-
70000 - Other Charges	1,441,372	1,914,506	1,597,757	2,327,752	3,220,038	1,622,281
Capital Outlay						
84310 - Shop Equipment	-	-	-	-	-	-
80000 - Capital Outlay	-	-	-	-	-	-
Debt Service						
89200 - Bond Interest Payments	-	-	-	147,000	125,125	125,125

**City of Amarillo 2024 Department Request by
Business Unit
61110 - Fleet Services Operations**



Description	2021 Actual	2022 Actual	2023 Budget	2023 Revised Estimate	2024 Dept Request	Dept Request Variance
89000 - Debt Service	-	-	-	147,000	125,125	125,125
Inter Reimbursements						
90180 - Sales to Other Department	-887,812	-921,950	-30,000	-179,650	-185,000	-155,000
90180.LABOR - Sales to Other Departments	-	-	-1,450,000	-836,940	-1,000,000	450,000
90000 - Inter Reimbursements	-887,812	-921,950	-1,480,000	-1,016,590	-1,185,000	295,000
Operating Transfers						
92120 - Information Services	-	620,281	-	-	-	-
92000 - Operating Transfers	-	620,281	-	-	-	-
61110 - Fleet Services Operations	11,164,126	13,297,834	13,086,914	15,395,262	14,976,334	1,889,420
Total Expenditures	11,164,126	13,297,834	13,086,914	15,395,262	14,976,334	1,889,420

2024-25 Employee Distribution by Position

Entity	61110 - Fleet Services Operations
Scenario	Dept Req
Year	2024
Currency	USD

Code and Description	Count
ADM230--FLEET SUPERINTENDENT	1.0
ADM231--ASST. FLEET SUPERINTENDENT	1.0
CLR230--SERVICE WRITER	1.0
CLR405--ADMINISTRATIVE ASSISTANT II	2.0
CLR041--FLEET OFFICE MANAGER	1.0
TRD910--CUSTODIAN I	1.0
TRD232--SENIOR WELDER	1.0
TRD605--FLEET MECHANIC II	32.0
TRD608--FLEET SUPERVISOR I	1.0
TRD610--FLEET SUPERVISOR II	4.0
Totals	45.0

New Positions

Code and Description	Count	Pay Grade	Estimated Cost
----------------------	-------	-----------	----------------

Eliminations

Code and Description	Count	Pay Grade	Estimated Cost
----------------------	-------	-----------	----------------

City of Amarillo 2024 Department Request by Business Unit

61120 - Equipment Replacement



Description	2021 Actual	2022 Actual	2023 Budget	2023 Revised Estimate	2024 Dept Request	Dept Request Variance
Revenues						
61120 - Equipment Replacement						
Interdepart Rental & User Chgs						
34910 - Fleet Equipment Rental	8,874,280	9,468,254	10,376,207	10,376,207	10,686,758	310,551
34900 - Interdepart Rental & User Chgs	8,874,280	9,468,254	10,376,207	10,376,207	10,686,758	310,551
Miscellaneous Revenue						
37145 - Insurance Recoveries	-	-	-	-	-	-
37410 - Miscellaneous Revenue	-	-	-	-	-	-
37460 - Gn/Lss on Prop Disposal	188,676	656,145	325,000	562,414	325,000	-
37400 - Miscellaneous Revenue	188,676	656,145	325,000	562,414	325,000	-
Operating Transfers In						
39110 - Tsf In fr General Fund	1,488	71,890	-	-	-	-
39350 - Tsf In from Gen Construc	-	1,504,997	-	-	-	-
39420 - Tsf In Fr CO Bond Proceeds	-	-	-	-	-	-
39555 - Tsf In fr Summer Lunch 2300	-	-	-	-	-	-
39500 - Tsf In fr Risk Managemen	-	-	-	-	-	-
39530 - Tsf In fr Airport	-	-	-	-	-	-
39650 - Tsf In fr Emergency Mgt Grant	-	-	-	-	-	-
39470 - Tsf in from Water & Sewe	83,266	244,729	-	30,000	-	-
39100 - Operating Transfers In	84,754	1,821,616	-	30,000	-	-
61120 - Equipment Replacement	9,147,710	11,946,014	10,701,207	10,968,621	11,011,758	310,551
Total Revenues	9,147,710	11,946,014	10,701,207	10,968,621	11,011,758	310,551
Expenditures						
61120 - Equipment Replacement						
Supplies						
52050 - Auto Parts	6,488	26,838	15,000	30,000	15,000	-
52050.LABOR - Auto Parts Labor	-	-	10,000	10,000	10,000	-
51000 - Supplies	6,488	26,838	25,000	40,000	25,000	-
Contractual Services						
62220 - Leased Equipment Expense	8,630	156,216	1,310,310	1,400,000	1,806,112	495,802
69220 - Rental Other Equipment	-	-	-	-	-	-
60000 - Contractual Services	8,630	156,216	1,310,310	1,400,000	1,806,112	495,802
Other Charges						
76000 - Depreciation	6,052,280	5,164,366	7,079,757	4,548,423	3,061,249	-4,018,508
76600 - Amortization of Leased Assets	1,125,076	1,050,443	245,119	245,119	245,119	-
78020 - Interest Expense	40,193	28,025	-	-	-	-
70000 - Other Charges	7,217,548	6,242,833	7,324,876	4,793,542	3,306,368	-4,018,508
Capital Outlay						
84100 - Auto-Rolling Stock & Equ	-	-	-	4,000,000	-	-

**City of Amarillo 2024 Department Request by
Business Unit
61120 - Equipment Replacement**



Description	2021 Actual	2022 Actual	2023 Budget	2023 Revised Estimate	2024 Dept Request	Dept Request Variance
84200 - Machinery General	-	-	-	1,000,000	-	-
80000 - Capital Outlay	-	-	-	5,000,000	-	-
Debt Service						
89200 - Bond Interest Payments	-	-	147,000	-	-	-147,000
89000 - Debt Service	-	-	147,000	-	-	-147,000
Operating Transfers						
92130 - General Construction	-	-	-	-	-	-
92000 - Operating Transfers	-	-	-	-	-	-
61120 - Equipment Replacement	7,232,667	6,425,887	8,807,186	11,233,542	5,137,480	-3,669,706
Total Expenditures	7,232,667	6,425,887	8,807,186	11,233,542	5,137,480	-3,669,706

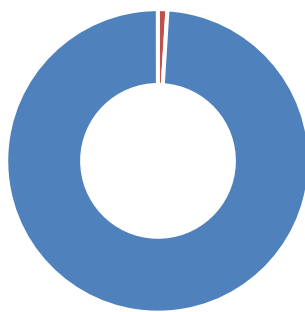
Budget Comparison

	2022/23 Actual	2023/24 Budget	2023 Revised Estimate	2024/25 Budgeted
Personal Services	\$ 3,185,850	\$ 4,049,732	\$ 3,606,947	\$ 4,407,771
Supplies	582,741	240,602	184,505	206,948
Contractual Services	3,384,577	4,944,133	4,634,920	4,605,568
Other Charges	2,499,753	1,475,306	1,274,368	1,511,317
Capital Outlay	-	-	-	-
Operating Transfers	754	-	-	-
Inter Reimbursements	(92,911)	(185,000)	(105,000)	(185,000)
Total Expenses	\$ 9,560,765	\$ 10,524,773	\$ 9,595,740	\$ 10,546,604

Total Departmental Revenues	\$ 9,018,000	\$ 9,301,067	\$ 9,089,728	\$ 9,623,470
------------------------------------	---------------------	---------------------	---------------------	---------------------

Approved Positions

	2022/23 Actual	2023/24 Budget	2024/25 Budgeted
Full-time	36.0	43.0	43.0
Part-time	0.0	0.0	-
Total	36.0	43.0	43.0



■ Enterprise Services
■ Print

Mission

Our mission is to empower our municipal operations with cutting-edge technology that optimizes efficiency, enhances public services, and fosters community engagement through accessible and reliable digital solutions.

Goals and Objectives

The City of Amarillo's IT Strategy is tightly integrated with the Mayor and City Council's Six Strategic Pillars. Our goal is to maintain the highest level of IT excellence. Our technology solutions and services are crucial in keeping us at the forefront of innovation. They allow us to provide more efficient, effective, and transparent services to our community and foster active collaboration with our citizens.

The IT department manages and oversees the technological infrastructure and systems that enable municipal operations, including maintaining hardware and software, ensuring cybersecurity, providing network and data management, supporting communication systems, and developing applications tailored to the needs of various city departments. Through innovative technology solutions, processes are streamlined, efficiency is increased through data-driven decision-making, and service delivery to the public is improved.

The IT department achieved its Operational Key Objectives (OKR) by introducing an interactive dashboard for city management that provides immediate updates on city projects and procurement operations. The department also developed the necessary infrastructure to support Emma, the city's digital human assistant, and started redesigning the city's website to improve citizen interaction and customer service. In FY2023/24, the department managed a 60% increase in active projects for city departments, ensuring seamless technology integration and function across all municipal departments. The more significant initiatives include APD's Crime Center platforms Peregrine and Axon, AECC's Viper 911 Call System Upgrade, Amarillo WiFi, Workday for HR and Payroll, Teller and Paymentus for Finance, Multimodal Transfer Station, and AFD records management.

The IT department fulfilled its IT Strategic Plan by successfully implementing initiatives such as Teams Voice Phase I, Gen-2 Infrastructures, Intune Foundation and Phase I rollout, Personal Computer-as-a-Service (PCaaS) foundation, End-of-Life Radio Refresh, and numerous core services updates. Also, improvements were made in collaboration with the Internal Audit, Purchasing, and Office of Emergency Management departments to enhance transparency and optimize critical workflows that simplify documentation and reporting processes.

The IT department is set to meet the Operational Key Objectives (OKR) established by the City Management Office, providing essential IT services for various high-profile city-wide initiatives. Initiatives include growing the digital platform to complete the website transition for all departments, moving to the new City Hall, and further enhancing APD's Crime Center, among others. Additionally, IT will progress with its strategic roadmap, which includes implementing Teams Voice Phase II, Windows 11 upgrades, expanding the PC-as-a-Service program, advancing Intune Phase II, implementing the Airport's Gen-2 infrastructure, and expanding critical core services. Alongside managing the life cycle of assets and routine maintenance, IT is committed to delivering top-tier support operations.

Programs of the Information Technology Department

Enterprise Services (ES)

2024/25 Budget - \$10,441,138 of Budget

IT Enterprise Services is a comprehensive suite of technology services and solutions provided at an organizational level. These services support the entire city operation, including network management, data storage, cybersecurity, application development, support and maintenance, cloud services, and infrastructure management. The aim is to ensure that the organization's IT environment is robust, secure, and efficient, facilitating smooth business operations and enabling scalability and innovation. By leveraging IT Enterprise Services, the city can optimize its technological investments and drive better outcomes through improved communication, data-driven decision-making, and strategic IT alignment with department goals.

Enterprise Services Programs

- **Cybersecurity:** Dedicated to protecting the organization's digital assets from cyber threats, this program implements security protocols, monitors systems for breaches, and educates staff on best practices for maintaining digital security.
- **End User Support:** This program focuses on assisting end-users with their IT needs, providing help desk services, troubleshooting, and ensuring that all staff have the tools to utilize the organization's IT resources effectively.
- **Enterprise Application Support (EAS):** Ensure the efficient and stable operation of enterprise applications, data management, and Software-as-a-Service (SaaS) integrations used organization-wide, ensuring they align with business processes and objectives.
- **Geographic Information System (GIS).** GIS manages and analyzes geographical data, offering mapping and spatial analysis that supports decision-making across various departments, such as urban planning, resource management, and public safety. It also has a web presence for Open Government.
- **Government Continuity:** This program prepares for and ensures seamless operations during and after emergencies or disruptions, safeguarding essential government functions.
- **Infrastructure:** This program ensures the robust and seamless operation of the organization's core technical framework, including networks, servers, data centers, and associated hardware. Additionally, it encompasses unified communications, which integrates various communication methods within the organization, such as voice, video conferencing, instant messaging, and email, to provide a cohesive communication experience, facilitating effective collaboration and increasing productivity throughout the enterprise.
- **Public Safety:** This program provides technology support tailored to the needs of emergency services, ensuring that public safety entities like police, fire, and emergency medical services have reliable systems for critical communications and information management.
- **Radio Communications.** This program is the backbone for real-time communication and manages the radio and wireless networks necessary for coordinated actions, especially among first responders and public service entities.

Performance Measures/Indicators:	2022/23 Actual	2023/24 Estimated	2024/25 Projected
IT Support			
Total Work Orders/Incidents	11,946	11,216	11,776
Total Users Supported	2,084	2,679	2,679
Total Endpoints Supported*	NA	5,323	6,023
Average Time to Resolution (HH:MM)	78:48	55:21	55:21
Time to Response (HH:MM)	6:07	7:29	7:29
Cybersecurity			
Total of Work Orders/Incidents	90	79	95
Time to Resolution (HH:MM)	56:56	190:32	270:02
Preventions**	13,778,994	14,561,002	21,841,503
IT Engineering			
Total Nodes Supported***	5,850	6,444	6,500
Total Systems Supported****	470	412	400
Network Node Uptime (HH:MM)	99.60%	99.90%	99.90%
Total Work Orders/Incidents	1,927	1,927	1,387
Time to Resolution (HH:MM)	101:33	101:33	129:07
Time to Recovery (HH:MM)	24:30	24:30	23:00

*Total Endpoints Supported: All personal computers, laptops, and mobile devices.

**Preventions: All threats encountered by all protection systems. AI poses an unpredictable threat landscape.

***Total Nodes Supported: All network, unified communications, and radio endpoints/subscribers.

****Total Systems Supported: All cloud, hardware, servers (physical and virtual), storage, and backup systems.

Print Shop

2024/25 Budget — \$105,466 of Budget

The IT department offers a cost-effective print services program that delivers comprehensive printing solutions to all city departments. This program is designed to streamline print operations, reduce expenses, and enhance efficiency by leveraging bulk procurement and centralized management. Thus, it provides reliable, high-quality print services to the entire municipal organization at a reduced cost.

Performance Measures/Indicators:	2022/23 Actual	2023/24 Estimated	2024/25 Projected
Total Jobs Processed*	358,471	334,268	334,000

*Total Print Jobs Processed: The system counts print jobs only. Print jobs have multiple pages.

Total IT 2024/25 Budget — \$10,546,604

City of Amarillo 2024 Department Request by Business Unit

62010 - IT Administration



Description	2021 Actual	2022 Actual	2023 Budget	2023 Revised Estimate	2024 Dept Request	Dept Request Variance
Revenues						
62010 - IT Administration						
Interdepart Rental & User Chgs						
34920 - Interdepartmental Chrg	7,173,765	8,529,071	8,939,259	8,721,709	9,261,662	322,403
34900 - Interdepart Rental & User Chgs	7,173,765	8,529,071	8,939,259	8,721,709	9,261,662	322,403
Interest Earnings						
37110 - Interest Income	52,976	342,490	100,000	100,000	100,000	-
37115 - Unrealized G/L	-	-	-	-	-	-
37109 - Interest Earnings	52,976	342,490	100,000	100,000	100,000	-
62010 - IT Administration	7,226,741	8,871,560	9,039,259	8,821,709	9,361,662	322,403
Total Revenues	7,226,741	8,871,560	9,039,259	8,821,709	9,361,662	322,403
Expenditures						
62010 - IT Administration						
Personal Services						
41100 - Salaries and Wages	519,311	423,326	461,836	450,639	474,102	12,266
41300 - Incentive	-	-	-	-	-	-
41500 - PFP	-	-	-	-	-	-
41820 - Health Insurance	55,701	52,807	50,400	47,406	48,732	-1,668
42300 - State Unemployment	260	195	296	266	296	-
42400 - Workers Compensation	2,897	2,373	3,081	3,081	3,081	-
42510 - Car Allowance	4,212	2,893	3,000	2,888	3,000	-
42550 - Communications Allowance	4,174	3,332	4,080	3,235	4,080	-
42560 - Change in Sick and Annua	-6,403	47,814	-	-	-	-
41900 - Life	120	104	164	99	164	-
42010 - Social Security - Medicare	7,371	5,906	6,800	6,333	6,977	177
42020 - Social Security - OASDI	28,970	25,255	28,534	27,081	29,834	1,300
42110 - TMRS	-52,660	50,902	69,868	64,085	72,371	2,503
42115 - OPEB Funding	3,191	10,438	11,395	11,096	11,693	298
41000 - Personal Services	567,144	625,344	639,454	616,209	654,330	14,876
Supplies						
51110 - Office Expense	4,859	4,976	6,750	6,750	6,750	-
51200 - Operating	2,734	1,953	3,000	1,500	3,000	-
51950 - Minor Office Equipment	280	1,785	7,000	4,000	7,000	-
51000 - Supplies	7,873	8,714	16,750	12,250	16,750	-
Contractual Services						
61200 - Postage	26	125	500	500	500	-
61410 - Tuition	24,517	1,878	27,000	25,900	27,000	-
62000 - Professional	16,033	374	48,000	21,000	23,000	-25,000
69210 - Rental City Equipment	16,605	17,767	18,656	18,656	21,509	2,853
60000 - Contractual Services	57,180	20,144	94,156	66,056	72,009	-22,147
Other Charges						
71100 - Insurance and Bonds	50,713	54,956	68,739	68,739	64,314	-4,425
75100 - Travel	2,708	9,172	20,000	15,000	20,000	-
75200 - Mileage	-	-	2,500	2,000	2,500	-
75300 - Meals and Local	1,461	489	5,000	5,000	5,000	-
77450 - Administrative Other	35,017	35,017	20,780	20,780	20,966	186
70000 - Other Charges	89,899	99,634	117,019	111,519	112,780	-4,239
Inter Reimbursements						
90160 - Other Departments	-	-	-80,000	-	-80,000	-
90000 - Inter Reimbursements	-	-	-80,000	-	-80,000	-
62010 - IT Administration	722,096	753,837	787,379	806,034	775,869	-11,510
Total Expenditures	722,096	753,837	787,379	806,034	775,869	-11,510

2024-25 Employee Distribution by Position

Entity	62010 - IT Administration
Scenario	Dept Req
Year	2024
Currency	USD

Code and Description	Count
ADM131--IT ASSISTANT DIRECTOR	2.0
ADM137--INFORMATION TECHNOLOGY DIRECTOR	1.0
CLR080--ADMINISTRATIVE SPECIALIST II	1.0
Totals	4.0

New Positions

Code and Description	Count	Pay Grade	Estimated Cost
-----------------------------	--------------	------------------	-----------------------

Eliminations

Code and Description	Count	Pay Grade	Estimated Cost
-----------------------------	--------------	------------------	-----------------------

City of Amarillo 2024 Department Request by Business Unit

62021 - IT Enterprise Applications



Description	2021 Actual	2022 Actual	2023 Budget	2023 Revised Estimate	2024 Dept Request	Dept Request Variance
Expenditures						
62021 - IT Enterprise Applications						
Personal Services						
41100 - Salaries and Wages	535,140	473,182	688,505	531,851	659,603	-28,902
41300 - Incentive	-	-	-	2,053	-	-
41820 - Health Insurance	87,019	85,351	117,336	88,720	91,056	-26,280
42300 - State Unemployment	341	304	885	466	666	-219
42400 - Workers Compensation	3,429	3,012	3,718	3,718	3,718	-
42550 - Communications Allowance	3,405	2,777	3,360	3,746	4,320	960
41900 - Life	179	156	369	173	369	-
42010 - Social Security - Medicare	7,455	6,526	10,069	7,370	9,663	-406
42020 - Social Security - OASDI	31,875	27,903	43,060	31,514	41,327	-1,733
42110 - TMRS	-49,093	56,401	103,481	75,467	100,249	-3,232
42115 - OPEB Funding	-3,148	11,566	16,875	13,065	16,197	-678
41000 - Personal Services	616,601	667,178	987,658	758,143	927,168	-60,490
Supplies						
51110 - Office Expense	20	147	-	-	-	-
51200 - Operating	33	-	-	-	-	-
51950 - Minor Office Equipment	-	1,178	6,000	1,200	3,000	-3,000
51970 - Software	143	-	4,000	2,000	2,000	-2,000
51000 - Supplies	197	1,325	10,000	3,200	5,000	-5,000
Contractual Services						
62000 - Professional	-	52,923	50,000	50,000	15,000	-35,000
68620 - Computer Equipment	26,084	15,337	35,400	26,000	20,000	-15,400
69300 - Leased Computer Software	1,324,231	731,088	1,326,400	1,326,400	1,190,977	-135,423
60000 - Contractual Services	1,350,315	799,348	1,411,800	1,402,400	1,225,977	-185,823
Other Charges						
76000 - Depreciation	37,994	-	-	-	-	-
77450 - Administrative Other	48,842	48,842	59,237	59,237	59,990	753
71100 - Insurance and Bonds	4,520	4,655	3,527	3,527	5,115	1,588
76650 - Amortization of Lease Computer	-	656,357	-	-	-	-
70000 - Other Charges	91,357	709,854	62,764	62,764	65,105	2,341
62021 - IT Enterprise Applications	2,058,469	2,177,706	2,472,222	2,226,507	2,223,250	-248,972
Total Expenditures	2,058,469	2,177,706	2,472,222	2,226,507	2,223,250	-248,972

2024-25 Employee Distribution by Position

Entity	62021 - IT Enterprise Applications
Scenario	Dept Req
Year	2024
Currency	USD

Code and Description	Count
ADM125--ENTERPRISE APPLICATION MANAGER	1.0
TEC142--APPLICATION SPECIALIST III	4.0
TEC145--SENIOR IT DEVELOPER III	3.0
TEC148--DATABASE ADMINISTRATOR III	1.0
Totals	9.0

New Positions

Code and Description	Count	Pay Grade	Estimated Cost
0	0.0		\$0

Eliminations

Code and Description	Count	Pay Grade	Estimated Cost
-----------------------------	--------------	------------------	-----------------------

City of Amarillo 2024 Department Request by Business Unit

62022 - IT Support



Description	2021 Actual	2022 Actual	2023 Budget	2023 Revised Estimate	2024 Dept Request	Dept Request Variance
Revenues						
62022 - IT Support						
Operating Transfers In						
39110 - Tsf In fr General Fund	349	—	—	—	—	—
39555 - Tsf In fr Summer Lunch 2300	—	—	—	—	—	—
39100 - Operating Transfers In	349	—	—	—	—	—
62022 - IT Support	349	-	-	-	-	-
Total Revenues	349	-	-	-	-	-
Expenditures						
62022 - IT Support						
Personal Services						
41100 - Salaries and Wages	333,207	304,252	365,586	346,189	417,997	52,411
41300 - Incentive	—	—	—	—	—	—
41820 - Health Insurance	72,841	74,226	87,828	75,877	85,284	-2,544
42300 - State Unemployment	356	446	591	532	592	1
42400 - Workers Compensation	1,846	1,676	2,210	2,210	2,210	—
42550 - Communications Allowance	2,510	2,253	3,360	2,654	2,880	-480
41900 - Life	169	154	287	167	328	41
42010 - Social Security - Medicare	4,590	4,192	5,351	4,815	6,102	751
42020 - Social Security - OASDI	19,627	17,924	22,875	20,588	26,095	3,220
42110 - TMRS	-23,373	36,321	54,974	49,181	63,300	8,326
42115 - OPEB Funding	-3,821	7,448	8,966	8,478	10,226	1,260
41620 - Unscheduled	23	—	—	—	—	—
41000 - Personal Services	407,977	448,891	552,028	510,691	615,014	62,986
Supplies						
51110 - Office Expense	-	-	-	-	-	-
51200 - Operating	529	170	1,000	-	1,000	-
51850 - Minor Tools	-	515	1,000	1,000	1,000	-
51950 - Minor Office Equipment	105	395	1,000	1,000	1,000	-
51960 - Printers	-	-	-	-	-	-
51970 - Software	-	-	1,500	1,500	1,500	-
51980 - IT Hardware	30,018	10,943	25,000	25,000	25,000	-
51000 - Supplies	30,652	12,023	29,500	28,500	29,500	-
Contractual Services						
68620 - Computer Equipment	-	-	6,000	5,000	5,000	-1,000
69300 - Leased Computer Software	4,442	3,963	-	-	-	-
60000 - Contractual Services	4,442	3,963	6,000	5,000	5,000	-1,000
Other Charges						
76000 - Depreciation	152	1,854	1,852	2,006	1,852	-
71100 - Insurance and Bonds	3,390	4,073	4,115	4,115	4,476	361
77450 - Administrative Other	46,694	46,694	14,462	14,462	14,448	-14
70000 - Other Charges	50,236	52,621	20,429	20,583	20,776	347
Capital Outlay						
84610 - Info Tech Equipt - PCs	-	-	-	-	-	-
84000 - Capital Outlay	-	-	-	-	-	-
62022 - IT Support	493,307	517,498	607,957	564,774	670,290	62,333
Total Expenditures	493,307	517,498	607,957	564,774	670,290	62,333

2024-25 Employee Distribution by Position

Entity	62022 - IT Support
Scenario	Dept Req
Year	2024
Currency	USD

Code and Description	Count
TEC010--AIRPORT TECHNOLOGY SPECIALIST	1.0
TEC123--IT SUPPORT SPECIALIST I	1.0
TEC126--IT SUPPORT SPECIALIST IV	6.0
Totals	8.0

New Positions

Code and Description	Count	Pay Grade	Estimated Cost
-----------------------------	--------------	------------------	-----------------------

Eliminations

Code and Description	Count	Pay Grade	Estimated Cost
-----------------------------	--------------	------------------	-----------------------

City of Amarillo 2024 Department Request by Business Unit

62023 - IT Print Services



Description	2021 Actual	2022 Actual	2023 Budget	2023 Revised Estimate	2024 Dept Request	Dept Request Variance
Expenditures						
62023 - IT Print Services						
Personal Services						
41100 - Salaries and Wages	57,748	56,935	78,683	72,280	79,102	419
41820 - Health Insurance	14,939	14,776	20,712	9,975	10,356	-10,356
42300 - State Unemployment	73	82	148	112	148	-
42400 - Workers Compensation	227	490	239	239	239	-
42550 - Communications Allowance	722	632	960	1,397	960	-
41900 - Life	39	36	82	48	82	-
42010 - Social Security - Medicare	831	819	1,155	1,059	1,161	6
42020 - Social Security - OASDI	3,554	3,503	4,938	4,528	4,964	26
42110 - TMRS	-4,242	6,826	11,867	10,310	12,042	175
42115 - OPEB Funding	-1,077	1,400	1,935	1,790	1,946	11
41620 - Unscheduled	110	37	-	-	-	-
41000 - Personal Services	72,922	85,537	120,719	101,738	111,000	-9,719
Supplies						
51110 - Office Expense	84	101	1,000	137	-	-1,000
51200 - Operating	76,422	42,136	63,500	45,000	63,500	-
51000 - Supplies	76,506	42,237	64,500	45,137	63,500	-1,000
Contractual Services						
68650 - Shop Equipment	593	638	1,000	1,000	1,000	-
69220 - Rental Other Equipment	28,974	28,484	30,000	30,000	30,000	-
69300 - Leased Computer Software	6,115	6,108	7,100	6,500	5,000	-2,100
60000 - Contractual Services	35,683	35,229	38,100	37,500	36,000	-2,100
Other Charges						
76000 - Depreciation	205	205	205	205	8,647	8,442
77450 - Administrative Other	10,837	10,837	2,621	2,621	2,300	-321
71100 - Insurance and Bonds	1,130	1,164	1,176	1,176	1,279	103
70000 - Other Charges	12,172	12,206	4,002	4,002	12,226	8,224
Inter Reimbursements						
90160 - Other Departments	-106,198	-92,911	-105,000	-105,000	-105,000	-
90000 - Inter Reimbursements	-106,198	-92,911	-105,000	-105,000	-105,000	-
62023 - IT Print Services	91,085	82,298	122,321	83,377	117,726	-4,595
Total Expenditures	91,085	82,298	122,321	83,377	117,726	-4,595

2024-25 Employee Distribution by Position

Entity	62023 - IT Print Services
Scenario	Dept Req
Year	2024
Currency	USD

Code and Description	Count
CLR850--PRINT SHOP SUPERVISOR	1.0
TEC851--PRINT SHOP TECHNICIAN I	1.0
Totals	2.0

New Positions

Code and Description	Count	Pay Grade	Estimated Cost
-----------------------------	--------------	------------------	-----------------------

Eliminations

Code and Description	Count	Pay Grade	Estimated Cost
-----------------------------	--------------	------------------	-----------------------

City of Amarillo 2024 Department Request by Business Unit

62024 - IT GIS



Description	2021 Actual	2022 Actual	2023 Budget	2023 Revised Estimate	2024 Dept Request	Dept Request Variance
Revenues						
62024 - IT GIS						
Operating Transfers In						
39110 - Tsf In fr General Fund	120,554	120,554	120,554	120,554	120,554	-
39555 - Tsf In fr Summer Lunch 2300	-	-	-	-	-	-
39470 - Tsf in from Water & Sewe	63,654	63,654	63,654	63,654	63,654	-
39100 - Operating Transfers In	184,208	184,208	184,208	184,208	184,208	-
62024 - IT GIS	184,208	184,208	184,208	184,208	184,208	-
Total Revenues	184,208	184,208	184,208	184,208	184,208	-
Expenditures						
62024 - IT GIS						
Personal Services						
41100 - Salaries and Wages	192,520	236,111	266,376	251,495	260,444	-5,932
41820 - Health Insurance	27,647	33,999	33,504	33,939	35,940	2,436
42300 - State Unemployment	195	195	296	266	296	-
42400 - Workers Compensation	1,080	1,316	1,136	1,136	1,136	-
42550 - Communications Allowance	1,278	1,388	1,920	1,387	1,440	-480
41900 - Life	95	99	164	99	164	-
42010 - Social Security - Medicare	2,738	3,365	3,891	3,558	3,797	-94
42020 - Social Security - OASDI	11,709	14,387	16,635	15,213	16,237	-398
42110 - TMRS	-19,885	28,144	39,977	35,440	39,387	-590
42115 - OPEB Funding	3,612	5,771	6,520	6,145	6,364	-156
41000 - Personal Services	220,990	324,775	370,419	348,678	365,205	-5,214
Supplies						
51200 - Operating	1,348	1,255	1,000	1,000	1,000	-
51970 - Software	-	-	1,000	1,000	1,000	-
51980 - IT Hardware	-	-	1,000	1,000	1,000	-
51000 - Supplies	1,348	1,255	3,000	3,000	3,000	-
Contractual Services						
62000 - Professional	139	272	1,000	1,000	13,000	12,000
69300 - Leased Computer Software	47,200	47,381	57,000	63,100	63,100	6,100
60000 - Contractual Services	47,339	47,652	58,000	64,100	76,100	18,100
Other Charges						
71100 - Insurance and Bonds	565	2,327	2,351	2,351	2,558	207
77450 - Administrative Other	5,470	5,470	7,934	7,934	10,646	2,712
70000 - Other Charges	6,035	7,797	10,285	10,285	13,204	2,919
Capital Outlay						
84910 - Other Equipment	-	-	-	-	-	-
80000 - Capital Outlay	-	-	-	-	-	-
62024 - IT GIS	275,713	381,479	441,704	426,063	457,509	15,805
Total Expenditures	275,713	381,479	441,704	426,063	457,509	15,805

2024-25 Employee Distribution by Position

Entity	62024 - IT GIS
Scenario	Dept Req
Year	2024
Currency	USD

Code and Description	Count
ADM124--GIS SERVICE MANAGER	1.0
TEC165--GIS ANALYST I	2.0
TEC166--GIS ANALYST II	1.0
Totals	4.0

New Positions

Code and Description	Count	Pay Grade	Estimated Cost
-----------------------------	--------------	------------------	-----------------------

Eliminations

Code and Description	Count	Pay Grade	Estimated Cost
-----------------------------	--------------	------------------	-----------------------

City of Amarillo 2024 Department Request by Business Unit

62031 - IT Public Safety



Description	2021 Actual	2022 Actual	2023 Budget	2023 Revised Estimate	2024 Dept Request	Dept Request Variance
Revenues						
62031 - IT Public Safety						
Operating Transfers In						
39530 - Tsf In fr Airport	-	-	-	-	-	-
39100 - Operating Transfers In	-	-	-	-	-	-
62031 - IT Public Safety	-	-	-	-	-	-
Total Revenues	-	-	-	-	-	-
Expenditures						
62031 - IT Public Safety						
Personal Services						
41100 - Salaries and Wages	124,980	125,734	125,579	138,576	339,694	214,115
41820 - Health Insurance	19,918	21,018	10,356	19,951	51,780	41,424
42300 - State Unemployment	97	97	221	133	370	149
42400 - Workers Compensation	655	653	639	639	639	-
42550 - Communications Allowance	963	926	480	924	2,400	1,920
41900 - Life	52	50	82	50	205	123
42010 - Social Security - Medicare	1,793	1,803	1,828	1,989	4,959	3,131
42020 - Social Security - OASDI	7,665	7,711	7,816	8,504	21,211	13,395
42110 - TMRS	-8,570	15,009	18,783	19,583	51,450	32,667
42115 - OPEB Funding	-274	3,078	3,064	3,390	8,313	5,249
41000 - Personal Services	147,280	176,080	168,848	193,739	481,021	312,173
Supplies						
51200 - Operating	-	-	250	-	-	-250
51850 - Minor Tools	-	30	250	250	250	-
51970 - Software	-	-	500	500	500	-
51980 - IT Hardware	1,878	-	4,000	4,000	4,000	-
51000 - Supplies	1,878	30	5,000	4,750	4,750	-250
Contractual Services						
61100 - Communications Billing	2,853	2,755	4,000	2,900	3,000	-1,000
68620 - Computer Equipment	1,052	1,705	2,500	2,000	2,000	-500
69300 - Leased Computer Software	-	14,112	10,000	11,000	11,000	1,000
60000 - Contractual Services	3,905	18,572	16,500	15,900	16,000	-500
Other Charges						
71100 - Insurance and Bonds	1,130	1,164	1,176	1,176	1,279	103
75100 - Travel	31	-	-	-	-	-
77450 - Administrative Other	15,579	-	4,886	4,886	5,466	580
70000 - Other Charges	16,740	1,164	6,062	6,062	6,745	683
62031 - IT Public Safety	169,803	195,846	196,410	220,451	508,516	312,106
Total Expenditures	169,803	195,846	196,410	220,451	508,516	312,106

2024-25 Employee Distribution by Position

Entity	62031 - IT Public Safety
Scenario	Dept Req
Year	2024
Currency	USD

Code and Description	Count
TEC176--IT PUBLIC SAFETY TECHNICIAN III	1.0
TEC174--IT PUBLIC SAFETY TECHNICIAN I	1.0
ADM127--PUBLIC SAFETY MANAGER	1.0
TEC134--INFRASTRUCTURE ENGINEER III	1.0
TEC177--IT CAD SPECIALIST	1.0
Totals	5.0

New Positions

Code and Description	Count	Pay Grade	Estimated Cost
-----------------------------	--------------	------------------	-----------------------

Eliminations

Code and Description	Count	Pay Grade	Estimated Cost
-----------------------------	--------------	------------------	-----------------------

City of Amarillo 2024 Department Request by Business Unit

62032 - IT Infrastructure



Description	2021 Actual	2022 Actual	2023 Budget	2023 Revised Estimate	2024 Dept Request	Dept Request Variance
Revenues						
62032 - IT Infrastructure						
Miscellaneous Revenue						
37435 - Sale of Scrap	900	750	-	750	-	-
37465 - NBV Asset Disposal	-	-117,539	-	-	-	-
37400 - Miscellaneous Revenue	900	-116,790	-	750	-	-
62032 - IT Infrastructure	900	-116,790	-	750	-	-
Total Revenues	900	-116,790	-	750	-	-
Expenditures						
62032 - IT Infrastructure						
Personal Services						
41100 - Salaries and Wages	455,216	489,052	742,406	674,702	834,058	91,652
41300 - Incentive	602	579	1,200	214	-	-1,200
41820 - Health Insurance	66,858	70,279	104,256	89,646	103,254	-1,002
42300 - State Unemployment	537	316	958	585	740	-218
42400 - Workers Compensation	2,264	2,352	2,400	2,400	2,400	-
42510 - Car Allowance	-	-	-	-	-	-
42550 - Communications Allowance	2,554	2,314	3,840	4,910	6,240	2,400
41900 - Life	159	149	369	200	410	41
42010 - Social Security - Medicare	6,275	6,815	10,839	9,510	12,183	1,344
42020 - Social Security - OASDI	26,832	29,139	46,342	40,664	52,098	5,756
42110 - TMRS	-27,499	58,295	111,370	96,050	126,380	15,010
42115 - OPEB Funding	2,535	11,954	18,165	16,447	20,420	2,255
41000 - Personal Services	536,332	671,244	1,042,145	935,328	1,158,183	116,038
Supplies						
51110 - Office Expense	705	-	-	-	-	-
51200 - Operating	496,876	464,487	2,000	-	2,000	-
51850 - Minor Tools	-	510	1,000	1,000	1,000	-
51970 - Software	15,449	14,973	14,000	10,000	10,000	-4,000
51980 - IT Hardware	155,790	6,549	54,000	44,100	38,000	-16,000
51000 - Supplies	668,819	486,519	71,000	55,100	51,000	-20,000
Contractual Services						
61100 - Communications Billing	30,758	63,980	71,000	68,000	96,100	25,100
61410 - Tuition	5,190	-	-	-	-	-
62000 - Professional	232,464	-	-	-	-	-
62220 - Leased Equipment Expense	15,087	926,014	1,406,690	1,290,000	927,000	-479,690
68620 - Computer Equipment	6,750	9,065	167,100	130,000	165,000	-2,100
69300 - Leased Computer Software	357,678	623,762	441,200	425,000	486,900	45,700
60000 - Contractual Services	647,927	1,622,819	2,085,990	1,913,000	1,675,000	-410,990
Other Charges						
76000 - Depreciation	483,169	227,489	222,720	213,650	166,343	-56,377
71100 - Insurance and Bonds	2,260	3,491	3,527	3,527	3,837	310
76600 - Amortization of Leased Assets	515,987	1,084,130	677,249	466,344	677,249	-
77450 - Administrative Other	36,707	36,707	84,506	84,506	113,982	29,476
78020 - Interest Expense	45,315	19,158	-	19,158	-	-
70000 - Other Charges	1,083,437	1,370,975	988,002	787,185	961,411	-26,591
62032 - IT Infrastructure	2,936,516	4,151,557	4,187,137	3,690,613	3,845,594	-341,543
Total Expenditures	2,936,516	4,151,557	4,187,137	3,690,613	3,845,594	-341,543

2024-25 Employee Distribution by Position

Entity	62032 - IT Infrastructure
Scenario	Dept Req
Year	2024
Currency	USD

Code and Description	Count
TEC048--IT PRINCIPAL ENGINEER	2.0
TEC049--IT CYBERSECURITY ENGINEER	1.0
TEC132--INFRASTRUCTURE ENGINEER 1	1.0
TEC133--INFRASTRUCTURE ENGINEER II	1.0
TEC134--INFRASTRUCTURE ENGINEER III	5.0
Totals	10.0

New Positions

Code and Description	Count	Pay Grade	Estimated Cost
-----------------------------	--------------	------------------	-----------------------

Eliminations

Code and Description	Count	Pay Grade	Estimated Cost
-----------------------------	--------------	------------------	-----------------------

City of Amarillo 2024 Department Request by Business Unit

62033 - IT Telecom



Description	2021 Actual	2022 Actual	2023 Budget	2023 Revised Estimate	2024 Dept Request	Dept Request Variance
Expenditures						
62033 - IT Telecom						
Personal Services						
41100 - Salaries and Wages	134,529	55,541	-	15,287	-	-
41820 - Health Insurance	24,898	14,508	-	2,891	-	-
42300 - State Unemployment	219	73	-	-	-	-
42400 - Workers Compensation	700	289	-	-	-	-
42550 - Communications Allowance	722	176	-	-	-	-
41900 - Life	90	35	-	7	-	-
42010 - Social Security - Medicare	2,066	920	-	264	-	-
42020 - Social Security - OASDI	7,895	3,917	-	1,127	-	-
42110 - TMRS	-10,051	7,651	-	2,177	-	-
42115 - OPEB Funding	-1,002	1,563	-	446	-	-
41620 - Unscheduled	10,127	8,848	-	3,077	-	-
41000 - Personal Services	170,193	93,520	-	25,276	-	-
Supplies						
51200 - Operating	3,425	3,735	4,000	5,000	5,000	1,000
51000 - Supplies	3,425	3,735	4,000	5,000	5,000	1,000
Contractual Services						
61100 - Communications Billing	462,663	519,556	545,800	500,000	492,250	-53,550
62000 - Professional	11,036	2,468	2,001	2,000	2,500	499
68670 - Communications Equipmen	91,048	101,166	107,750	127,000	25,000	-82,750
69210 - Rental City Equipment	6,116	6,545	6,872	-	-	-6,872
60000 - Contractual Services	570,863	629,735	662,423	629,000	519,750	-142,673
Other Charges						
76000 - Depreciation	7,646	-	-	-	-	-
71100 - Insurance and Bonds	2,260	2,327	2,351	2,351	2,558	207
77450 - Administrative Other	31,283	31,283	22,596	22,596	20,867	-1,729
78250 - Inventory Over/Short	-445	270	-	-	-	-
70000 - Other Charges	40,744	33,880	24,947	24,947	23,425	-1,522
62033 - IT Telecom	785,225	760,870	691,370	684,223	548,175	-143,195
Total Expenditures	785,225	760,870	691,370	684,223	548,175	-143,195

2024-25 Employee Distribution by Position

Entity	62033 - IT Telecom
Scenario	Dept Req
Year	2024
Currency	USD

Code and Description	Count
	0.0
	0.0
Totals	0.0

New Positions

Code and Description	Count	Pay Grade	Estimated Cost
-----------------------------	--------------	------------------	-----------------------

Eliminations

Code and Description	Count	Pay Grade	Estimated Cost
-----------------------------	--------------	------------------	-----------------------

City of Amarillo 2024 Department Request by Business Unit

62034 - IT Radio Communications



Description	2021 Actual	2022 Actual	2023 Budget	2023 Revised Estimate	2024 Dept Request	Dept Request Variance
Revenues						
62034 - IT Radio Communications						
Interest Earnings						
37125 - Other Interest Income	1,289	2,098	—	—	—	—
37109 - Interest Earnings	1,289	2,098	—	—	—	—
Rent						
37154 - Other Rental Income	2,271	2,271	—	—	—	—
37150 - Rent	2,271	2,271	—	—	—	—
Miscellaneous Revenue						
37410 - Miscellaneous Revenue	63,363	74,653	77,600	83,061	77,600	-
37400 - Miscellaneous Revenue	63,363	74,653	77,600	83,061	77,600	-
62034 - IT Radio Communications	66,922	79,021	77,600	83,061	77,600	-
Total Revenues	66,922	79,021	77,600	83,061	77,600	-

Expenditures

62034 - IT Radio Communications

Personal Services

41100 - Salaries and Wages	144,615	106,011	115,889	82,244	68,190	-47,699
41620 - Unscheduled	-	-	-	47	-	-
41820 - Health Insurance	23,051	10,509	10,356	3,981	-	-10,356
42300 - State Unemployment	176	97	148	67	74	-74
42400 - Workers Compensation	1,754	-	7,788	7,788	7,788	-
42540 - Tool Allowance	2,630	1,736	1,800	1,212	900	-900
42550 - Communications Allowance	2,667	2,314	2,400	1,616	1,200	-1,200
41900 - Life	83	50	82	35	41	-41
42010 - Social Security - Medicare	2,125	1,567	1,741	1,223	1,019	-722
42020 - Social Security - OASDI	9,088	6,699	7,446	5,230	4,358	-3,088
42110 - TMRS	17,955	13,042	17,893	11,640	10,572	-7,321
42111 - TMRS Adj (GASB 68)	-	-1,375	-	-	-	-
42115 - OPEB Funding	3,643	2,675	2,918	2,062	1,708	-1,210
42116 - OPEB Funding Adj (GASB 75)	-	-631	-	-	-	-
41000 - Personal Services	207,789	142,694	168,461	117,145	95,850	-72,611

Supplies

51100 - General Supplies	-	-	-	-	-	-
51110 - Office Expense	541	307	-	-	-	-
51200 - Operating	12,032	8,263	15,000	5,000	7,500	-7,500
51300 - Clothing and Linen	450	-	1,000	500	500	-500
51700 - Education	2,085	732	-	-	-	-
51850 - Minor Tools	-	-	1,000	1,000	-	-1,000
53150 - Electricity	13,009	17,602	19,852	21,068	20,448	596
51000 - Supplies	28,116	26,903	36,852	27,568	28,448	-8,404

Contractual Services

61400 - Dues	85	85	-	-	-	-
61410 - Tuition	1,200	-	-	-	-	-

**City of Amarillo 2024 Department Request by
Business Unit
62034 - IT Radio Communications**



Description	2021 Actual	2022 Actual	2023 Budget	2023 Revised Estimate	2024 Dept Request	Dept Request Variance
62010 - Service Agreements	727,342	183,407	455,000	459,800	802,218	347,218
62220 - Leased Equipment Expenses	-	-	-	-	135,000	135,000
67320 - Extermination	144	326	500	500	500	-
68670 - Communications Equipmen	51,131	16,817	104,000	30,000	30,000	-74,000
69210 - Rental City Equipment	9,517	6,480	11,664	11,664	12,014	350
60000 - Contractual Services	789,419	207,115	571,164	501,964	979,732	408,568
Other Charges						
71100 - Insurance and Bonds	3,390	3,491	1,176	1,176	3,837	2,661
75100 - Travel	-	-	5,000	-	-	-5,000
77450 - Administrative Other	-	-	29,603	29,603	10,791	-18,812
78230 - Loss on Bad Debt	-	8,720	-	-	-	-
70000 - Other Charges	3,390	12,211	35,779	30,779	14,628	-21,151
62034 - IT Radio Communications	1,028,715	388,923	812,256	677,456	1,118,658	306,402
Total Expenditures	1,028,715	388,923	812,256	677,456	1,118,658	306,402

2024-25 Employee Distribution by Position

Entity	62034 - IT Radio Communications
Scenario	Dept Req
Year	2024
Currency	USD

Code and Description	Count
MGT665--RADIO COMMS COORDINATOR	1.0
Totals	1.0

New Positions

Code and Description	Count	Pay Grade	Estimated Cost
-----------------------------	--------------	------------------	-----------------------

Eliminations

Code and Description	Count	Pay Grade	Estimated Cost
-----------------------------	--------------	------------------	-----------------------

City of Amarillo 2024 Department Request by Business Unit

62150 - IT Capital



Description	2021 Actual	2022 Actual	2023 Budget	2023 Revised Estimate	2024 Dept Request	Dept Request Variance
Expenditures						
62150 - IT Capital						
Other Charges						
76000 - Depreciation	69,868	199,410	206,017	216,242	281,017	75,000
70000 - Other Charges	69,868	199,410	206,017	216,242	281,017	75,000
62150 - IT Capital	69,868	199,410	206,017	216,242	281,017	75,000
Total Expenditures	69,868	199,410	206,017	216,242	281,017	75,000

HUMAN RESOURCES (1110)

2024/25 Budget

Budget Comparison

	2022/23 Actual	2023/24 Budget	2023 Revised Estimate	2024/25 Budgeted
Personal Services	\$ 744,308	\$ 912,999	\$ 825,553	\$ 861,418
Supplies	201,286	206,566	157,227	171,623
Contractual Services	273,057	218,620	218,000	337,457
Other Charges	11,658	33,642	18,642	42,394
Total Expenses	\$ 1,230,309	\$ 1,371,827	\$ 1,219,422	\$ 1,412,892

Total Departmental Revenues	\$ —	\$ —	\$ —	\$ —
------------------------------------	-------------	-------------	-------------	-------------

Total Covered through General Revenues	\$ 1,230,309	\$ 1,371,827	\$ 1,219,422	\$ 1,412,892
---	---------------------	---------------------	---------------------	---------------------

Approved Positions

	2022/23 Actual	2023/24 Budget	2024/25 Budgeted
Full-time	10.0	9.0	9.0
Part-time	2.0	2.0	2.0
Total	12.0	11.0	11.0



- Administration and Support
- Total Rewards - Compensation and Benefits
- Employee Development and Training
- Employment Sourcing and Recruitment
- Employee Relations
- Performance Management (Appraisals)

Mission

Provide high-quality Human Resource services to all prospective, current, and past employees.

Goals and Objectives

Through partnerships and collaboration, the Human Resources Department recruits, develops, and retains a high-performing and diverse workforce and fosters a healthy, safe, well-equipped, and productive work environment for employees, departments, and the public in order to maximize individual potential, expand organizational capacity and position the City of Amarillo as an employer of choice. The Human Resources Department is a conduit to building a vibrant workforce and a thriving community. Human Resources (HR) has 4 main goals and objectives:

Goal 1: Drive HR excellence and innovation that leads to successful outcomes in recruiting, retaining, and developing an outstanding workforce and move the City of Amarillo forward while remaining a financial steward.

Goal 2: Expand and promote community engagement by partnering with local agencies, schools and local events to educate, mentor, and showcase the employment opportunities at the city.

Goal 3: Continue enhancing the employee experience by moving the organization forward while leveraging HR technology and increasing convenience to all customers.

Goal 4: Invest in our employees' continued growth by continuing our organizational development initiatives and educational experiences throughout the city.

The HR team is excited about the future and we are committed to serving our employees, departments, and the public with excellence.

Programs of Human Resources

Human Resources Administration and Support (Policies and Procedures) 2024/25 Budget — \$141,289 of Budget

Human Resources Administration and Support develops policies and procedures to be used by city employees, assures consistent and fair administration of policies and procedures, and processes timely and accurate changes in employee status and payroll.

<i>Performance Measures/Indicators:</i>	2022/23 Actual	2023/24 Estimated	2024/25 Projected
City-wide policies revised and/or created	5	6	5

Total Rewards – Compensation and Benefits 2024/25 Budget — \$282,578 of Budget

Total Rewards – Compensation and Benefits include the review and maintenance of the classification and compensation systems. Position reclassifications and/or salary adjustments are evaluated upon request to assist departments and allow for minimal interruptions within the overall city organization. Staff also works to develop compensation packages competitive according to market rates while maintaining the equity of the city's Compensation Schedule.

HUMAN RESOURCES (1110)

2024/25 Budget

<i>Performance Measures/Indicators:</i>	2022/23 Actual	2023/24 Estimated	2024/25 Projected
Position Adjustments	292	294	300

Employee Development and Training 2024/25 Budget — \$282,578 of Budget

Employee Development and Training entails the promotion of learning and growth while working with management to ensure sufficient and adequate training organization-wide by increasing the number of training hours per employee. In an effort to ensure that the city personnel are equipped, the Human Resources department is continually assessing organizational training needs and implementing training programs.

<i>Performance Measures/Indicators:</i>	2022/23 Actual	2023/24 Estimated	2024/25 Projected
city-wide/annual core training	88	97	98

Employment Sourcing and Recruitment 2024/25 Budget — \$282,578 of Budget

The Employment Sourcing and Recruitment program recruits and retains a diverse and skilled workforce while reducing the amount of involuntary terminations and maintaining or reducing the overall city-wide turnover rate. In an effort to attract qualified and diverse candidates, Human Resources works with departments to collaboratively develop specialized recruitment efforts.

<i>Performance Measures/Indicators:</i>	2022/23 Actual	2023/24 Estimated	2024/25 Projected
New hires	671	650	650

Employee Relations 2024/25 Budget — \$141,289 of Budget

Employee Relations is responsible for counseling managers, supervisors, and employees, as well as administering the Employee Grievance Process. The Human Resources department, through the city's Health Plan, offers an Employee Assistance Program (EAP).

<i>Performance Measures/Indicators:</i>	2022/23 Actual	2023/24 Estimated	2024/25 Projected
Employee complaints unresolved by HR resulting in grievance to Civil Service Commission	0	1	1

Performance Management (Appraisals) 2024/25 Budget — \$282,578 of Budget

Performance Management administers the performance appraisal process. This process is designed to retain the best performance and quality in the workforce. Performance appraisals are completed at an employee's first six months of service in the position and annually thereafter.

<i>Performance Measures/Indicators:</i>	2022/23 Actual	2023/24 Estimated	2024/25 Projected
Employee performance appraisals	1,665	1,950	1,950

Total Human Resources Department 2024/25 Budget — \$1,412,892

City of Amarillo 2024 Department Request by Business Unit

1110 - Human Resources



Description	2021 Actual	2022 Actual	2023 Budget	2023 Revised Estimate	2024 Dept Request	Dept Request Variance
Expenditures						
1110 - Human Resources						
Personal Services						
41100 - Salaries and Wages	559,649	543,479	668,700	591,799	608,264	-60,436
41300 - Incentive	602	669	1,200	525	600	-600
41620 - Unscheduled	-	49	1,500	-	1,500	-
41820 - Health Insurance	81,801	78,412	68,676	82,775	89,388	20,712
42300 - State Unemployment	628	675	896	788	778	-118
42400 - Workers Compensation	1,790	1,733	3,505	3,505	3,505	-
42510 - Car Allowance	3,008	2,893	3,000	2,888	3,000	-
42550 - Communications Allowance	2,407	2,222	2,400	2,311	2,400	-
41900 - Life	206	208	410	213	369	-41
42010 - Social Security - Medicare	7,909	7,681	9,792	8,381	8,907	-885
42020 - Social Security - OASDI	31,623	31,331	39,792	35,615	37,379	-2,413
42110 - TMRS	63,383	62,201	97,265	82,795	90,676	-6,589
42115 - OPEB Funding	12,886	12,755	15,863	13,958	14,652	-1,211
41000 - Personal Services	765,891	744,308	912,999	825,553	861,418	-51,581
Supplies						
51110 - Office Expense	77,345	90,188	72,958	65,630	72,958	-
51115 - Employee Recognition Program	47,772	82,100	50,000	52,330	53,115	3,115
51125 - Training	49,220	1,365	70,000	240	-	-70,000
51200 - Operating	27,200	26,520	3,500	32,600	33,100	29,600
51300 - Clothing and Linen	69	-	2,400	2,000	4,130	1,730
51700 - Education	5,527	985	7,000	3,000	7,000	-
51950 - Minor Office Equipment	-	127	-	127	-	-
55100 - Publications	403	-	708	1,300	1,320	612
51000 - Supplies	207,537	201,286	206,566	157,227	171,623	-34,943
Contractual Services						
61200 - Postage	2,029	1,245	3,800	1,000	3,800	-
61300 - Advertising	649	2,697	5,000	5,000	5,000	-
61400 - Dues	1,345	970	3,500	3,500	3,500	-
61410 - Tuition	-	2,085	8,500	3,000	8,500	-
62000 - Professional	150	-	34,406	30,000	59,406	25,000
63400 - Employee Medical	147,825	214,821	121,251	170,000	236,251	115,000
69300 - Leased Computer Software	49,546	51,238	42,163	5,500	21,000	-21,163
60000 - Contractual Services	201,545	273,057	218,620	218,000	337,457	118,837
Other Charges						
74000 - Printing and Binding	-457	-263	-	-	-	-
71100 - Insurance and Bonds	5,085	5,818	7,642	7,642	6,394	-1,248
75100 - Travel	1,511	2,993	18,000	5,000	28,000	10,000
75300 - Meals and Local	4,647	3,111	8,000	6,000	8,000	-
70000 - Other Charges	10,786	11,658	33,642	18,642	42,394	8,752
1110 - Human Resources	1,185,758	1,230,309	1,371,827	1,219,422	1,412,892	41,065
Total Expenditures	1,185,758	1,230,309	1,371,827	1,219,422	1,412,892	41,065

2024-25 Employee Distribution by Position

Entity	1110 - Human Resources
Scenario	Dept Req
Year	2024
Currency	USD

Code & Description	Count
MGT601--SR HR GENERALIST	1.0
PRF250--HUMAN RESOURCE GENERALIST	3.0
ADM600--DIRECTOR OF HUMAN RESOURCES	1.0
ADM601--ASST DIRECTOR HUMAN RESOURCES	1.0
CLR888--HUMAN RESOURCES ANALYST	1.0
CLR941--ADMINISTRATIVE TECHNICIAN	1.0
CLR400--ADMINISTRATIVE ASSISTANT I	1.0
HRL904--ADMIN ASSISTANT-HRLY	2.0
Total	11.0

New Positions

Code and Description	Count	Pay Grade	Estimated Cost
-----------------------------	--------------	------------------	-----------------------

Eliminations

Code and Description	Count	Pay Grade	Estimated Cost
-----------------------------	--------------	------------------	-----------------------



RISK MANAGEMENT (1120, 6300)

2024/25 Budget

Budget Comparison

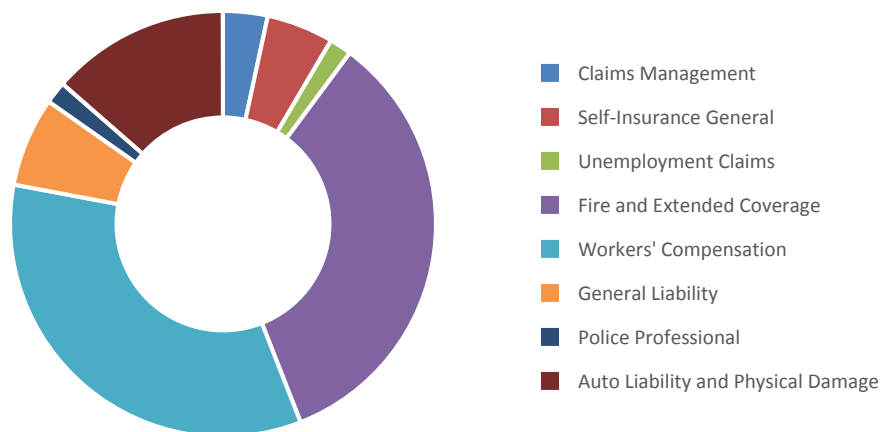
	2022/23 Actual	2023/24 Budget	2023 Revised Estimate	2024/25 Budgeted
Personal Services	\$ 532,956	\$ 715,284	\$ 588,953	\$ 685,747
Supplies	320,290	796,547	580,356	704,264
Contractual Services	339,363	442,335	420,084	482,775
Other Charges	6,474,580	8,425,064	8,679,430	8,899,895
Operating Transfers	—			2,000,000
Total Expenses	\$ 7,667,189	\$ 10,379,230	\$ 10,268,823	\$ 12,772,681

Total Departmental Revenues	\$ 10,110,735	\$ 10,731,680	\$ 10,868,714	\$ 11,553,354
------------------------------------	----------------------	----------------------	----------------------	----------------------

Total Covered through General Revenues	\$ 7,667,189	\$ 10,379,230	\$ 10,268,823	\$ 12,772,681
---	---------------------	----------------------	----------------------	----------------------

Approved Positions

	2022/23 Actual	2023/24 Budget	2024/25 Budgeted
Full-time	3.0	3.0	3.0
Part-time	-	-	-
Total	3.0	3.0	3.0



Mission

The Risk Management Department is comprised of the safety and risk management staff. The safety team is responsible for the development, maintenance, and creation of effective safety programs to reduce accidents and injuries and to ensure the City remains compliant with state/federal requirements for safe operations of equipment and personnel. Risk management staff provides management and oversight of any work-related employee injuries, provides accurate and timely recordings of losses incurred from city operations and reports these losses to appropriate personnel and outside service agencies, and is responsible for overall management of the insurance policies for the city that includes working with the insurance broker to obtain the most cost-effective pricing.

Goals & Objectives

The Risk Management Department is a support service to all city departments for the coordination and administration of various claims generated from city operations. Risk Management also assists the Finance department in evaluating current insurance needs throughout the city.

The Risk Management Fund (also known as the Self-Insurance Fund) provides coverage for most of the city's exposures. The Risk Management Fund purchases various insurance policies for the city. The city generally has very high deductibles or self-insurance reserves with purchased coverage. State law protects the city with an overall liability limit of up to \$500,000 per occurrence; therefore, the city has not purchased excess coverage for auto or general liability.

The Risk Management Fund seeks to analyze all departments' policies and functions to better utilize loss prevention techniques as an everyday departmental function. Commitment to safety is an initiative to reduce expenditures for injuries, property damages, and liability that directly affects the city's available funds. An effective and best-practice safety management system is vital to reduce these expenditures. While safety programs have predictable costs, claims losses do not. Claims costs can fluctuate to a high degree from year-to-year due to large, sometimes catastrophic, losses. The budget for the following programs is based on averages and trends in each area over a period of time.

Risk Management will conduct facility safety audits by creating and implementing yearly property evaluations. The Risk Management department will develop, implement, monitor, and manage health and safety training, policies, procedures, and programs and will identify areas of improvement to reduce the cost of claims.

Programs of Risk Management

Claims Management

2024/25 Budget — \$510,907 of Budget

The department is responsible for the overall management of claims by obtaining accurate and informative claim files on all city losses including workers' compensation, property loss, auto liability, and general liability. Staff adjusters analyze claims for accuracy and validity, monitor claim progress, and coordinate with claimants to reach reasonable settlements. The department analyzes claim history and losses to identify trends and implement loss control measures. It works collaboratively with city departments to identify loss prevention and reduction methods designed to reduce injuries, accidents, and liability.

<i>Performance Measures/Indicators:</i>	2022/23 Actual	2023/24 Estimated	2024/25 Projected
Total claims processed	491	452	452

Self-Insurance General

2024/25 Budget — \$894,088 of Budget

Risk Management partners with a third-party administrator (TPA) to manage the city’s self-insurance workers compensation program in accordance with the Texas Department of Insurance Division of Workers Compensation standards. This partnership supports cost containment measures by better-utilizing network savings and applying best practices to provide cost control measures more efficiently. Risk Management receives and processes the injury claims from city departments before transferring the claim to our TPA. Risk Management also coordinates return-to-work and modified duty with city departments. A major part of the city’s workers’ compensation program is employee safety. Risk Management supports employee safety initiatives by providing safety and health training to all city departments.

<i>Performance Measures/Indicators:</i>	2022/23 Actual	2023/24 Estimated	2024/25 Projected
Safety footwear purchased	765	828	828
Safety eyewear purchased	42	42	42
Employees Trained:			
CPR-first aid-AED	47	51	96
Worksite Safety Training (# of employees trained)	350	763	540
Job Safety Observation	75	75	75
12 Codes of Safe Practice	500	391	500
Drug and alcohol testing	240	252	252

Unemployment Claims

2024/25 Budget — \$127,727 of Budget

The city is self-insured for Unemployment Claims. Risk Management partners with Equifax Workforce Solutions for several services including representation at hearings, preparation of cases, and responses of complex employment actions with the state. These claims are managed by Human Resources staff.

<i>Performance Measures/Indicators:</i>	2022/23 Actual	2023/24 Estimated	2024/25 Projected
Numbers of cases	30	20	30
Percentage of positive outcome	88%	90%	90%

Fire and Extended Coverage

2024/25 Budget — \$4,214,985 of Budget

The insurance market hardened in 2020, and premiums increased dramatically nationwide. We engaged the services of an Insurance Broker that assembles a layered coverage plan to meet the city’s property insurance needs in this dynamic market. Our property policies are provided by multiple individual insurance carriers coordinated by our contracted insurance broker. The policies provide \$100,000,000 total annual coverage. The wind/hail deductible is 5% total insured value per location, per occurrence. The deductible for all other perils is \$250,000.

RISK MANAGEMENT (1120, 6300)

2024/25 Budget

<i>Performance Measures/Indicators:</i>	2022/23 Actual	2023/24 Estimated	2024/25 Projected
Claims processed	53	50	48
Paid claims	\$528,375	\$456,000	\$392,160
Premium for property policy	\$2,657,783	\$3,675,448	\$3,466,439

Workers' Compensation 2024/25 Budget — \$4,342,712 of Budget

Workers' Compensation manages all city workplace injuries. The city utilizes a TPA to administer these claims. However, Risk Management staff continue to manage the employees involved in workplace injuries. This program also funds the medical and indemnity payments associated with workplace injuries. The mission of the safety program is to reduce the risks of injuries, illnesses, and fatalities. The safety program results in cost savings in numerous areas, including lower workers' compensation costs and overall medical expenses, fewer lost workdays, a reduction in the costs to train replacement employees, and a reduction in impact on crew workload related to overtime and downtime caused by injuries and property damage. A work environment with a strong safety culture prevents accidents, which results in improved productivity and employee satisfaction.

<i>Performance Measures/Indicators:</i>	2022/23 Actual	2023/24 Estimated	2024/25 Projected
Number of claims	260	216	204
Total incurred cost	\$990,614	\$929,316	\$873,557
Average cost per injury	\$3,810	\$4,302	\$4,282
Medical bills paid timely	100%	100%	100%
Injury incident rate	13.76	11.43	10.79

General Liability 2024/25 Budget — \$1,021,814 of Budget

General Liability is the liability to a third party for damage to private property other than vehicle collisions. Examples would be city employees digging to repair a water main and accidentally cutting some other service line, or citizen slipping and falling in a city building.

<i>Performance Measures/Indicators:</i>	2022/23 Actual	2023/24 Estimated	2024/25 Projected
Number of claims	140	128	120
Claims paid	\$475,632*	\$279,758	\$262,200
Average cost per claim	\$3,397	\$2,185	\$2,185

*Citizen Settlements (6) \$232,279 and Fines (1) \$86,000. Total \$318,279 (67% of claims paid).

Police Professional (Law Enforcement Liability)

2024/25 Budget — \$255,454 of Budget

This is a policy with high limits for issues surrounding claims for personal injury and property damages from police actions. Due to a high exposure, it is vital to keep this coverage for protection of the self-insurance fund.

<i>Performance Measures/Indicators:</i>	2022/23 Actual	2023/24 Estimated	2024/25 Projected
Number of claims	4	5	5
Claims paid	\$3,750	\$4,100	\$4,100
Average cost per claim	\$938	\$820	\$820

Auto Liability and Physical Damage

2024/25 Budget — \$1,404,995 of Budget

This portion of the self-insurance fund covers all losses to city motor vehicles, including city property damage, city comprehensive damage, city liability for personal injury, and property damages to a third party. Claims are primarily managed by Risk Management staff with added support from our third-party adjuster on complex claims.

<i>Performance Measures/Indicators:</i>	2022/23 Actual	2023/24 Estimated	2024/25 Projected
Number of incidents	297	276	240
Claims paid	\$1,264,136*	\$768,657	\$508,628
Average cost per incident	\$4,256	\$2,785	\$2,119

* High dollar claims – Top 10 claims equal \$415,728 or 33% of total claims paid.

2024/25 Expenditures by Funding Source

General Fund 4% of Budget
Self-Insurance Fund 96% of Budget

**Total Risk Management Department Budget 2024/2025:
\$12,772,681**

City of Amarillo 2024 Department Request by Business Unit

1120 - Risk Management



Description	2021 Actual	2022 Actual	2023 Budget	2023 Revised Estimate	2024 Dept Request	Dept Request Variance
Expenditures						
1120 - Risk Management						
Personal Services						
41100 - Salaries and Wages	186,151	193,065	258,335	234,980	248,315	-10,020
41300 - Incentive	750	516	600	578	600	-
41620 - Unscheduled	-	-	-	-	-	-
41820 - Health Insurance	31,412	19,395	20,712	19,406	20,712	-
42300 - State Unemployment	211	141	222	133	222	-
42400 - Workers Compensation	923	932	1,211	1,211	1,211	-
42510 - Car Allowance	4,096	1,277	3,000	2,888	3,000	-
42550 - Communications Allowance	2,087	1,467	2,400	2,311	2,400	-
41900 - Life	71	64	123	73	123	-
42010 - Social Security - Medicare	2,609	2,763	3,833	3,414	3,687	-146
42020 - Social Security - OASDI	11,157	11,816	16,389	14,599	15,767	-622
42110 - TMRS	23,108	23,264	39,386	33,763	38,249	-1,137
42115 - OPEB Funding	4,692	4,771	6,423	5,847	6,179	-244
41000 - Personal Services	267,268	259,472	352,634	319,203	340,465	-12,169
Supplies						
51110 - Office Expense	8,942	5,916	11,600	4,900	5,000	-6,600
51115 - Employee Recognition Program	-	-	250	-	-	-250
51200 - Operating	-	-	201	-	-	-201
51300 - Clothing and Linen	120	-	500	30	50	-450
51700 - Education	45	135	5,020	1,100	1,120	-3,900
51955 - Furniture	18,323	-	-	-	-	-
51980 - IT Hardware	183	-	-	-	-	-
55100 - Publications	-	-	-	-	-	-
51000 - Supplies	27,612	6,051	17,571	6,030	6,170	-11,401
Contractual Services						
61200 - Postage	384	419	500	340	400	-100
61400 - Dues	-	175	2,000	1,600	1,700	-300
61410 - Tuition	-	-	2,004	-	-	-2,004
62000 - Professional	8,795	14,909	10,000	10,000	10,150	150
60000 - Contractual Services	9,179	15,503	14,504	11,940	12,250	-2,254
Other Charges						
74000 - Printing and Binding	-	-	500	-	500	-
71100 - Insurance and Bonds	1,695	1,746	2,351	2,351	2,400	49
75100 - Travel	3,194	3,445	17,528	4,225	4,300	-13,228
75300 - Meals and Local	42	35	250	55	60	-190
70000 - Other Charges	4,931	5,226	20,629	6,631	7,260	-13,369
1120 - Risk Management	308,991	286,251	405,338	343,804	366,145	-39,193
Total Expenditures	308,991	286,251	405,338	343,804	366,145	-39,193

2024-25 Employee Distribution by Position

Entity	1120 - Risk Management
Scenario	Dept Req
Year	2024
Currency	USD

Code & Description	Count
MGT615--RISK MANAGEMENT SPECIALIST	1.0
ADM601--ASST DIRECTOR HUMAN RESOURCES	1.0
CLR941--ADMINISTRATIVE TECHNICIAN	1.0
Total	3.0

New Positions

Code and Description	Count	Pay Grade	Estimated Cost
-----------------------------	--------------	------------------	-----------------------

Eliminations

Code and Description	Count	Pay Grade	Estimated Cost
-----------------------------	--------------	------------------	-----------------------

City of Amarillo 2024 Department Request by Business Unit

63110 - Self Insurance General



Description	2021 Actual	2022 Actual	2023 Budget	2023 Revised Estimate	2024 Dept Request	Dept Request Variance
Revenues						
63110 - Self Insurance General						
Interest Earnings						
37110 - Interest Income	111,287	933,096	700,000	879,000	1,055,000	355,000
37115 - Unrealized G/L	-32,304	26,359	-	-	-	-
37109 - Interest Earnings	78,983	959,455	700,000	879,000	1,055,000	355,000
Administrative Charges						
37310 - Self Insurance Premium	681,986	680,134	723,802	723,802	838,711	114,909
37199 - Administrative Charges	681,986	680,134	723,802	723,802	838,711	114,909
Miscellaneous Revenue						
37465 - NBV Asset Disposal	-	-	-	-	-	-
37400 - Miscellaneous Revenue	-	-	-	-	-	-
63110 - Self Insurance General	760,969	1,639,589	1,423,802	1,602,802	1,893,711	469,909
Total Revenues	760,969	1,639,589	1,423,802	1,602,802	1,893,711	469,909
Expenditures						
63110 - Self Insurance General						
Contractual Services						
62000 - Professional	8,750	65,000	10,000	18,500	18,500	8,500
69300 - Leased Computer Software	16,524	132,199	130,000	130,000	130,000	-
60000 - Contractual Services	25,274	197,199	140,000	148,500	148,500	8,500
Other Charges						
76000 - Depreciation	-	-	-	-	-	-
76650 - Amortization of Lease Computer	-	64,061	-	64,061	64,061	64,061
71320 - Risk Management Service	-	503	66,150	66,150	66,150	-
71100 - Insurance and Bonds	51,964	165,102	119,858	119,858	225,851	105,993
77450 - Administrative Other	400,074	400,074	382,894	382,894	348,969	-33,925
78020 - Interest Expense	-	5,541	-	-	-	-
92120 - Information Services	1,446	-	-	-	-	-
70000 - Other Charges	453,484	635,281	568,902	632,963	705,031	136,129
63110 - Self Insurance General	478,758	832,480	708,902	781,463	853,531	144,629
Total Expenditures	478,758	832,480	708,902	781,463	853,531	144,629

**City of Amarillo 2024 Department Request by
Business Unit
63115 - Unemployment Claims**



Description	2021 Actual	2022 Actual	2023 Budget	2023 Revised Estimate	2024 Dept Request	Dept Request Variance
Revenues						
63115 - Unemployment Claims						
Administrative Charges						
37310 - Self Insurance Premium	132,214	144,564	159,648	160,000	166,400	6,752
37199 - Administrative Charges	132,214	144,564	159,648	160,000	166,400	6,752
<hr/>						
63115 - Unemployment Claims	132,214	144,564	159,648	160,000	166,400	6,752
<hr/>						
Total Revenues	132,214	144,564	159,648	160,000	166,400	6,752
<hr/>						
Expenditures						
63115 - Unemployment Claims						
Contractual Services						
62000 - Professional	10,696	-	11,760	13,625	14,306	2,546
60000 - Contractual Services	10,696	-	11,760	13,625	14,306	2,546
<hr/>						
Other Charges						
71250 - Paid Claims	48,434	31,972	79,565	75,000	79,655	90
71330 - Incurred Claims	-114,500	22,141	-	-	-	-
70000 - Other Charges	-66,066	54,113	79,565	75,000	79,655	90
<hr/>						
63115 - Unemployment Claims	-55,370	54,113	91,325	88,625	93,961	2,636
<hr/>						
Total Expenditures	-55,370	54,113	91,325	88,625	93,961	2,636

City of Amarillo 2024 Department Request by Business Unit

63120 - Fire & Extended Coverage



Description	2021 Actual	2022 Actual	2023 Budget	2023 Revised Estimate	2024 Dept Request	Dept Request Variance
Revenues						
63120 - Fire & Extended Coverage						
Administrative Charges						
37310 - Self Insurance Premium	2,997,307	3,084,434	4,150,301	4,130,116	3,847,367	-302,934
37145 - Insurance Recoveries	—	344,187	—	10,125	—	—
37199 - Administrative Charges	2,997,307	3,428,622	4,150,301	4,140,241	3,847,367	-302,934
63120 - Fire & Extended Coverage	2,997,307	3,428,622	4,150,301	4,140,241	3,847,367	-302,934
Total Revenues	2,997,307	3,428,622	4,150,301	4,140,241	3,847,367	-302,934
Expenditures						
63120 - Fire & Extended Coverage						
Contractual Services						
62000 - Professional	152,223	19,907	100,000	20,000	50,000	-50,000
60000 - Contractual Services	152,223	19,907	100,000	20,000	50,000	-50,000
Other Charges						
71250 - Paid Claims	518,242	382,984	260,298	590,000	330,928	70,630
71100 - Insurance and Bonds	2,296,673	2,964,425	3,790,003	3,766,300	3,466,439	-323,564
70000 - Other Charges	2,814,915	3,347,409	4,050,301	4,356,300	3,797,367	-252,934
63120 - Fire & Extended Coverage	2,967,138	3,367,316	4,150,301	4,376,300	3,847,367	-302,934
Total Expenditures	2,967,138	3,367,316	4,150,301	4,376,300	3,847,367	-302,934

City of Amarillo 2024 Department Request by Business Unit

63125 - Workers Compensation



Description	2021 Actual	2022 Actual	2023 Budget	2023 Revised Estimate	2024 Dept Request	Dept Request Variance
Revenues						
63125 - Workers Compensation						
Administrative Charges						
37315 - W/C Premium City Pay	2,762,893	2,996,544	3,013,143	2,980,885	3,100,120	86,977
37200 - Administrative Charges	2,762,893	2,996,544	3,013,143	2,980,885	3,100,120	86,977
Operating Transfers In						
39110 - Tsf In fr General Fund	3,500,000	-	-	-	-	-
39100 - Operating Transfers In	3,500,000	-	-	-	-	-
63125 - Workers Compensation	6,262,893	2,996,544	3,013,143	2,980,885	3,100,120	86,977
Total Revenues	6,262,893	2,996,544	3,013,143	2,980,885	3,100,120	86,977
Expenditures						
63125 - Workers Compensation						
Personal Services						
41100 - Salaries and Wages	211,205	215,189	244,668	183,981	234,988	-9,680
41300 - Incentive	602	101	-	-	-	-
41500 - PFP	-	-	-	-	12,000	-
41620 - Unscheduled	-	-	-	-	-	-
41820 - Health Insurance	35,824	42,992	47,964	35,322	43,860	-4,104
42300 - State Unemployment	2,302	2,272	296	200	296	-
42400 - Workers Compensation	1,018	1,025	2,202	2,202	2,202	-
42510 - Car Allowance	99	-	-	-	-	-
42550 - Communications Allowance	3,333	2,951	4,800	3,611	3,600	-1,200
42560 - Change in Sick and Annua	1,244	-35,940	-	-	-	-
41900 - Life	87	93	164	77	164	-
42010 - Social Security - Medicare	2,989	2,994	3,617	2,585	3,459	-158
42020 - Social Security - OASDI	12,779	12,803	15,467	11,052	14,792	-675
42110 - TMRS	142	25,862	37,171	26,161	35,884	-1,287
42115 - OPEB Funding	3,632	5,303	6,062	4,559	5,798	-264
41000 - Personal Services	275,256	275,644	362,650	269,750	345,282	-17,368
Supplies						
51110 - Office Expense	5,801	2,799	3,135	5,000	3,135	-
51120 - Safety Program	57,555	58,750	74,355	74,355	74,355	-
51125 - Training	2,881	3,912	38,500	38,500	38,500	-
51300 - Clothing and Linen	96,825	105,949	235,986	186,038	155,038	-80,948
51980 - IT Hardware	545	-	-	-	-	-
55100 - Publications	1,826	-	-	-	-	-
51000 - Supplies	163,606	171,410	351,976	303,893	271,028	-80,948
Contractual Services						
61400 - Dues	-	-	690	690	690	-
62000 - Professional	107,858	105,089	146,052	196,000	227,000	80,948
69210 - Rental City Equipment	20,764	22,218	23,329	23,329	24,029	700
60000 - Contractual Services	128,622	127,307	170,071	220,019	251,719	81,648
Other Charges						
77610 - Information Technology - City	8,639	9,244	9,706	9,475	10,094	388

**City of Amarillo 2024 Department Request by
Business Unit
63125 - Workers Compensation**



Description	2021 Actual	2022 Actual	2023 Budget	2023 Revised Estimate	2024 Dept Request	Dept Request Variance
71290 - Comp Claims Paid	1,716,975	1,850,873	1,886,787	1,468,030	1,937,846	51,059
71330 - Incurred Claims	-9,153	-928,621	-	-	-	-
71100 - Insurance and Bonds	169,381	228,058	246,003	246,003	238,552	-7,451
75100 - Travel	1,474	1,429	11,400	9,535	11,400	-
70000 - Other Charges	1,887,317	1,160,984	2,153,896	1,733,043	2,197,892	43,996
Operating Transfers						
92125 - Municipal Garage	-	-	-	-	-	-
92000 - Operating Transfers	-	-	-	-	-	-
63125 - Workers Compensation	2,456,627	1,735,345	3,038,593	2,526,705	3,065,921	27,328
Total Expenditures	2,456,627	1,735,345	3,038,593	2,526,705	3,065,921	27,328

2024-25 Employee Distribution by Position

Entity	63125 - Workers Compensation
Scenario	Dept Req
Year	2024
Currency	USD

Code & Description	Count
ADM610--SAFETY MANAGER	1.0
PRF160--SAFETY COORDINATOR	3.0
Total	4.0

New Positions

Code and Description	Count	Pay Grade	Estimated Cost
-----------------------------	--------------	------------------	-----------------------

Eliminations

Code and Description	Count	Pay Grade	Estimated Cost
-----------------------------	--------------	------------------	-----------------------

**City of Amarillo 2024 Department Request by
Business Unit
63160 - General Liability**



Description	2021 Actual	2022 Actual	2023 Budget	2023 Revised Estimate	2024 Dept Request	Dept Request Variance
Revenues						
63160 - General Liability						
Administrative Charges						
37310 - Self Insurance Premium	701,400	658,032	667,604	667,604	678,009	10,405
37199 - Administrative Charges	701,400	658,032	667,604	667,604	678,009	10,405
<hr/>						
63160 - General Liability	701,400	658,032	667,604	667,604	678,009	10,405
<hr/>						
Total Revenues	701,400	658,032	667,604	667,604	678,009	10,405
<hr/>						
Expenditures						
63160 - General Liability						
Contractual Services						
62000 - Professional	308,206	-20,553	6,000	6,000	6,000	-
60000 - Contractual Services	308,206	-20,553	6,000	6,000	6,000	-
<hr/>						
Other Charges						
71250 - Paid Claims	283,266	323,370	661,604	450,000	672,009	10,405
71290 - Comp Claims Paid	-	-	-	-	-	-
71330 - Incurred Claims	136,869	-168,927	-	-	-	-
70000 - Other Charges	420,135	154,443	661,604	450,000	672,009	10,405
<hr/>						
63160 - General Liability	728,340	133,890	667,604	456,000	678,009	10,405
<hr/>						
Total Expenditures	728,340	133,890	667,604	456,000	678,009	10,405

**City of Amarillo 2024 Department Request by
Business Unit
63170 - Police Professional**



Description	2021 Actual	2022 Actual	2023 Budget	2023 Revised Estimate	2024 Dept Request	Dept Request Variance
Revenues						
63170 - Police Professional						
Administrative Charges						
37310 - Self Insurance Premium	175,344	166,465	179,545	179,545	203,692	24,147
37199 - Administrative Charges	175,344	166,465	179,545	179,545	203,692	24,147
<hr/>						
63170 - Police Professional	175,344	166,465	179,545	179,545	203,692	24,147
<hr/>						
Total Revenues	175,344	166,465	179,545	179,545	203,692	24,147
<hr/>						
Expenditures						
63170 - Police Professional						
Other Charges						
71100 - Insurance and Bonds	151,541	155,699	179,545	166,252	203,692	24,147
70000 - Other Charges	151,541	155,699	179,545	166,252	203,692	24,147
<hr/>						
63170 - Police Professional	151,541	155,699	179,545	166,252	203,692	24,147
<hr/>						
Total Expenditures	151,541	155,699	179,545	166,252	203,692	24,147

City of Amarillo 2024 Department Request by Business Unit

63185 - Automobile Liability



Description	2021 Actual	2022 Actual	2023 Budget	2023 Revised Estimate	2024 Dept Request	Dept Request Variance
Revenues						
63185 - Automobile Liability						
Administrative Charges						
37310 - Self Insurance Premium	517,637	502,732	508,756	508,756	672,009	163,253
37199 - Administrative Charges	517,637	502,732	508,756	508,756	672,009	163,253
63185 - Automobile Liability	517,637	502,732	508,756	508,756	672,009	163,253
Total Revenues	517,637	502,732	508,756	508,756	672,009	163,253
Expenditures						
63185 - Automobile Liability						
Other Charges						
71250 - Paid Claims	646,971	242,558	508,756	250,000	672,009	163,253
71330 - Incurred Claims	262,204	-885,538	-	-	-	-
70000 - Other Charges	909,175	-642,980	508,756	250,000	672,009	163,253
63185 - Automobile Liability	909,175	-642,980	508,756	250,000	672,009	163,253
Total Expenditures	909,175	-642,980	508,756	250,000	672,009	163,253

City of Amarillo 2024 Department Request by Business Unit

63190 - Auto Physical Damage



Description	2021 Actual	2022 Actual	2023 Budget	2023 Revised Estimate	2024 Dept Request	Dept Request Variance
Revenues						
63190 - Auto Physical Damage						
Administrative Charges						
37310 - Self Insurance Premium	545,060	574,188	628,881	628,881	992,046	363,165
37199 - Administrative Charges	545,060	574,188	628,881	628,881	992,046	363,165
63190 - Auto Physical Damage	545,060	574,188	628,881	628,881	992,046	363,165
Total Revenues	545,060	574,188	628,881	628,881	992,046	363,165
Expenditures						
63190 - Auto Physical Damage						
Supplies						
51800 - Fuel & Oil	16	258	-	150	66	66
52050 - Auto Parts	143,133	128,252	350,000	223,775	350,000	-
52120 - Tires and Tubes Other	6,515	9,722	7,000	6,645	7,000	-
52050.LABOR - Auto Parts Labor	-	-	70,000	39,863	70,000	-
51000 - Supplies	149,665	138,232	427,000	270,433	427,066	66
Other Charges						
71250 - Paid Claims	350,789	1,321,828	98,064	819,206	304,998	206,934
71330 - Incurred Claims	55,107	-729,444	-	-	-	-
71100 - Insurance and Bonds	79,556	121,654	103,802	190,035	259,982	156,180
70000 - Other Charges	485,452	714,038	201,866	1,009,241	564,980	363,114
63190 - Auto Physical Damage	635,117	852,270	628,866	1,279,674	992,046	363,180
Total Expenditures	635,117	852,270	628,866	1,279,674	992,046	363,180

BENEFITS (1340, 6400, 6500)

2024/25 Budget

Budget Comparison

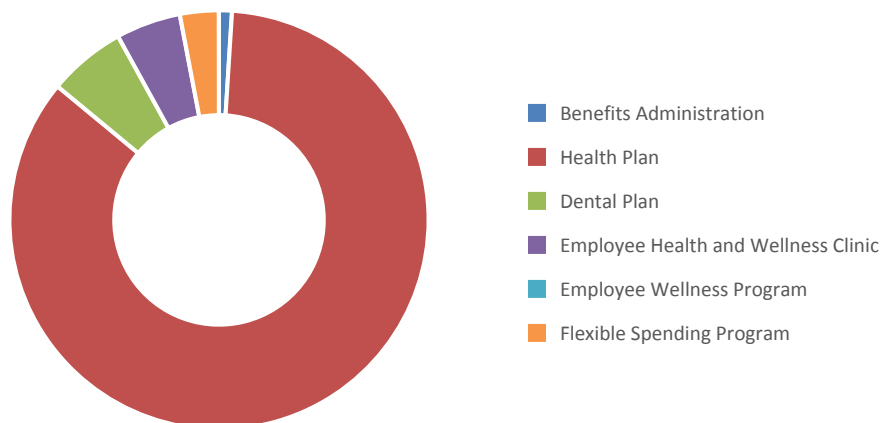
	2022/23 Actual	2023/24 Budget	2023 Revised Estimate	2024/25 Budgeted
Personal Services	\$ 179,929	\$ 183,277	\$ 208,802	\$ 238,496
Supplies	21,975	13,500	13,500	17,360
Contractual Services	2,096,683	2,190,618	2,185,618	2,253,160
Other Charges	24,569,641	27,270,426	28,746,026	30,903,933
Total Expenses	\$ 26,868,228	\$ 29,657,821	\$ 31,153,946	\$ 35,662,949

Total Departmental Revenues	\$ 30,124,129	\$ 29,446,280	\$ 31,135,860	\$ 31,638,180
------------------------------------	----------------------	----------------------	----------------------	----------------------

Total Covered through General Revenues	\$ 26,868,228	\$ 29,657,821	\$ 31,153,946	\$ 35,662,949
---	----------------------	----------------------	----------------------	----------------------

Approved Positions

	2022/23 Actual	2023/24 Budget	2024/25 Budgeted
Full-time	2.0	3.0	3.0
Part-time	1.0	0.0	0.0
Total	3.0	3.0	3.0



Mission

Providing comprehensive benefits, services, and programs to eligible employees, retirees, and their dependents which:

- Meet and anticipate their individual needs.
- Assure the City of Amarillo’s competitiveness with other employers to attract and retain employees.
- Maximize cost-effectiveness.
- Assure optimal health and productivity of our employees.

Goals & Objectives

To align with the City of Amarillo’s Benefits Department mission, department goals have been established to ensure that the overall administration of the city’s healthcare plan is met and managed throughout the fiscal year.

- Provide ongoing equitable benefits based on legal requirements, eligibility, and city policies.
- Collaborate with employees, retirees, and others to assure that selected benefits programs and services are responsive to their needs.
- Communicate benefits information to employees, retirees, and their dependents which enables them to tailor coverage to meet their needs.
- Explore alternate or additional benefits and financial structures that maximize affordable coverage.
- Represent employees, retirees, and dependents in their efforts to resolve benefit problems with external providers.
- Provide health and fitness programs and activities that improve employee health and promote well-being.
- Provide sound fiscal and contract management of benefits programs.
- Create a strong partnership with the city’s benefits consultants and vendors.
- Provide information to other public sector employers as needed.

This aligns with our goals and objectives to illustrate excellence in Communication and Fiscal Responsibility.

Programs of the Benefits Department

Health Plan Administration

2024/25 Budget — \$356,629 of Budget

The City of Amarillo’s Benefits Department is responsible for the overall administration of the city’s benefit and wellness plans for active eligible employees, retirees, COBRA enrollees, and their dependents. This includes management and oversight of benefit plans outsourced to outside vendors.

<i>Performance Measures/Indicators:</i>	2022/23 Actual	2023/24 Estimated	2024/25 Projected
Internal audit of enrollment records for 100% accuracy in all systems	100%	100%	100%
Conduct quarterly reviews with consultants for Healthcare Plans and 457 Deferred Compensation and OPEB Trust Plans	100%	100%	100%

Employee Insurance Fund (Health Plan)

2024/25 Budget —\$32,453,284 of Budget

The Benefits Manager partners with the Finance Department and Healthcare Consultant to ensure that the healthcare plan(s) are staying within budget and are managed in accordance with the appropriate federal/state/public government laws/regulations.

BENEFITS (1340, 6400, 6500)

2024/25 Budget

Performance Measures/Indicators:

Healthcare Enrollments by Plan			
Medical Plan	2022/23 Actual	2023/24 Estimated	2024/25 Projected
Active employees	1,851	1,887	1,887
Active dependents	2,197	2,225	2,225
Retiree only	258	259	259
Retiree dependents	152	150	150
COBRA participants	10	8	8
Total Medical Plan Lives	4,468	4,529	4,529
Dental Plan	2022/23 Actual	2023/24 Estimated	2024/25 Projected
Active employees	1,624	1,635	1,635
Active dependents	2,172	2,194	2,194
Retiree only	205	202	202
Retiree dependents	126	123	123
COBRA participants	6	5	5
Total Dental Plan Lives	4,133	4,159	4,159

BENEFITS (1340, 6400, 6500)

2024/25 Budget

Healthcare Enrollments by Plan (Continued)			
Vision	2022/23 Actual	2023/24 Estimated	2024/25 Projected
Active employees	1,529	1,539	1,539
Active dependents	737	750	750
COBRA participants	6	5	5
Total Vision Plan Lives	2,272	2,294	2,294
Flexible Spending Accounts (FSAs)	2022/23 Actual	2023/24 Estimated	2024/25 Projected
Employee enrollments in healthcare plan	212	215	215
Employee enrollments in dependent care plan	11	11	11
Total FSA enrollments	223	226	226
Life Insurance*	2022/23 Actual	2023/24 Estimated	2024/25 Projected
\$10,000 basic life employee insurance enrollees	2,116	2,220	2,220
Additional employee life insurance enrollees	1,170	1,189	1,180
Additional spouse life insurance enrollees	638	640	640
Additional children life insurance enrollees	668	670	670
Retiree \$5k enrollees	98	100	100
Retiree \$10k enrollees	146	148	148
Retiree & Spouse enrollees	119	120	120
<i>*Active Employees \$10,000 Basic Life policy paid by City.</i>			
Voluntary Long-Term Disability	2022/23 Actual	2023/24 Estimated	2024/25 Projected
Employee Enrollments	619	620	620

Healthcare Metrics/KPIs			
	2022/23 Actual	2023/24 Estimated	2024/25 Projected
Monthly healthcare costs (at or below healthcare budget)	96%	99%	99%
Annual healthcare cost per employee	N/A	N/A	TBD
Benefits satisfaction survey	N/A	N/A	85%

BENEFITS (1340, 6400, 6500)

2024/25 Budget

Dental Plan

2024/25 Budget — \$1,747,485 of Budget

The City of Amarillo’s dental plan is offered to active eligible employees, pre-65 retirees, COBRA enrollees, and their dependents.

Employee Wellness Program

2024/25 Budget — \$35,663 of Budget

The employee wellness program is available to all city employees which includes both part-time and full-time employees. The City of Amarillo will offer its employees different options/programs to promote and enhance healthy lifestyles.

Performance Measures/Indicators:

Employee Wellness Metrics/KPIs			
	2022/23 Actual	2023/24 Estimated	2024/25 Projected
Completion of Health Risk Assessments (HRAs)	N/A	N/A	25%
Completion of onsite biometric screenings for employees – participation goal of 15%	N/A	N/A	15%
<i>Will be working with vendors and health care consultant to establish a future wellness plan.</i>			

Flexible Spending Plan

2024/25 Budget — \$1,069,888 of Budget

The City of Amarillo offers its eligible employees the opportunity to enroll in a healthcare flexible spending account and/or dependent care spending account each calendar year up to the IRS-determined limits on a pre-tax basis.

Total Benefits Department Budget 2024/2025: \$35,662,949

City of Amarillo 2024 Department Request by Business Unit

1340 - Health Plan Administration



Description	2021 Actual	2022 Actual	2023 Budget	2023 Revised Estimate	2024 Dept Request	Dept Request Variance
Expenditures						
1340 - Health Plan Administration						
Personal Services						
41100 - Salaries and Wages	211,552	117,331	138,689	158,844	180,764	42,075
41300 - Incentive	—	—	—	411	600	600
41620 - Unscheduled	—	—	—	—	—	—
41820 - Health Insurance	12,302	10,742	10,356	9,975	10,356	—
42300 - State Unemployment	188	102	224	200	222	-2
42400 - Workers Compensation	675	374	873	873	873	—
42550 - Communications Allowance	1,082	—	—	—	—	—
41900 - Life	77	50	82	67	123	41
42010 - Social Security - Medicare	2,989	1,653	2,011	2,256	2,630	619
42020 - Social Security - OASDI	12,302	7,017	8,132	9,648	11,245	3,113
42110 - TMRS	24,500	13,807	19,541	22,658	27,277	7,736
42115 - OPEB Funding	4,981	2,831	3,369	3,870	4,406	1,037
41000 - Personal Services	270,647	153,907	183,277	208,802	238,496	55,219
Supplies						
51110 - Office Expense	282	265	—	—	—	—
51000 - Supplies	282	265	—	—	—	—
Other Charges						
71100 - Insurance and Bonds	4,536	5,553	7,711	7,711	6,969	-742
75300 - Meals and Local	—	—	—	—	—	—
70000 - Other Charges	4,536	5,553	7,711	7,711	6,969	-742
1340 - Health Plan Administration	275,465	159,725	190,988	216,513	245,465	54,477
Total Expenditures	275,465	159,725	190,988	216,513	245,465	54,477

2024-25 Employee Distribution by Position

Entity	1340 - Benefits
Scenario	Dept Req
Year	2024
Currency	USD

Code & Description	Count
PRF620--SR. BENEFITS SPECIALIST	1.0
PRF625--BENEFITS SPECIALIST	1.0
PRF001--LEAVE OF ABSENCE SPECIALIST	1.0
Total	3.0

New Positions

Code and Description	Count	Pay Grade	Estimated Cost
-----------------------------	--------------	------------------	-----------------------

Eliminations

Code and Description	Count	Pay Grade	Estimated Cost
-----------------------------	--------------	------------------	-----------------------

City of Amarillo 2024 Department Request by Business Unit

64100 - Health Plan



Description	2021 Actual	2022 Actual	2023 Budget	2023 Revised Estimate	2024 Dept Request	Dept Request Variance
Revenues						
64100 - Health Plan						
Other						
34810 - Employee Health Ins Pre	3,128,931	3,211,245	3,000,000	3,485,000	3,500,000	500,000
34820 - Retiree Health Ins Prem	1,230,676	1,106,908	1,215,000	1,120,000	1,150,000	-65,000
34830 - Cobra Health Ins Premiu	51,469	22,543	48,900	20,000	20,000	-28,900
34850 - City Paid Health Premiu	19,974,824	22,017,697	20,900,000	22,490,000	22,500,000	1,600,000
34865 - City Health Stop Loss	46,743	-	-	-	-	-
34890 - Drug Rebate Revenue	1,986,854	1,824,095	1,900,000	1,900,000	2,230,000	330,000
34800 - Other	26,419,498	28,182,489	27,063,900	29,015,000	29,400,000	2,336,100
Interest Earnings						
37110 - Interest Income	33,795	217,000	340,000	360,000	432,000	92,000
37115 - Unrealized G/L	-970	-	-	-	-	-
37109 - Interest Earnings	32,825	217,000	340,000	360,000	432,000	92,000
Miscellaneous Revenue						
37140 - Returned Check Fees	120	360	180	360	180	-
37145 - Insurance Recoveries	-	12,961	-	-	-	-
37410 - Miscellaneous Revenue	1,475	-	-	-	-	-
37400 - Miscellaneous Revenue	1,595	13,321	180	360	180	-
64100 - Health Plan	26,453,918	28,412,809	27,404,080	29,375,360	29,832,180	2,428,100
Total Revenues	26,453,918	28,412,809	27,404,080	29,375,360	29,832,180	2,428,100

Expenditures

64100 - Health Plan

Supplies

51110 - Office Expense	13,789	15,881	13,440	13,440	17,300	3,860
51700 - Education	38	72	60	60	60	-
51000 - Supplies	13,827	15,953	13,500	13,500	17,360	3,860

Contractual Services

61200 - Postage	10,027	2,421	10,000	5,000	5,000	(5,000)
61400 - Dues	353	131	1,875	1,875	2,675	800
62000 - Professional	1,587,489	1,920,253	2,079,955	2,079,955	2,146,697	66,742
60000 - Contractual Services	1,597,869	1,922,805	2,091,830	2,086,830	2,154,372	62,542

Other Charges

71210 - Life Insurance	128,842	100,221	130,000	107,000	110,000	-20,000
71230 - Retiree Insurance Subsi	1,088,860	1,130,950	1,075,000	1,130,000	1,130,000	55,000
71240 - HRA Funding	228,069	136,757	200,000	175,000	200,000	-
71245 - Other Tax Expense	-	-	12,750	12,750	13,500	750
71250 - Paid Claims	-	-	-	-	-	-
71260 - Medical Insurance Claim	23,695,238	21,778,128	23,468,000	25,030,000	27,030,000	3,562,000
71310 - Incurred Medical Claims	72,995	-251,009	-	-	-	-
71360 - Wellness	2,013	1,824	153,076	153,076	175,702	22,626

**City of Amarillo 2024 Department Request by
Business Unit
64100 - Health Plan**



Description	2021 Actual	2022 Actual	2023 Budget	2023 Revised Estimate	2024 Dept Request	Dept Request Variance
75100 - Travel	-	1,965	3,500	3,500	5,500	2,000
75300 - Meals and Local	186	217	1,000	1,000	1,000	-
77450 - Administrative Other	0	0	291376	291376	255,253	(36,123)
78230 - Loss on Bad Debt	16,856	17,627	8,300	-	-	-8,300
74000 - Printing and Binding	13,970	9,435	33,000	10,000	10,000	-23,000
70000 - Other Charges	25,247,029	22,926,114	25,376,002	26,913,702	28,930,955	3,554,953
64100 - Health Plan	26,858,724	24,864,872	27,481,332	29,014,032	31,102,687	3,621,355
Total Expenditures	26,858,724	24,864,872	27,481,332	29,014,032	31,102,687	3,621,355

City of Amarillo 2024 Department Request by Business Unit

64200 - Dental Plan



Description	2021 Actual	2022 Actual	2023 Budget	2023 Revised Estimate	2024 Dept Request	Dept Request Variance
Revenues						
64200 - Dental Plan						
Other						
34840 - Dental Insurance Premiu	1,304,620	1,281,560	1,496,400	1,307,000	1,350,000	-146,400
34800 - Other	1,304,620	1,281,560	1,496,400	1,307,000	1,350,000	-146,400
64200 - Dental Plan	1,304,620	1,281,560	1,496,400	1,307,000	1,350,000	-146,400
Total Revenues	1,304,620	1,281,560	1,496,400	1,307,000	1,350,000	-146,400
Expenditures						
64200 - Dental Plan						
Contractual Services						
62000 - Professional	79,511	90,672	90,288	90,288	90,288	-
60000 - Contractual Services	79,511	90,672	90,288	90,288	90,288	-
Other Charges						
71260 - Medical Insurance Claim	1,152,775	1,176,406	1,330,500	1,360,000	1,500,000	169,500
71310 - Incurred Medical Claims	4,624	700	-	700	-	-
77450 - Administrative Other	-	-	13,413	13,413	13,009	-404
70000 - Other Charges	1,157,399	1,177,106	1,343,913	1,374,113	1,513,009	169,096
64200 - Dental Plan	1,236,910	1,267,778	1,434,201	1,464,401	1,603,297	169,096
Total Expenditures	1,236,910	1,267,778	1,434,201	1,464,401	1,603,297	169,096

City of Amarillo 2024 Department Request by Business Unit

65100 - Employee Flex Plan



Description	2021 Actual	2022 Actual	2023 Budget	2023 Revised Estimate	2024 Dept Request	Dept Request Variance
Revenues						
65100 - Employee Flex Plan						
Other						
34875 - Day Care Contribuitons	42,036	34,001	52,800	35,500	38,000	-14,800
34880 - Flex Plan Health	411,571	388,142	490,000	415,000	415,000	-75,000
34800 - Other	453,607	422,143	542,800	450,500	453,000	-14,800
Interest Earnings						
37110 - Interest Income	480	7,667	3,000	3,000	3,000	—
37109 - Interest Earnings	480	7,667	3,000	3,000	3,000	—
65100 - Employee Flex Plan	454,088	429,811	545,800	453,500	456,000	-89,800
Total Revenues	454,088	429,811	545,800	453,500	456,000	-89,800
Expenditures						
65100 - Employee Flex Plan						
Contractual Services						
62000 - Professional	7,528	6,987	8,500	8,500	8,500	—
60000 - Contractual Services	7,528	6,987	8,500	8,500	8,500	—
Other Charges						
71270 - Flex Plan Daycare	43,620	34,241	52,800	35,500	38,000	-14,800
71280 - Flex Plan Unreimbursed	402,455	348,263	490,000	415,000	415,000	-75,000
70000 - Other Charges	446,074	382,504	542,800	450,500	453,000	-89,800
65100 - Employee Flex Plan	453,602	389,491	551,300	459,000	461,500	-89,800
Total Expenditures	453,602	389,491	551,300	459,000	461,500	-89,800

City of Amarillo Summary of Expenditures by Activity Classification



Description	2022 Actual	2023 Budget	2024 Dept Request
Leisure Services			
01000 - General Fund			
1241 - Civic Center Administration	448,878	625,593	631,583
1243 - Civic Center Operations	2,386,602	2,949,399	2,929,321
1245 - Civic Center Sports	414,189	543,797	550,842
1247 - Santa Fe Pavilion	5,807	43,200	25,500
1248 - Box Office Operations	343,559	439,089	372,605
1249 - Globe News Center	410,537	542,411	721,364
1260 - Library	4,063,298	4,370,189	4,281,802
1811 - Golf Operations	4,569,819	4,958,432	4,810,629
1812 - Comanche Trail	—	—	—
1820 - Parks & Rec Administration	785,005	1,012,952	993,469
1825 - Beautification and Public Arts	91,104	136,559	132,748
1830 - Tennis Center	220,221	263,263	262,652
1840 - Swimming Pools	661,019	1,127,377	839,597
1850 - Parks & Recreation Program	394,969	540,981	482,735
1855 - Warford Activity Center	368,553	447,480	408,962
1861 - Park Maintenance	7,733,315	8,163,299	8,604,455
1862 - Zoo Maintenance	648,260	709,536	610,973
1863 - ZooSchool Education Programs	—	—	—
1870 - Athletic Administration	126,412	196,458	206,705
1871 - Softball Program	51,277	172,817	172,817
1872 - Basketball Program	3,284	11,272	11,272
1874 - Volleyball Program	65,288	102,362	102,362
1876 - Baseball	—	1,061	—
1880 - Senior Services	69,394	112,077	119,261
Leisure Services Total Expenditures	23,860,790	27,469,604	27,271,654



Budget Comparison

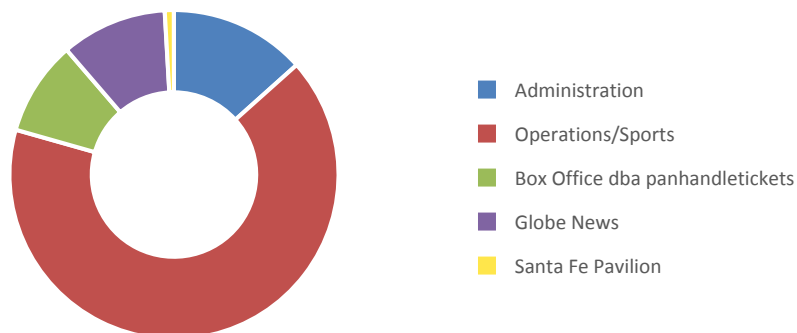
	2022/23 Actual	2023/24 Budget	2023 Revised Estimate	2024/25 Budgeted
Personal Services	\$ 1,860,009	\$ 2,516,045	\$ 2,295,096	\$ 2,441,893
Supplies	1,163,691	1,267,231	943,929	1,388,445
Contractual Services	388,017	431,265	415,465	426,421
Other Charges	597,856	881,948	873,677	974,456
Capital Outlay	-	47,000	27,249	-
Total Expenses	\$ 4,009,572	\$ 5,143,489	\$ 4,555,416	\$ 5,231,215

Total Departmental Revenues	\$ 3,107,498	\$ 2,866,295	\$ 3,180,081	\$ 3,226,636
------------------------------------	---------------------	---------------------	---------------------	---------------------

Total Covered through Hotel Occupancy Taxes	\$ 902,074	\$ 2,277,194	\$ 1,375,335	\$ 2,004,579
--	-------------------	---------------------	---------------------	---------------------

Approved Positions

	2022/23 Actual	2023/24 Budget	2024/25 Budgeted
Full-time	36.0	36.0	36.0
Part-time	9.0	9.0	9.0
Total	45.0	45.0	45.0



Mission

Enrich the community by hosting a variety of experiences while providing extraordinary customer service in versatile and inviting facilities.

Goals & Objectives

Efficiently manage an active schedule for the entire Amarillo Civic Center Complex (ACCC) which includes seven large leasable spaces plus three smaller leasable meeting spaces in the Civic Center, two leasable spaces in the Globe-News Center for the Performing Arts and the new Pavilion at the Santa Fe Depot.

In alignment with the City Council’s adopted Strategic Pillars and Milestones, our staff strives to achieve the implementation of Best Practices in all of its policies and procedures and focuses on extraordinary Customer Service and making Commitment to Safety for employees and guests a top priority. While working diligently on fulfilling City Council’s Strategic Pillars and Milestones, the aging of our structures and the aesthetic and technological deficiencies are becoming more and more apparent to our guests and users alike, having more of an impact on our ability to provide the services and facilities that they expect and need. Attention to these needs will need to be a focus in the very near future.

The International Association of Venue Managers (IAVM) is the preeminent source for all public assembly-related research, information, services, and life-safety issues worldwide. ACCC staff members look to IAVM for information and detailed reports on industry performance, benchmarking, and other key indicators. IAVM does not provide venue certification. It does offer certification to senior and middle management positions. Currently, two staff members have obtained the highest certification, Certified Venue Executive (CVE) and one staff member has obtained Certified Venue Professional (CVP) certification.

Programs of the Civic Center

Administration

2024/25 Budget —\$700,983 of Budget

Includes management, booking, marketing, and the administrative office. All travel, training, professional development, and associated expenses are included in Administration. Civic Center Administration has a total of five full-time positions.

<i>Performance Measures/Indicators:</i>	2022/23 Actual	2023/24 Estimated	2024/25 Projected
ACCC Facebook likes	12,266	12,900	13,100
Website Unique Visitors (cumulative 12-month total)	148,530	150,637	152,000
Guest survey overall rating (meet or exceed expectations)	95%	96%	NA

Operations / Sports

2024/25 Budget — \$3,452,602 of Budget

Includes Operations and Production staff, equipment, supplies, contracted services, and utilities. Operations and Sports have a total of twenty-five full-time positions.

<i>Performance Measures/Indicators:</i>	2022/23 Actual	2023/24 Estimated	2024/25 Projected
Events	345	415	430
Event Days	1,321	1,406	1,420
Attendance	461,318	498,052	510,000
Major events (>2000 attendance)	47	49	56
Lessee survey overall rating (meets or exceeds expectations)	95%	96%	NA

Pavilion at the Santa Fe Depot

2024/25 Budget — \$47,081 of Budget

Includes all costs and revenues directly attributed to the operation of the Pavilion at the Santa Fe Depot. Personnel are reflected in Administration and Operations. This space came online in July 2023 for booking.

<i>Performance Measures/Indicators:</i>	2022/23 Actual	2023/24 Estimated	2024/25 Projected
Total # of performances	4	5	8

Box Office DBA panhandletickets

2024/25 Budget — \$486,503 of Budget

Includes all expenses and revenues directly attributed to operating **panhandletickets**, a full-service regional box office with outlets throughout the Texas Panhandle. Personnel totals include three full-time and nine part-time budgeted positions.

<i>Performance Measures/Indicators:</i>	2022/23 Actual	2023/24 Estimated	2024/25 Projected
panhandletickets Facebook likes	12,445	13,000	13,100
Total Tickets issued	186018	160940	170,000
Tickets issued via website %	36%	35.1%	35%
Tickets issued via outlets %	1.2%	1.3%	1%

CIVIC CENTER (1241-1249)

2024/25 Budget

Globe-News Center

2024/25 Budget — \$544,046 of Budget

Includes all costs and revenues directly attributed to the operation of the Globe-News Center, including three full-time personnel. Other personnel are shared with Administration and Operations.

<i>Performance Measures/Indicators:</i>	2022/23 Actual	2023/24 Estimated	2024/25 Projected
Total # of performances	54	65	68

Total Civic Center 2024/25 Budget — \$5,231,215

City of Amarillo 2024 Department Request by Business Unit

1241 - Civic Center Administration



Description	2021 Actual	2022 Actual	2023 Budget	2023 Revised Estimate	2024 Dept Request	Dept Request Variance
Revenues						
1241 - Civic Center Administration						
Miscellaneous Revenue						
37410 - Miscellaneous Revenue	—	—	—	—	—	—
37400 - Miscellaneous Revenue	—	—	—	—	—	—
<hr/>						
1241 - Civic Center Administration	-	-	-	-	-	-
<hr/>						
Total Revenues	-	-	-	-	-	-
<hr/>						
Expenditures						
1241 - Civic Center Administration						
Personal Services						
41100 - Salaries and Wages	267,334	224,808	325,109	313,616	322,338	-2,771
41300 - Incentive	801	1,197	600	517	1,800	1,200
41820 - Health Insurance	34,537	34,885	43,860	46,775	56,652	12,792
42300 - State Unemployment	253	195	443	288	370	-73
42400 - Workers Compensation	534	448	1,183	1,183	1,183	-
42550 - Communications Allowance	1,916	1,236	2,400	2,311	2,400	-
41900 - Life	113	101	205	120	205	-
42010 - Social Security - Medicare	3,829	3,216	4,757	4,461	4,735	-22
42020 - Social Security - OASDI	16,372	13,750	20,343	19,076	20,246	-97
42110 - TMRS	32,342	26,978	48,889	44,480	49,112	223
42115 - OPEB Funding	6,569	5,532	7,973	7,522	7,934	-39
41620 - Unscheduled	290	422	501	688	780	279
41000 - Personal Services	364,889	312,768	456,263	441,037	467,755	11,492
<hr/>						
Supplies						
51110 - Office Expense	10,868	10,109	8,500	8,500	8,500	-
51115 - Employee Recognition Program	273	58	200	200	200	-
51200 - Operating	1,105	1,784	2,500	2,500	2,500	-
51300 - Clothing and Linen	228	1,336	500	500	800	300
51400 - Photographic	-	40	1,500	1,500	1,500	-
51950 - Minor Office Equipment	-	-	-	-	500	500
51970 - Software	1,297	1,429	-	1,594	-	-
51980 - IT Hardware	1,240	6,335	-	-	-	-
51000 - Supplies	15,011	21,089	13,700	15,294	13,500	-200
<hr/>						
Contractual Services						
61200 - Postage	257	340	600	600	600	-
61300 - Advertising	2,927	802	8,400	8,400	8,400	-
61400 - Dues	3,795	3,515	4,000	3,500	4,000	-
61410 - Tuition	3,390	1,026	5,380	3,000	4,000	-1,380
62000 - Professional	31,031	53,797	45,057	43,832	45,057	-
63210 - Armored Car Service	2,523	4,949	6,532	3,557	-	-6,532
63900 - Event Development	-	-	15,000	15,000	15,000	-
60000 - Contractual Services	43,922	64,429	84,969	77,889	77,057	-7,912
<hr/>						
Other Charges						
74000 - Printing and Binding	218	950	2,001	2,001	2,001	-
71100 - Insurance and Bonds	2,825	2,909	2,351	2,351	3,197	846
75100 - Travel	4,227	2,407	20,200	15,000	20,200	-
75300 - Meals and Local	1,870	2,317	2,001	2,001	2,001	-
77610 - Information Technology - City	39,259	42,008	44,108	43,058	45,872	1,764
70000 - Other Charges	48,399	50,592	70,661	64,411	73,271	2,610
<hr/>						
1241 - Civic Center Administration	472,221	448,878	625,593	598,631	631,583	5,990
<hr/>						
Total Expenditures	472,221	448,878	625,593	598,631	631,583	5,990

2024-25 Employee Distribution by Position

Entity	1241 - Civic Center Administration
Scenario	Dept Req
Year	2024
Currency	USD

Code and Description	Count
ADM040--CIVIC CENTER MANAGER	1.0
ADM041--ASSISTANT CIVIC CENTER MANAGER	1.0
CLR140--MARKETING ADMINISTRATOR	1.0
MGT039--DIRECTOR OF BOOKING	1.0
CLR405--ADMINISTRATIVE ASSISTANT II	1.0
Totals	5.0

New Positions

Code and Description	Count	Pay Grade	Estimated Cost
-----------------------------	--------------	------------------	-----------------------

Eliminations

Code and Description	Count	Pay Grade	Estimated Cost
-----------------------------	--------------	------------------	-----------------------

City of Amarillo 2024 Department Request by Business Unit

1243 - Civic Center Operations



Description	2021 Actual	2022 Actual	2023 Budget	2023 Revised Estimate	2024 Dept Request	Dept Request Variance
Revenues						
1243 - Civic Center Operations						
Culture and Recreation						
33710 - Civic Center Rentals	826,514	883,443	907,591	970,814	985,376	77,785
33715 - Extra Charge	6,040	11,094	8,204	3,984	5,000	-3,204
33720 - Civic Center Concessions	332,878	376,922	303,431	371,438	377,010	73,579
33725 - Equipment Charges	91,249	114,558	119,108	111,384	110,000	-9,108
33730 - Civic Center Advertising	-	8,382	8,000	-	8,000	-
33735 - Civic Center Novelties	47,151	28,738	36,000	23,344	27,000	-9,000
33700 - Culture and Recreation	1,303,831	1,423,137	1,382,334	1,480,964	1,512,386	130,052
Interest Earnings						
37110 - Interest Income	-	131,204	-	-	-	-
37109 - Interest Earnings	-	131,204	-	-	-	-
Miscellaneous Revenue						
37410 - Miscellaneous Revenue	19,832	277,600	16,800	20,000	20,000	3,200
37430 - Sale of Property	-	1,689	-	-	-	-
37455 - Events Dist Oper Asst	398,004	398,004	398,004	398,004	398,004	-
37400 - Miscellaneous Revenue	417,836	677,293	414,804	418,004	418,004	3,200
1243 - Civic Center Operations	1,721,667	2,231,633	1,797,138	1,898,968	1,930,390	133,252
Total Revenues	1,721,667	2,231,633	1,797,138	1,898,968	1,930,390	133,252
Expenditures						
1243 - Civic Center Operations						
Personal Services						
41100 - Salaries and Wages	523,509	705,780	876,113	788,209	851,231	-24,882
41300 - Incentive	8,550	10,924	13,800	5,722	13,800	-
41820 - Health Insurance	117,321	162,156	195,384	172,480	198,720	3,336
42300 - State Unemployment	1,058	1,381	1,953	1,441	1,628	-325
42400 - Workers Compensation	23,702	32,167	40,781	40,781	40,781	-
42550 - Communications Allowance	2,100	1,790	1,200	2,311	2,400	1,200
41900 - Life	411	503	902	524	902	-
42010 - Social Security - Medicare	7,448	10,103	12,926	11,210	12,577	-349
42020 - Social Security - OASDI	31,687	42,803	55,249	47,541	53,782	-1,467
42110 - TMRS	63,820	84,981	132,773	111,582	130,463	-2,310
42115 - OPEB Funding	12,968	17,426	21,659	19,152	21,079	-580
41620 - Unscheduled	1,998	5,040	7,461	7,865	8,092	631
41000 - Personal Services	794,573	1,075,053	1,360,201	1,208,818	1,335,455	-24,746
Supplies						
51110 - Office Expense	-962	370	-	-	-	-
51200 - Operating	9,353	18,062	14,375	14,375	14,375	-
51250 - Janitor	18,608	38,441	25,040	30,000	30,000	4,960
51300 - Clothing and Linen	3,043	3,629	5,901	7,900	10,300	4,399
51850 - Minor Tools	90	688	-	1,000	1,000	1,000
51950 - Minor Office Equipment	61,892	33,540	16,128	20,537	87,132	71,004
51980 - IT Hardware	269	-	3,350	6,600	-	-3,350
52050 - Auto Parts	-	50	100	500	100	-
52120 - Tires and Tubes Other	-	189	-	189	-	-
52050.LABOR - Auto Parts Labor	-	-	400	-	400	-
53100 - Natural Gas	106,224	94,424	97,059	115,664	119,134	22,075
53150 - Electricity	401,044	516,552	593,910	351,443	611,727	17,817

**City of Amarillo 2024 Department Request by
Business Unit
1243 - Civic Center Operations**



Description	2021 Actual	2022 Actual	2023 Budget	2023 Revised Estimate	2024 Dept Request	Dept Request Variance
53200 - Water and Sewer	24,513	29,286	25,032	28,483	29,340	4,308
51000 - Supplies	624,074	735,231	781,295	576,691	903,508	122,213
Contractual Services						
61200 - Postage	270	212	600	885	600	-
61405 - Subscriptions	-	-	-	-	700	700
62000 - Professional	330,573	145,127	125,000	125,000	125,000	-
68100 - R & M - Building	38,298	32,377	34,000	34,000	34,000	-
68300 - R & M - Improvements	22,664	4,444	16,000	16,000	16,000	-
68710 - Auto Repair & Maint	-	-	500	-	500	-
69210 - Rental City Equipment	18,618	19,922	20,918	20,918	21,545	627
60000 - Contractual Services	410,423	202,081	197,718	196,803	197,645	-73
Other Charges						
71100 - Insurance and Bonds	271,980	292,485	494,256	494,256	403,347	-90,909
75300 - Meals and Local	165	-	-	-	-	-
77610 - Information Technology - City	76,483	81,837	85,929	83,883	89,366	3,437
78210 - Cash Over/Short	-77	-84	-	-	-	-
70000 - Other Charges	348,551	374,238	580,185	578,139	492,713	-87,472
Capital Outlay						
84910 - Other Equipment	-	-	30,000	11,000	-	-30,000
80000 - Capital Outlay	-	-	30,000	11,000	-	-30,000
1243 - Civic Center Operations	2,177,621	2,386,602	2,949,399	2,571,451	2,929,321	-20,078
Total Expenditures	2,177,621	2,386,602	2,949,399	2,571,451	2,929,321	-20,078

2024-25 Employee Distribution by Position

Entity	1243 - Civic Center Operations
Scenario	Dept Req
Year	2024
Currency	USD

Code and Description	Count
ADM042--DIRECTOR OF OPERATIONS	1.0
MGT040--PRODUCTION MANAGER	1.0
MGT900--EVENTS SUPERVISOR	2.0
MGT902--EVENTS MANAGER	1.0
TRD040--BUILDING ATTENDANT I	11.0
TRD041--BUILDING ATTENDANT II	2.0
TRD042--BUILDING ATTENDANT III	2.0
TRD043--BUILDING TECHNICIAN	2.0
Totals	22.0

New Positions

Code and Description	Count	Pay Grade	Estimated Cost
-----------------------------	--------------	------------------	-----------------------

Eliminations

Code and Description	Count	Pay Grade	Estimated Cost
-----------------------------	--------------	------------------	-----------------------

City of Amarillo 2024 Department Request by Business Unit

1245 - Civic Center Sports



Description	2021 Actual	2022 Actual	2023 Budget	2023 Revised Estimate	2024 Dept Request	Dept Request Variance
Revenues						
1245 - Civic Center Sports						
Culture and Recreation						
33710 - Civic Center Rentals	140,882	95,460	118,287	123,782	153,000	34,713
33720 - Civic Center Concessions	28,791	33,712	30,234	185,000	160,000	129,766
33700 - Culture and Recreation	169,673	129,173	148,521	308,782	313,000	164,479
1245 - Civic Center Sports	169,673	129,173	148,521	308,782	313,000	164,479
Total Revenues	169,673	129,173	148,521	308,782	313,000	164,479
Expenditures						
1245 - Civic Center Sports						
Personal Services						
41100 - Salaries and Wages	46,859	73,018	126,579	118,989	122,533	-4,046
41300 - Incentive	732	1,043	1,200	487	1,800	600
41820 - Health Insurance	13,904	11,877	20,712	28,949	33,504	12,792
42300 - State Unemployment	49	74	222	200	222	-
42400 - Workers Compensation	3,263	3,331	6,377	6,377	6,377	-
42550 - Communications Allowance	814	201	-	-	-	-
41900 - Life	34	49	123	75	123	-
42010 - Social Security - Medicare	637	1,058	1,853	1,668	1,803	-50
42020 - Social Security - OASDI	2,724	4,522	7,922	6,988	7,709	-213
42110 - TMRS	5,814	8,847	19,038	16,876	18,700	-338
42115 - OPEB Funding	1,183	1,814	3,105	2,918	3,021	-84
41620 - Unscheduled	296	398	1,598	595	717	-881
41000 - Personal Services	76,309	106,231	188,729	184,122	196,509	7,780
Supplies						
51200 - Operating	15,433	5,258	23,700	15,000	23,700	-
51250 - Janitor	19,718	11,100	8,500	14,862	8,500	-
51800 - Fuel & Oil	47	260	-	528	544	544
51850 - Minor Tools	132	-	-	215	2,000	2,000
51950 - Minor Office Equipment	4,013	8,662	9,980	5,085	-	-9,980
53100 - Natural Gas	34,873	30,361	30,630	28,880	29,746	-884
53150 - Electricity	142,021	186,094	197,970	117,148	203,909	5,939
53200 - Water and Sewer	-	-	8,340	10,127	10,428	2,088
51000 - Supplies	216,237	241,735	279,120	191,845	278,827	-293
Contractual Services						
62000 - Professional	53,462	60,181	68,395	60,000	68,395	-
68100 - R & M - Building	739	3,195	4,000	4,000	4,000	-
60000 - Contractual Services	54,201	63,377	72,395	64,000	72,395	-
Other Charges						
71100 - Insurance and Bonds	1,130	582	1,176	1,176	639	-537
77610 - Information Technology - City	2,115	2,264	2,377	2,321	2,472	95
70000 - Other Charges	3,245	2,846	3,553	3,497	3,111	-442
1245 - Civic Center Sports	349,992	414,189	543,797	443,464	550,842	7,045
Total Expenditures	349,992	414,189	543,797	443,464	550,842	7,045

2024-25 Employee Distribution by Position

Entity	1245 - Civic Center Sports
Scenario	Dept Req
Year	2024
Currency	USD

Code and Description	Count
MGT045--ASSISTANT PRODUCTION MANAGER	1.0
MGT900--EVENTS SUPERVISOR	1.0
TEC065--PRODUCTION TECHNICIAN	1.0
Totals	3.0

New Positions

Code and Description	Count	Pay Grade	Estimated Cost
-----------------------------	--------------	------------------	-----------------------

Eliminations

Code and Description	Count	Pay Grade	Estimated Cost
-----------------------------	--------------	------------------	-----------------------

City of Amarillo 2024 Department Request by Business Unit

1247 - Santa Fe Pavilion



Description	2021 Actual	2022 Actual	2023 Budget	2023 Revised Estimate	2024 Dept Request	Dept Request Variance
Revenues						
1247 - Santa Fe Pavilion						
Culture and Recreation						
33710 - Civic Center Rentals	-	-	35,200	16,000	35,200	-
33720 - Civic Center Concessions	-	-	24,000	10,000	24,000	-
33725 - Equipment Charges	-	-	2,000	1,000	2,000	-
33700 - Culture and Recreation	-	-	61,200	27,000	61,200	-
1247 - Santa Fe Pavilion						
	-	-	61,200	27,000	61,200	-
Total Revenues	-	-	61,200	27,000	61,200	-
Expenditures						
1247 - Santa Fe Pavilion						
Supplies						
51110 - Office Expense	-	19	-	-	-	-
51200 - Operating	-	2,409	6,000	6,000	6,000	-
51250 - Janitor	-	-	6,500	6,500	6,500	-
51950 - Minor Office Equipment	-	-	5,700	4,031	-	-5,700
51000 - Supplies	-	2,427	18,200	16,531	12,500	-5,700
Contractual Services						
62000 - Professional	-	2,822	10,000	8,000	10,000	-
68100 - R & M - Building	-	558	3,000	3,000	3,000	-
60000 - Contractual Services	-	3,380	13,000	11,000	13,000	-
Capital Outlay						
84100 - Auto-Rolling Stock & Equipment	-	-	12,000	-	-	-12,000
84910 - Other Equipment	-	-	-	11,249	-	-
84000 - Capital Outlay	-	-	12,000	11,249	-	-12,000
1247 - Santa Fe Pavilion						
	-	5,807	43,200	38,780	25,500	-17,700
Total Expenditures	-	5,807	43,200	38,780	25,500	-17,700

City of Amarillo 2024 Department Request by Business Unit

1248 - Box Office Operations



Description	2021 Actual	2022 Actual	2023 Budget	2023 Revised Estimate	2024 Dept Request	Dept Request Variance
Revenues						
1248 - Box Office Operations						
Culture and Recreation						
33711 - Civic Center Facility Fee	274,180	310,643	375,000	427,543	400,000	25,000
33715 - Extra Charge	3,313	3,813	4,668	5,603	4,668	-
33730 - Civic Center Advertising	1,834	-	-	-	-	-
33740 - Box Office Fees	281,213	345,583	330,000	359,714	365,110	35,110
33700 - Culture and Recreation	560,540	660,040	709,668	792,860	769,778	60,110
Miscellaneous Revenue						
37141 - Merchant Service Fees	14,000	8,383	2,752	2,752	2,752	-
37400 - Miscellaneous Revenue	14,000	8,383	2,752	2,752	2,752	-
1248 - Box Office Operations	574,541	668,423	712,420	795,612	772,530	60,110
Total Revenues	574,541	668,423	712,420	795,612	772,530	60,110
Expenditures						
1248 - Box Office Operations						
Personal Services						
41100 - Salaries and Wages	159,116	195,728	259,896	220,424	195,489	-64,407
41300 - Incentive	1,889	2,977	3,264	1,520	3,000	-264
41820 - Health Insurance	23,863	25,180	24,816	24,178	24,816	-
42300 - State Unemployment	468	478	893	508	780	-113
42400 - Workers Compensation	828	1,016	1,481	1,481	1,481	-
42550 - Communications Allowance	1,203	1,157	1,200	1,155	1,200	-
41900 - Life	59	74	123	75	123	-
42010 - Social Security - Medicare	2,276	2,823	3,833	3,169	2,893	-940
42020 - Social Security - OASDI	6,540	8,384	9,300	9,988	8,997	-303
42110 - TMRS	14,293	16,682	22,351	22,117	21,827	-524
42115 - OPEB Funding	2,358	3,143	3,645	3,532	3,526	-119
41620 - Unscheduled	135	413	308	1,647	500	192
41000 - Personal Services	213,029	258,056	331,110	289,794	264,632	-66,478
Supplies						
51110 - Office Expense	953	833	1,140	800	1,140	-
51950 - Minor Office Equipment	3,131	-	500	1,000	-	-500
51980 - IT Hardware	-	3,059	-	-	-	-
51000 - Supplies	4,084	3,892	1,640	1,800	1,140	-500
Contractual Services						
61200 - Postage	2,050	2,409	3,100	3,100	3,100	-
61300 - Advertising	2,000	1,661	6,001	6,000	6,001	-
61400 - Dues	240	-	325	350	350	25
62000 - Professional	29,976	35,082	34,034	36,600	37,150	3,116
60000 - Contractual Services	34,266	39,152	43,460	46,050	46,601	3,141
Other Charges						
74000 - Printing and Binding	165	174	9,550	10,630	9,550	-
71100 - Insurance and Bonds	6,214	4,655	8,818	8,818	9,591	773
77610 - Information Technology - City	35,167	37,630	39,511	38,570	41,091	1,580
70000 - Other Charges	41,546	42,459	57,879	58,018	60,232	2,353
Capital Outlay						
84900 - Office Furniture & Fixtures	-	-	5,000	5,000	-	-5,000
84000 - Capital Outlay	-	-	5,000	5,000	-	-5,000
1248 - Box Office Operations	292,924	343,559	439,089	400,662	372,605	-66,484
Total Expenditures	292,924	343,559	439,089	400,662	372,605	-66,484

2024-25 Employee Distribution by Position

Entity	1248 - Box Office Operations
Scenario	Dept Req
Year	2024
Currency	USD

Code and Description	Count
HRL040--CIVIC CNTR BOX OFFICE CLERK I	9.0
MGT041--BOX OFFICE MANAGER	1.0
MGT270--ASSISTANT BOX OFFICE MANAGER	2.0
Totals	12.0

New Positions

Code and Description	Count	Pay Grade	Estimated Cost
-----------------------------	--------------	------------------	-----------------------

Eliminations

Code and Description	Count	Pay Grade	Estimated Cost
-----------------------------	--------------	------------------	-----------------------

City of Amarillo 2024 Department Request by Business Unit

1249 - Globe News Center



Description	2021 Actual	2022 Actual	2023 Budget	2023 Revised Estimate	2024 Dept Request	Dept Request Variance
Revenues						
1249 - Globe News Center						
Culture and Recreation						
33710 - Civic Center Rentals	69,580	50,780	115,000	101,595	115,000	-
33715 - Extra Charge	305	500	200	-	200	-
33720 - Civic Center Concessions	29,960	22,347	26,160	37,759	26,160	-
33725 - Equipment Charges	5,017	4,643	5,656	10,365	5,656	-
33735 - Civic Center Novelties	-	-	-	-	2,500	2,500
33700 - Culture and Recreation	104,862	78,270	147,016	149,719	149,516	2,500
Miscellaneous Revenue						
37410 - Miscellaneous Revenue	-333	-	-	-	-	-
37400 - Miscellaneous Revenue	-333	-	-	-	-	-
1249 - Globe News Center	104,529	78,270	147,016	149,719	149,516	2,500
Total Revenues	104,529	78,270	147,016	149,719	149,516	2,500
Expenditures						
1249 - Globe News Center						
Personal Services						
41100 - Salaries and Wages	49,393	68,038	114,118	111,183	113,047	-1,071
41300 - Incentive	919	1,075	1,800	500	1,800	-
41820 - Health Insurance	19,403	17,903	24,816	24,104	24,816	-
42300 - State Unemployment	97	109	292	200	222	-70
42400 - Workers Compensation	3,925	5,395	7,559	7,559	7,559	-
41900 - Life	40	49	123	75	123	-
42010 - Social Security - Medicare	657	922	1,681	1,528	1,665	-16
42020 - Social Security - OASDI	2,809	3,944	7,187	6,427	7,121	-66
42110 - TMRS	6,081	8,252	17,271	15,838	17,273	2
42115 - OPEB Funding	1,233	1,692	2,817	2,743	2,791	-26
41620 - Unscheduled	426	523	2,078	1,168	1,125	-953
41000 - Personal Services	84,983	107,901	179,742	171,325	177,542	-2,200
Supplies						
51200 - Operating	1,564	2,371	4,000	4,000	4,000	-
51250 - Janitor	1,874	1,363	3,000	3,000	3,000	-
51950 - Minor Office Equipment	-	3,437	-	-	-	-
53100 - Natural Gas	27,458	23,609	26,643	25,423	26,186	-457
53150 - Electricity	99,595	121,124	131,029	98,831	134,960	3,931
53200 - Water and Sewer	6,086	7,412	8,604	10,514	10,824	2,220
51000 - Supplies	136,577	159,316	173,276	141,768	178,970	5,694
Contractual Services						
62000 - Professional	11,329	9,895	9,723	9,723	9,723	-
68100 - R & M - Building	7,414	5,703	10,000	10,000	10,000	-
60000 - Contractual Services	18,743	15,598	19,723	19,723	19,723	-
Other Charges						
71100 - Insurance and Bonds	115,769	125,395	167,228	167,228	342,589	175,361
77610 - Information Technology - City	2,173	2,326	2,442	2,384	2,540	98
70000 - Other Charges	117,942	127,721	169,670	169,612	345,129	175,459
1249 - Globe News Center	358,245	410,537	542,411	502,428	721,364	178,953
Total Expenditures	358,245	410,537	542,411	502,428	721,364	178,953

2024-25 Employee Distribution by Position

Entity	1249 - Globe News Center
Scenario	Dept Req
Year	2024
Currency	USD

Code and Description	Count
MGT045--ASSISTANT PRODUCTION MANAGER	1.0
TRD040--BUILDING ATTENDANT I	2.0
Totals	3.0

New Positions

Code and Description	Count	Pay Grade	Estimated Cost
-----------------------------	--------------	------------------	-----------------------

Eliminations

Code and Description	Count	Pay Grade	Estimated Cost
-----------------------------	--------------	------------------	-----------------------

Budget Comparison

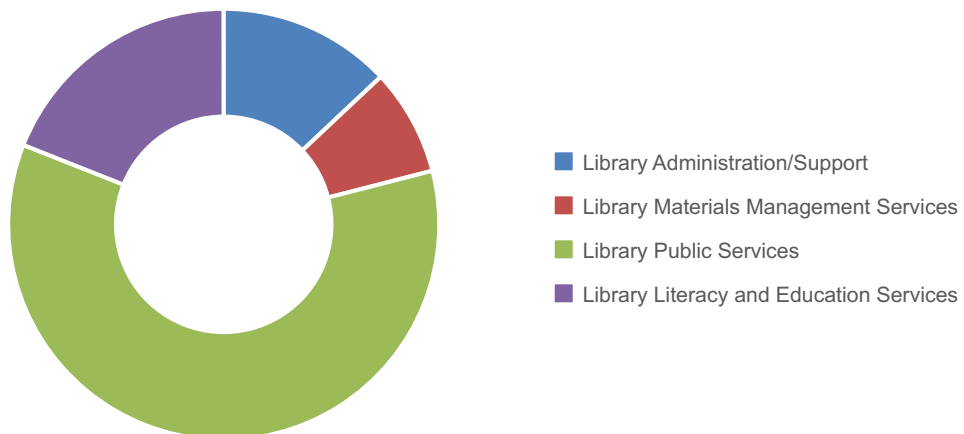
	2022/23 Actual	2023/24 Budget	2023 Revised Estimate	2024/25 Budgeted
Personal Services	3,032,487	3,329,337	3,022,479	3,231,211
Supplies	587,495	663,651	550,229	638,258
Contractual Services	175,983	174,884	174,200	169,765
Other Charges	267,582	231,863	235,744	272,114
Inter Reimbursements	(249)	(29,546)	(27,810)	(29,546)
Total Expenses	\$ 4,063,298	\$ 4,370,189	\$ 3,954,842	\$ 4,281,802

Total Departmental Revenues	\$ 117,872	\$ 120,024	\$ 107,535	\$ 106,999
------------------------------------	-------------------	-------------------	-------------------	-------------------

Total Covered through General Revenues	\$ 3,945,427	\$ 4,250,165	\$ 3,847,307	\$ 4,174,803
---	---------------------	---------------------	---------------------	---------------------

Approved Positions

	2022/23 Actual	2023/24 Budget	2024/25 Budgeted
Full-time	57.90	60.00	60.00
Part-time	19.00	16.00	16.00
Total	76.90	76.00	76.00



Mission

Enhance knowledge, empower individuals, and enrich the community.

Strategic Approach

The Amarillo Public Library (APL) system, consisting of five physical locations and an interactive website, strives to provide a central source of information, materials, and services for residents of all ages. Managing a collection comprised of almost half a million items, APL acquires materials and online resources intended to support lifelong learning; skills attainment and career advancement; cultural pursuits; historical research; leisure reading, listening, and viewing; and early literacy development and school readiness. APL supports City Council's Six Pillars in the following ways:

- 1. Building Business-Friendly Communities** – Provides essential resources such as public access computers, printing/mobile printing, scanning, copying, faxing, and Wi-Fi. Facilitates upskilling and career development through free online training platforms like Udemy and Learning Express and through job seeker's assistance.
- 2. Communication** – Provides more than 1,000 programs annually and engages residents through an active media presence. Serves as a public space for the community to review public notices and environmental planning permits. Facilitates communication between the City and its citizens by hosting events like town hall meetings and public forums such as Vision 2045 and Amarillo 101.
- 3. Fiscal Responsibility** – Manages departmental expenditures in accordance with state requirements, which maintains APL's accreditation with the Texas State Library and Archives Commission, enabling APL to acquire resources at a cost savings. Shares resources with other COA departments and takes advantage of group discounts available through its membership in the Harrington Library Consortium, which saves the City money. The Library department's ROI Report for FY 2022 demonstrated a 258% return on investment for taxpayers.
- 4. Infrastructure** – Provides residents with internet connectivity, study spaces, and community meeting spaces. Provides cultural and educational resources desired by prospective residents and the information resources needed by current residents to improve their skills or launch new businesses.
- 5. Public Safety** – Provides spaces where individuals from varied backgrounds—including vulnerable groups like teens and seniors—can gather to learn and engage in communal activities for free. Helps to address broader social issues in the community by providing staff who can refer individuals to financial, housing, and mental health services.
- 6. Technology and Innovation** – Provides the public with access to advanced digital resources, subscription databases, and internet connectivity. Helps extend, through APL's Digital Literacy Initiative, access to new technologies to those in the community who have not had the opportunity to learn about or use them.

Programs

Library Public Services

2024/25 Budget — \$2,569,081 of Budget

- Provides information and assistance at APL locations citywide.
- Assists library patrons in locating materials, utilizing library computers and online resources, and requesting new books, movies, and digital resources. Facilitates patron registration and maintains patron records.
- Plans and conducts educational and recreational programs for residents of all ages, as well as supporting reading groups, job search assistance, and technology training.
- Provides to APL and HLC cardholders an avenue to free Wi-Fi service and free internet access computers.

<i>Performance Measures/Indicators:</i>	2022/23 Actual	2023/24 Estimated	2024/25 Projected
Items Circulated	1,281,705	1,310,000	1,323,100
Circulation per Capita	6.3	6.4	6.5
Circulation per Paid Staff	16,645	18,714	18,901
Programs (in-person and virtual) Offered*	1,254	1,225	1,250
Program (in-person and virtual) Attendance*	48,365	48,850	49,350
Library Visits	614,712	620,850	627,050
Library Visits per Capita	3	3.05	3.1
Reference Transactions	165,951	167,610	169,285
Website Visits	271,140	276,560	280,000
Internet and Wi-Fi Log-ins	29,959	30,255	30,555
Registered Cardholders and % of Population	98,464 / 48.5%	99,470 / 49%	100,485 / 49.5%
Technology Trainings	15,821	16,000	16,800
MakerSpace Users	1,945	1,975	2,035
MakerSpace Tour Participants	1,150	1,165	1,200

*In addition to its onsite programs, APL offers virtual programs to the public through its YouTube channel.

Literacy and Outreach Services

2024/25 Budget — \$813,542 of Budget

Develops and coordinates programs for community members related to the development of early literacy skills in very young children, the acquisition of English-language skills, and assistance across a spectrum of crucial needs.

<i>Performance Measures/Indicators:</i>	2022/23 Actual	2023/24 Estimated	2024/25 Projected
Early Childhood Programs	364	350	375
Early Childhood Program Attendance	7,996	7,500	8,125
Rubber Ducky Club Enrollment in Summer Reading Program	333	350	400
ESL Enrollment	152	165	175
Case Manager Patron Engagements	--	500	550
Case Manager Service Referrals	--	800	885

Library Administration/Support

2024/25 Budget — \$556,634 of Budget

- Provides overall department leadership, administrative management, and high-level strategic planning for the APL system, as well as training for its employees.
- Ensures departmental alignment with the City’s vision, values, and mission.
- Raises awareness of library services available to the citizens of Amarillo and provides 24/7 access to resources through APL’s website.

<i>Performance Measures/Indicators:</i>	2022/23 Actual	2023/24 Estimated	2024/25 Projected
Event notifications emailed	34,694	35,375	36,085
APL website hits	271,140	273,850	276,585
Likes for APL/AMA-CON Facebook pages	12,353	12,600	12,850
Posts to APL/AMA-CON Facebook pages	732	750	765
Followers for APL/AMA-CON Instagram pages	1,565	1,600	1,635
Posts to APL/AMA-CON Instagram pages	398	415	435
Views of YouTube channel content	38,326	39,000	39,775
Staff training sessions / per FTE	258 / 4.2	275 / 4.6	300 / 4.9

LIBRARY (1260)

2024/25 Budget

Library Materials Management Services

2024/25 Budget — \$342,544 of Budget

- Selects new library materials in print, non-print, and digital formats.
- Manages integration of new materials into the library system and maintains records and inventory regarding APL's collections.

<i>Performance Measures/Indicators:</i>	2022/23 Actual	2023/24 Estimated	2024/25 Projected
New additions to eBook collection and collection total with annual 5% increase	-- 7,923	397 8,320	415 8,735
Patron item requests fulfilled and % of total requests fulfilled	41,852 86	42,650 90%	43,075 90%

Total Library 2024/25 Budget — \$4,281,802

City of Amarillo 2024 Department Request by Business Unit

1260 - Library



Description	2021 Actual	2022 Actual	2023 Budget	2023 Revised Estimate	2024 Dept Request	Dept Request Variance
Revenues						
1260 - Library						
Culture and Recreation						
33750 - Library Late Charges	51,580	51,063	51,500	51,443	51,500	—
33760 - Library Copy Charges	24,082	25,131	26,000	25,251	26,000	—
33765 - No Res Lib Fee	11,104	12,129	10,999	12,210	10,999	—
33700 - Culture and Recreation	86,766	88,323	88,499	88,904	88,499	—
Other Government Revenues						
35610 - Grant In Aid – Federal	34,190	34,993	35,000	25,000	25,000	-10,000
35500 - Other Government Revenues	34,190	34,993	35,000	25,000	25,000	-10,000
Miscellaneous Revenue						
37141 - Merchant Service Fees	-5,457	-5,476	-3,504	-6,369	-6,500	-2,996
37410 - Miscellaneous Revenue	592	32	29	—	—	-29
37400 - Miscellaneous Revenue	-4,865	-5,444	-3,475	-6,369	-6,500	-3,025
1260 - Library	116,091	117,872	120,024	107,535	106,999	-13,025
Total Revenues	116,091	117,872	120,024	107,535	106,999	-13,025

Expenditures

1260 - Library

Personal Services

41100 - Salaries and Wages	2,092,675	1,972,703	2,224,315	1,999,235	2,095,600	-128,715
41300 - Incentive	27,645	25,439	27,600	9,849	26,400	-1,200
41620 - Unscheduled	34,557	46,909	—	17,773	48,812	48,812
41820 - Health Insurance	566,694	554,691	531,713	517,137	542,737	11,024
41900 - Life	1,499	1,351	2,250	1,314	2,264	14
42010 - Social Security - Medicare	29,812	28,477	32,655	28,011	30,768	-1,887
42020 - Social Security - OASDI	116,116	109,659	130,643	111,892	123,183	-7,460
42110 - TMRS	256,443	241,161	313,967	280,546	298,811	-15,156
42115 - OPEB Funding	48,711	46,394	54,516	46,347	51,074	-3,442
42300 - State Unemployment	3,792	3,856	5,310	4,007	5,194	-116
42400 - Workers Compensation	1,972	1,846	6,368	6,368	6,368	—
41000 - Personal Services	3,179,916	3,032,487	3,329,337	3,022,479	3,231,211	-98,126

Supplies

51110 - Office Expense	34,306	34,084	40,400	40,400	40,400	—
51350 - Chemical and Medical	33	30	100	30	100	—
51950 - Minor Office Equipment	3,510	687	1,500	2,995	—	-1,500
51980 - IT Hardware	—	—	—	—	—	—
53100 - Natural Gas	26,545	24,579	26,968	24,484	25,219	-1,749
53150 - Electricity	145,476	174,131	197,784	132,061	203,718	5,934
53200 - Water and Sewer	9,259	10,666	11,712	13,985	14,400	2,688
55210 - Library Books	202,028	190,015	240,000	200,000	240,000	—
55220 - Grant Expense	—	—	—	—	—	—
55230 - Library Periodicals	51,294	73,324	86,995	78,274	78,274	-8,721
55240 - Library Book Rental	—	23,897	—	—	—	—
55250 - Library Non-Print	77,528	56,082	58,192	58,000	36,147	-22,045
51000 - Supplies	549,980	587,495	663,651	550,229	638,258	-25,393

**City of Amarillo 2024 Department Request by
Business Unit
1260 - Library**



Contractual Services						
61200 - Postage	11,486	14,243	10,360	10,360	10,360	—
61300 - Advertising	—	—	—	—	—	—
61400 - Dues	698	261	900	900	900	—
61410 - Tuition	702	1,485	1,000	1,250	1,000	—
62000 - Professional	8,040	6,345	6,760	6,000	6,760	—
63210 - Armored Car Service	4,949	4,949	4,799	3,557	—	-4,799
67320 - Extermination	2,362	2,286	2,561	3,070	2,561	—
68610 - Office Equipment	1	—	—	871	—	—
68620 - Computer Equipment	130,793	138,199	140,312	140,000	140,312	—
69210 - Rental City Equipment	6,116	6,545	6,872	6,872	6,552	-320
69220 - Rental Other Equipment	1,410	1,670	1,320	1,320	1,320	—
60000 - Contractual Services	166,557	175,983	174,884	174,200	169,765	-5,119
Other Charges						
72000 - Communication	—	—	—	—	—	—
71100 - Insurance and Bonds	140,964	150,568	175,301	175,301	195,464	20,163
75100 - Travel	556	2,331	—	3,793	—	—
75200 - Mileage	1,572	1,547	1,500	1,500	1,500	—
75300 - Meals and Local	221	3,390	150	150	150	—
77620 - Data Processing - Other	49,464	109,860	55,000	55,000	75,000	20,000
78210 - Cash Over/Short	-135	-114	-313	—	—	313
78230 - Loss on Bad Debt	—	—	225	—	—	-225
70000 - Other Charges	192,642	267,582	231,863	235,744	272,114	40,251
Inter Reimbursements						
90190 - Payroll Reimbursements	-25,984	-249	-29,546	-27,810	-29,546	—
90000 - Inter Reimbursements	-25,984	-249	-29,546	-27,810	-29,546	—
1260 - Library	4,063,111	4,063,298	4,370,189	3,954,842	4,281,802	-88,387
Total Expenditures	4,063,111	4,063,298	4,370,189	3,954,842	4,281,802	(88,387)

2024-25 Employee Distribution by Position

Entity	1260 - Library
Scenario	Dept Req
Year	2024
Currency	USD

Code and Description	Count
ADM030--DIRECTOR OF LIBRARY SERVICES	0.9
ADM031--ASST DIR OF LIBRARY SERVICES	1.0
CLR400--ADMINISTRATIVE ASSISTANT I	17.0
CLR410--ADMINISTRATIVE ASSISTANT III	2.0
CLR950--BUYER I	1.0
HRL032--LIBRARY MESSENGER	2.0
HRL904--ADMIN ASSISTANT-HRLY	14.0
PRF028--LIBRARY TECHNOLOGY SPECIALIST	1.0
PRF030--LIBRARIAN I	2.0
PRF031--LIBRARIAN II	4.0
PRF032--LIBRARIAN III	6.0
PRF033--COORD OF PR AND PROGRAMMING	1.0
PRF034--LIBRARY ASSISTANT	19.0
PRF705--CASE MANAGER	0.33
Totals	71.23

New Positions

Code and Description	Count	Pay Grade	Estimated Cost
-----------------------------	--------------	------------------	-----------------------

Eliminations

Code and Description	Count	Pay Grade	Estimated Cost
-----------------------------	--------------	------------------	-----------------------

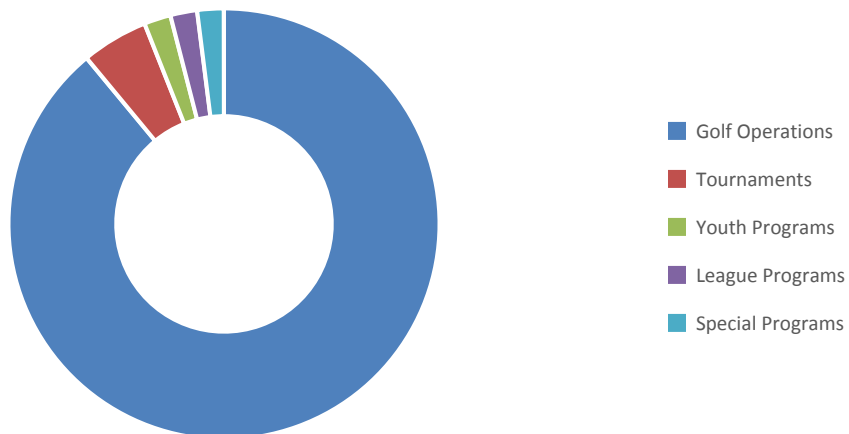
Budget Comparison

	2022/23 Actual	2023/24 Budget	2023 Revised Estimate	2024/25 Budgeted
Personal Services	1,876,553	2,287,646	2,085,572	2,095,479
Supplies	1,647,252	1,600,619	1,630,672	1,612,592
Contractual Services	999,466	998,952	1,033,953	1,032,403
Other Charges	46,548	71,215	68,616	70,155
Total Expenses	\$ 4,569,819	\$ 4,958,432	\$ 4,818,813	\$ 4,810,629
Total Departmental Revenues	\$ 4,033,801	\$ 4,101,909	\$ 4,273,492	\$ 4,282,487

Total Covered through General Revenues	\$ 536,018	\$ 856,523	\$ 545,321	\$ 528,142
---	-------------------	-------------------	-------------------	-------------------

Approved Positions

	2022/23 Actual	2023/24 Budget	2024/25 Budgeted
Full-time	22.0	22.0	22.0
Part-time	69.0	68.0	68.0
Total	91.0	90.0	90.0



Mission

Building our community through parks and programs by encouraging health and wellness, creating positive economic benefits, and enhancing the community’s ecological systems.

Goals and Objectives

Our primary focus is on general operations and maintenance of the Ross Rogers and Comanche Trail Golf Complexes. In addition to essential operations, the Golf department also offers tournaments, youth, and league programs, and other special activities to expose the game to a wider audience and to enhance the quality-of-life opportunities for Amarillo residents and visitors.

Each of these programs and activities has value for the participants beyond just the game itself. Our strategy is to communicate the many benefits of the game as an activity for a lifetime. Golf does not require vigorous activity such as running and jumping, nor does it require a great deal of strength. It only requires only a self-paced walk, intervals of bending, reaching, and stretching--all valuable to the players’ health and well-being. These activities can be performed by almost anyone, at any age, and will contribute to a longer, more enjoyable, and healthier life.

In addition to the physical attributes that improve health and wellness, the numerous social interactions also contribute to the players’ well-being. Golf is a vehicle for youth to learn discipline, rules, sportsmanship, and etiquette. Golf requires self-control, the ability to remain calm under pressure, the ability to learn strategies, problem-solving, and perseverance. Participation also provides an opportunity for interaction with business leaders, community role models, and members of local charities and civic organizations.

Golf courses provide green space for both people and wildlife where players regularly see turtles, fish, birds, hawks, waterfowl, rabbits, foxes, raccoons, coyotes, and deer. The golf courses are maintained to recognize the importance of environmental stewardship in our operations.

Convenience is critical to patrons. The online tee time system makes it easier for patrons to book their tee time and to see what times are available at each course. Approximately 80% of tee times are now booked online. The online booking site is tied to the website www.playgolfamarillo.com where tournament schedules can also be viewed.

Programs of the Parks and Recreation Department — Golf Courses

Golf Operations

2024/25 Budget — \$4,329,566 of Budget

Efficiently and effectively operate and maintain the Ross Rogers and Comanche Trail Golf Complexes by providing an economical, customer-friendly, and family-oriented experience with award-winning courses and recreational opportunities for our citizens and visitors.

<i>Performance Measures/Indicators:</i>	2022/23 Actual	2023/24 Estimated	2024/25 Projected
Annual rounds	84196	84288	85000
Average daily rounds	231	232	234
Average monthly revenue	\$298,204	\$243,620	\$338,781
Revenue per round	\$42.50	\$46.55	\$47.83
Cost per round	\$50.46	\$53.30	\$56.84

Tournaments

2024/25 Budget — \$336,744 of Budget

Market and showcase Amarillo municipal golf courses; support community charities; provide a measurable benchmark for golfers; and further the game of golf.

<i>Performance Measures/Indicators:</i>	2022/23 Actual	2023/24 Estimated	2024/25 Projected
Charity/tournament rounds	8,972	9,000	9,000
Charity contributions to the community	\$963,260	\$950,000	\$950,000

Youth

2024/25 Budget — \$48,106 of Budget

Create future golfers to promote and protect the viability of the game.

Leagues

2024/25 Budget — \$48,106 of Budget

Support economic development and business retention in Amarillo and provide an economical, customer-friendly experience and quality golf venue for the business community to provide health and wellness opportunities for their employees.

Special Programs

2024/25 Budget — \$48,106 of Budget

Impact the health and wellness of various special groups in Amarillo and the surrounding area.

Total Golf 2024/25 Budget — \$4,810,629

City of Amarillo 2024 Department Request by Business Unit

1811 - Golf Operations



Description	2021 Actual	2022 Actual	2023 Budget	2023 Revised Estimate	2024 Dept Request	Dept Request Variance
Revenues						
1811 - Golf Operations						
Culture and Recreation						
33780 - Golf Green Fees TOM	226,306	267,911	257,816	307,208	310,000	52,184
33785 - Golf Green Fees WH	349,105	384,792	389,977	426,302	430,000	40,023
33790 - Golf Green Fees ARR	224,365	267,928	243,846	312,094	315,000	71,154
33795 - Golf Green Fees MUS	340,612	392,422	408,219	427,232	430,000	21,781
33800 - Golf Annual Passes	275,778	315,060	331,922	330,075	330,000	-1,922
33803 - Golf Food/Beverage Sales	239,131	258,788	293,980	263,290	263,000	-30,980
33804 - Golf Merchandise Sales	615,352	725,316	744,603	742,649	740,000	-4,603
33805 - Golf Cart Sales	1,015,647	1,106,201	1,124,976	1,134,481	1,135,000	10,024
33806 - Golf Beverage Sales	307,196	356,106	344,305	380,512	380,000	35,695
33807 - Driving Range Sales	83,051	84,209	90,445	86,071	86,000	-4,445
33700 - Culture and Recreation	3,676,543	4,158,732	4,230,089	4,409,914	4,419,000	188,911
Miscellaneous Revenue						
37141 - Merchant Service Fees	-98,122	-124,931	-128,180	-136,514	-136,513	-8,333
37410 - Miscellaneous Revenue	31	—	—	92	—	—
37400 - Miscellaneous Revenue	-98,091	-124,931	-128,180	-136,422	-136,513	-8,333
1811 - Golf Operations	3,578,452	4,033,801	4,101,909	4,273,492	4,282,487	180,578
Total Revenues	3,578,452	4,033,801	4,101,909	4,273,492	4,282,487	180,578

Expenditures

1811 - Golf Operations

Personal Services

41100 - Salaries and Wages	1,209,085	1,359,956	1,640,037	1,528,744	1,511,693	-128,344
41300 - Incentive	3,362	3,014	7,076	3,252	2,400	-4,676
41620 - Unscheduled	51,949	49,225	50,000	26,746	50,000	—
41820 - Health Insurance	184,323	208,394	222,924	196,041	207,408	-15,516
42300 - State Unemployment	2,903	3,304	5,873	3,447	6,073	200
42400 - Workers Compensation	37,171	41,770	62,348	62,348	62,348	—
42510 - Car Allowance	5,731	5,207	9,000	3,935	2,400	-6,600
42550 - Communications Allowance	2,565	2,314	3,600	1,774	1,200	-2,400
41900 - Life	469	488	902	477	902	—
42010 - Social Security - Medicare	17,884	19,947	24,068	22,103	22,002	-2,066
42020 - Social Security - OASDI	48,284	50,987	68,903	61,379	59,267	-9,636
42110 - TMRS	102,918	110,893	165,866	153,157	143,773	-22,093
42115 - OPEB Funding	19,894	21,055	27,049	22,169	26,013	-1,036
41000 - Personal Services	1,686,537	1,876,553	2,287,646	2,085,572	2,095,479	-192,167

Supplies

51110 - Office Expense	11,660	12,355	12,000	11,748	12,000	—
51115 - Employee Recognition Program	508	416	1,000	396	1,000	—
51200 - Operating	26,360	28,175	28,000	27,895	28,000	—
51205 - Operating Merchand COGS	489,631	593,488	498,966	560,365	500,000	1,034
51210 - Operating Concessions COGS	193,147	209,919	191,531	202,888	190,000	-1,531
51215 - Operating Alcohol COGS	152,388	173,186	158,325	178,916	160,000	1,675
51250 - Janitor	5,994	8,609	6,000	5,992	6,000	—
51300 - Clothing and Linen	4,944	6,717	5,000	4,996	5,000	—

City of Amarillo 2024 Department Request by Business Unit

1811 - Golf Operations



51350 - Chemical and Medical	—	52	500	105	500	—
51450 - Botany & Agriculture	278,004	233,317	262,500	219,386	260,000	-2,500
51700 - Education	2,227	1,955	1,200	1,789	1,800	600
51800 - Fuel & Oil	49,812	40,335	45,916	39,764	49,041	3,125
51850 - Minor Tools	20,775	18,336	20,000	17,868	20,000	—
52050 - Auto Parts	1,311	2,533	500	401	500	—
52050.LABOR - Auto Parts Labor	—	—	1,000	1,037	1,000	—
53100 - Natural Gas	22,316	24,261	27,633	25,306	24,228	-3,405
53150 - Electricity	244,223	274,488	320,100	308,254	329,703	9,603
53200 - Water and Sewer	16,944	19,108	20,448	23,566	23,820	3,372
51000 - Supplies	1,520,244	1,647,252	1,600,619	1,630,672	1,612,592	11,973
Contractual Services						
61100 - Communications Billing	9,373	9,115	10,000	9,691	10,000	—
61200 - Postage	459	377	764	750	750	-14
61300 - Advertising	3,125	767	3,000	2,500	3,000	—
61355 - Golf Tee Time Booking Fee	4,400	4,400	6,000	5,500	6,000	—
61400 - Dues	9,093	9,915	9,200	9,086	9,200	—
61410 - Tuition	380	—	1,200	1,040	1,200	—
62000 - Professional	41,180	—	—	—	—	—
63220 - Security Service Contra	2,885	4,808	4,000	4,071	4,160	160
67320 - Extermination	1,271	1,416	2,300	1,217	1,560	-740
68100 - R & M - Building	16,209	13,698	16,000	15,905	16,000	—
68300 - R & M - Improvements	12,101	10,750	30,000	24,320	30,000	—
68400 - R & M - Irrigation	77,803	162,705	73,500	162,928	75,000	1,500
68640 - Machinery	66,576	75,198	60,000	59,060	60,000	—
68650 - Shop Equipment	—	3,135	—	259	—	—
68680 - Other Equipment	—	4,068	2,000	7,276	4,000	2,000
68900 - Repair & Maint Other	14,503	6,037	10,000	10,091	10,000	—
69100 - Rental Land & Buildings	1,625	2,385	1,800	2,705	2,160	360
69210 - Rental City Equipment	403,432	460,528	473,124	473,124	493,373	20,249
69220 - Rental Other Equipment	331,568	230,164	296,064	244,430	306,000	9,936
60000 - Contractual Services	995,982	999,466	998,952	1,033,953	1,032,403	33,451
Other Charges						
71100 - Insurance and Bonds	45,722	44,666	66,215	66,215	65,155	-1,060
75100 - Travel	1,187	2,397	5,000	2,401	5,000	—
78210 - Cash Over/Short	-327	-514	—	—	—	—
70000 - Other Charges	46,582	46,548	71,215	68,616	70,155	-1,060
1811 - Golf Operations	4,249,344	4,569,819	4,958,432	4,818,813	4,810,629	-147,803
Total Expenditures	4,249,344	4,569,819	4,958,432	4,818,813	4,810,629	-147,803

2024-25 Employee Distribution by Position

Entity	1811 - Golf Operations
Scenario	Dept Req
Year	2024
Currency	USD

Code & Description	Count
ADM405--GM OF GOLF OPERATIONS	1.0
ADM899--HEAD GOLF PROFESSIONAL	1.0
ADM900--GOLF COURSE SUPERINTENDENT	2.0
HRL260--CART ATTENDANT	16.0
HRL265--DELI ATTENDANT	11.0
HRL270--GOLF MARSHAL	6.0
HRL275--PRO SHOP ATTENDANT	16.0
HRL430--GREENSKEEPER	18.0
HRL911--CUSTODIAN I	1.0
HRL930--UTILITY WORKER HRLY	0.0
PRF452--ASST GOLF PROFESSIONAL II	2.0
TRD431--GREENSKEEPER II	6.0
TRD436--GOLF IRRIGATION TECH II	4.0
TRD440--GOLF EQUIPMENT MECHANIC	2.0
TRD910--CUSTODIAN I	2.0
TRD975--ASSISTANT GOLF COURSE SUPER	2.0
Totals	90.0

New Positions

Code and Description	Count	Pay Grade	Estimated Cost
-----------------------------	--------------	------------------	-----------------------

Eliminations

Code and Description	Count	Pay Grade	Estimated Cost
-----------------------------	--------------	------------------	-----------------------

PARKS & RECREATION ADMINISTRATION (1820, 1825)

2024/25 Budget

Budget Comparison

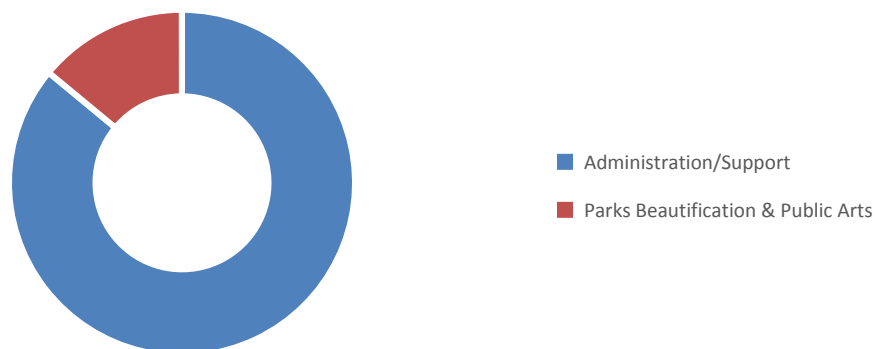
	2022/23 Actual	2023/24 Budget	2023 Revised Estimate	2024/25 Budgeted
Personal Services	\$ 754,501	\$ 1,013,586	\$ 864,226	\$ 989,183
Supplies	47,540	49,821	49,821	51,745
Contractual Services	60,888	74,813	74,813	74,813
Other Charges	13,180	11,291	11,291	10,476
Total Expenses	\$ 876,109	\$ 1,149,511	\$ 1,000,151	\$ 1,126,217

Total Departmental Revenues	\$ 158,257	\$ 207,125	\$ 182,913	\$ 182,125
------------------------------------	-------------------	-------------------	-------------------	-------------------

Total Covered through General Revenues	\$ 717,852	\$ 942,386	\$ 817,238	\$ 944,092
---	-------------------	-------------------	-------------------	-------------------

Approved Positions

	2022/23 Actual	2023/24 Budget	2024/25 Budgeted
Full-time	10.0	11.0	11.0
Part-time	-	-	-
Total	10.0	11.0	11.0



Mission

Building our community through parks and programs by encouraging health and wellness, creating positive economic benefits, and enhancing the community’s ecological systems.

To integrate public arts into the environment of the city to improve the visual design and content of the city to enhance the experience of living and visiting Amarillo.

Goals and Objectives

The main function of Parks and Recreation Administration is to direct the overall operations of Golf, Recreation, Special Events, Aquatics, Tennis, Warford Activity Center, Park Maintenance, Zoo, Athletics, and Senior Services. All the departments within Parks and Recreation strive to improve the Quality of Life for those that live, work, and play in Amarillo.

Over the past two years, Parks Administration has initiated several forward-thinking projects including the Asset Management Plan and Parks Master Plan. This Parks Master Plan utilized information identified in the Asset Management Plan to develop a strategy for improvements to existing infrastructure, and new improvements desired by the community.

Programs of the Parks and Recreation Department — Administration

Administration/Support

2024/25 Budget — \$968,547 of Budget

Provide general oversight and direction for the various departments within the Parks and Recreation Department, including Golf, Recreation, Tennis, Warford Activity Center, Park Maintenance, Zoo, Athletics, and Senior Services.

<i>Performance Measures/Indicators:</i>	2022/2023 Actual	2023/2024 Estimated	2024/2025 Projected
Number of special event applications*	21	30	30
Number of park reservations processed	578	1050	1000
Phone contacts with public (daily average)	85	100	100
Number of permanent positions managed	124	124	124
Number of part-time positions managed	225	225	225

*Special Event applications are now included in the new Special Event Fee Structure

Parks Beautification & Public Arts

2024/25 Budget — \$157,670 of Budget

The main function of Beautification and Public Arts is to:

- Promote and encourage private and public programs to enhance all aspects of the city’s appearance, presentation, and beautification
- Promote and encourage private and public programs to further the development of public arts
- Increase employment opportunities in the arts
- Encourage the integration of art into the architecture of municipal structures
- Identify and develop quality programs involving notable art in public places through exhibitions, acquisitions, and education to enhance our community.
- Raise awareness and appreciation of the value of art in public places and the beautification of our city in general.

<i>Performance Measures/Indicators:</i>	2022/2023 Actual	2023/2024 Estimated	2024/2025 Projected
Number of Volunteer Cleanup Events	12	19	23
Acres converted to Habitat, Natural Areas and No-Mow Landscape	0	6	10
Number of Murals Funded through Grant Program	5	6	6

**Total Parks and Recreation - Administration 2024/25 Budget —
\$1,126,217**

**City of Amarillo 2024 Department Request by Business Unit
1820 - Parks & Rec Administration**



Description	2021 Actual	2022 Actual	2023 Budget	2023 Revised Estimate	2024 Dept Request	Dept Request Variance
Revenues						
1820 - Parks & Rec Administration						
Culture and Recreation						
33804 - Golf Merchandise Sales	—	—	—	—	—	—
34686 - Special Event Application Fees	3,320	550	15,000	15,000	15,000	—
33700 - Culture and Recreation	3,320	550	15,000	15,000	15,000	—
Rent						
37151 - Amusement Park Lease	106,931	95,564	125,000	125,000	105,000	-20,000
37154 - Other Rental Income	45,191	69,809	49,529	49,529	69,529	20,000
37150 - Rent	152,121	165,374	174,529	174,529	174,529	—
Miscellaneous Revenue						
37141 - Merchant Service Fees	-3,141	-7,616	-7,404	-7,616	-7,404	—
37410 - Miscellaneous Revenue	2,163	-50	—	1,000	—	—
37442 - Sponsorships	75	—	—	—	—	—
37463 - Parks Tree Workshop	—	—	—	—	—	—
37467 - Special Events	—	—	—	—	—	—
37400 - Miscellaneous Revenue	-903	-7,666	-7,404	-6,616	-7,404	—
1820 - Parks & Rec Administration	154,538	158,257	182,125	182,913	182,125	—
Total Revenues	154,538	158,257	182,125	182,913	182,125	—
Expenditures						
1820 - Parks & Rec Administration						
Personal Services						
41100 - Salaries and Wages	466,123	492,401	645,933	547,511	615,907	-30,026
41300 - Incentive	—	386	600	593	—	-600
41620 - Unscheduled	358	—	1,000	—	1,000	—
41820 - Health Insurance	72,827	87,131	91,056	82,305	107,952	16,896
42300 - State Unemployment	459	513	813	686	740	-73
42400 - Workers Compensation	742	1,432	1,616	1,616	1,616	—
42510 - Car Allowance	8,483	9,700	11,460	10,454	10,860	-600
42550 - Communications Allowance	2,407	3,086	3,600	3,466	3,600	—
41900 - Life	212	212	410	205	410	—
42010 - Social Security - Medicare	6,689	7,025	9,595	7,829	9,140	-455
42020 - Social Security - OASDI	28,600	30,036	40,289	33,270	39,083	-1,206
42110 - TMRS	57,037	59,678	98,578	78,978	94,808	-3,770
42115 - OPEB Funding	11,600	12,238	16,077	13,050	15,319	-758
41000 - Personal Services	655,535	703,837	921,027	779,963	900,435	-20,592
Supplies						
51110 - Office Expense	12,414	7,076	8,320	8,320	8,320	—
51115 - Employee Recognition Program	1,180	2,151	3,501	3,501	3,501	—
51200 - Operating	5,398	4,163	3,850	3,850	3,850	—
51610 - Recreation Supplies	2,250	—	—	—	—	—
51700 - Education	7,786	14,931	7,200	7,200	7,200	—
51970 - Software	13,946	12,694	16,450	16,450	18,374	1,924
51000 - Supplies	42,976	41,015	39,321	39,321	41,245	1,924
Contractual Services						
61100 - Communications Billing	456	646	—	—	—	—
61200 - Postage	595	823	1,000	1,000	1,000	—
61300 - Advertising	33,381	24,164	38,392	38,392	38,392	—
61400 - Dues	1,867	1,342	1,921	1,921	1,921	—
62000 - Professional	—	—	—	—	—	—
60000 - Contractual Services	36,299	26,974	41,313	41,313	41,313	—
Other Charges						
71100 - Insurance and Bonds	5,085	4,655	5,291	5,291	4,476	-815
75100 - Travel	8,642	5,335	5,700	5,700	5,700	—
75300 - Meals and Local	276	196	300	300	300	—
78210 - Cash Over/Short	—	-1,301	—	—	—	—

**City of Amarillo 2024 Department Request by Business Unit
1820 - Parks & Rec Administration**



78203 - Loss on Bad Debt	—	4,295	—	—	—	—
70000 - Other Charges	14,004	13,180	11,291	11,291	10,476	-815
1820 - Parks & Rec Administration	748,813	785,005	1,012,952	871,888	993,469	-19,483
Total Expenditures	748,813	785,005	1,012,952	871,888	993,469	-19,483

2024-25 Employee Distribution by Position

Entity	1820 - Parks & Rec Administration
Scenario	Dept Req
Year	2024
Currency	USD

Code & Description	Count
PRF400--PARK PLANNER	1.0
CLR405--ADMINISTRATIVE ASSISTANT II	1.0
CLR630--OFFICE MANAGER	1.0
ADM400--DIRECTOR OF PARKS AND REC	1.0
PRF033--COORD OF PR AND PROGRAMMING	1.0
ADM401--ASST DIR OF PARKS AND REC	2.0
CLR941--ADMINISTRATIVE TECHNICIAN	3.0
CLR410--ADMINISTRATIVE ASSISTANT III	0.0
Total	10.0

New Positions

Code and Description	Count	Pay Grade	Estimated Cost
----------------------	-------	-----------	----------------

Eliminations

Code and Description	Count	Pay Grade	Estimated Cost
----------------------	-------	-----------	----------------

City of Amarillo 2024 Department Request by Business Unit
1825 - Beautification & Public Arts



Description	2021 Actual	2022 Actual	2023 Budget	2023 Revised Estimate	2024 Dept Request	Dept Request Variance
Revenues						
1825 - Beautification and Public Arts						
Miscellaneous Revenue						
37420 - Donations-	1,700	—	25,000	—	—	-25,000
37400 - Miscellaneous Revenue	1,700	—	25,000	—	—	-25,000
1825 - Beautification and Public Arts	1,700	—	25,000	—	—	-25,000
Total Revenues	1,700	—	25,000	—	—	-25,000
Expenditures						
1825 - Beautification and Public Arts						
Personal Services						
41100 - Salaries and Wages	—	36,254	65,520	59,716	62,400	-3,120
41300 - Incentive	—	—	—	—	—	—
41620 - Unscheduled	—	—	—	—	—	—
41820 - Health Insurance	—	6,518	10,356	9,975	10,356	—
42300 - State Unemployment	—	—	74	67	74	—
42400 - Workers Compensation	—	—	202	202	202	—
42510 - Car Allowance	—	—	—	—	—	—
42550 - Communications Allowance	—	—	—	—	—	—
41900 - Life	—	15	41	25	41	—
42010 - Social Security - Medicare	—	512	950	843	905	-45
42020 - Social Security - OASDI	—	2,189	4,062	3,605	3,869	-193
42110 - TMRS	—	4,296	9,762	8,379	9,385	-377
42115 - OPEB Funding	—	881	1,592	1,451	1,516	-76
41000 - Personal Services	—	50,664	92,559	84,263	88,748	-3,811
Supplies						
51110 - Office Expense	—	935	500	500	500	—
51200 - Operating	—	5,591	10,000	10,000	10,000	—
51000 - Supplies	—	6,526	10,500	10,500	10,500	—
Contractual Services						
61300 - Advertising	—	2,114	2,500	2,500	2,500	—
61400 - Dues	—	300	1,000	1,000	1,000	—
63525 - Neighborhood Plan Funds	—	31,500	30,000	30,000	30,000	—
60000 - Contractual Services	—	33,914	33,500	33,500	33,500	—
1825 - Beautification and Public Arts	—	91,104	136,559	128,263	132,748	-3,811
Total Expenditures	—	91,104	136,559	128,263	132,748	-3,811

2024-25 Employee Distribution by Position

Entity	1825 - Beautification and Public Arts
Scenario	Dept Req
Year	2024
Currency	USD

Code & Description	Count
PRF036--BEAUTIFICATION-PUBLIC ARTS CRD	1.0
Total	1.0

New Positions

Code and Description	Count	Pay Grade	Estimated Cost
-----------------------------	--------------	------------------	-----------------------

Eliminations

Code and Description	Count	Pay Grade	Estimated Cost
-----------------------------	--------------	------------------	-----------------------

PARKS & RECREATION TENNIS (1830)

2024/25 Budget

Budget Comparison

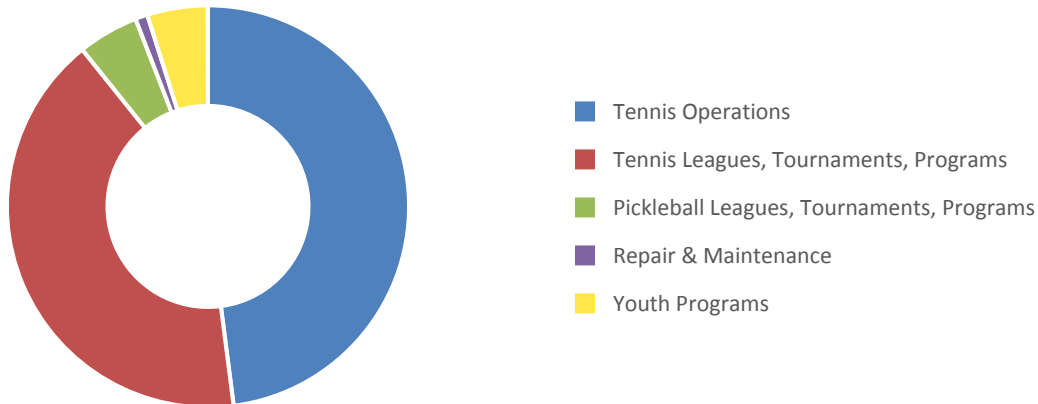
	2022/23 Actual	2023/24 Budget	2023 Revised Estimate	2024/25 Budgeted
Personal Services	57,547	101,479	73,601	96,821
Supplies	36,544	38,154	35,926	41,889
Contractual Services	118,390	108,956	118,037	112,411
Other Charges	7,739	14,674	15,413	11,531
Total Expenses	\$ 220,221	\$ 263,263	\$ 242,977	\$ 262,652

Total Departmental Revenues	\$ 167,116	\$ 199,483	\$ 196,283	\$ 209,000
------------------------------------	-------------------	-------------------	-------------------	-------------------

Total Covered through General Revenues	\$ 53,105	\$ 63,780	\$ 46,694	\$ 53,652
---	------------------	------------------	------------------	------------------

Approved Positions

	2022/23 Actual	2023/24 Budget	2024/25 Budgeted
Full-time	1.0	1.0	1.0
Part-time	3.0	3.0	3.0
Total	4.0	4.0	4.0



Mission

Building our community through parks facilities and recreational programs by encouraging health and wellness, creating positive economic benefits, and protecting and enhancing the community’s ecological systems.

Goals and Objectives

The Tennis program provides a quality tennis facility and supporting staff members that provide quality programs and events that meet the needs of the community. Tennis programs include Adult Leagues, Tournaments, Youth Programs, and Pickleball.

Tennis programming is offered at the Amarillo National Tennis Center which has 11 lighted outdoor tennis courts, 3 lighted indoor tennis courts, and 9 lighted outdoor pickleball courts. The budget provides funding for the care and upkeep of tennis courts, lights, and the buildings which support these activities. Full-time, part-time and independent contractors support these programs and provide customer service and court reservations services.

The Amarillo National Tennis Center receives support from the Amarillo Area Tennis Association and the United States Tennis Association which helps us provide sanctioned tournaments to the public. We also partner with Kids Incorporated and the Alex O’Brien Foundation to support our Youth programs. A new collaboration with the local USA Pickleball Association provides Pickleball lessons to all age groups.

Programs of the Parks and Recreation Department — Tennis

Revenue

	2022/2023 Actual	2023/2024 Estimated	2024/2025 Projected
Merchandise Sales	7,056	10,000	12,000
Tennis Center Fees	46,052	65,000	68,000
Memberships	19,886	35,000	42,000
Concession	68,203	8,000	8,00
Misc. Revenue	3,810	12,000	12,000

<i>Performance Measures/Indicators:</i>	2022/23 Actual	2023/24 Estimated	2024/25 Projected
Number of Lesson	1,721	2,000	2,100
Tennis Court Fees Paid	4,051	4,100	4,150
Pickleball Court Fees Paid	9,273	9,400	9,450
Annual Tennis Center Court Fees Paid	13,324	13,500	13,600

Expenditures

Operations

2024/25 Budget — \$126,598 of Budget

Positively contribute to Amarillo's quality of life by efficiently and effectively operating and maintaining the Amarillo National Tennis Center. Provide an economical, customer-friendly tennis experience, and healthy recreational opportunities for all citizens. This includes leagues, tournaments, and youth programs.

Tennis Leagues, Tournaments & Programs

2024/25 Budget — \$109,001 of Budget

Hire Professional tennis instructors to provide tennis instruction, leagues, programs & tournaments for youth and adults.

Pickleball Leagues, Tournaments & Programs

2024/25 Budget — \$12,000 of Budget

Hire professional Pickleball instructors to provide instruction, leagues, programs & tournaments for youth and adults.

Repair & Maintenance

2024/25 Budget — \$2,627 of Budget

Cost to provide a high quality and safe facility for Amarillo tennis & pickleball players.

Youth Programs

2024/25 - \$12,000 of Budget

Total Tennis 2024/25 Budget —\$262,652

**City of Amarillo 2024 Department Request by Business Unit
1830 - Tennis Center**



Description	2021 Actual	2022 Actual	2023 Budget	2023 Revised Estimate	2024 Dept Request	Dept Request Variance
Revenues						
1830 - Tennis Center						
Culture and Recreation						
33804 - Golf Merchandise Sales	10,009	7,047	46,502	10,000	12,000	-34,502
33810 - League Entry Fees	—	—	2,496	—	—	-2,496
33815 - Tournament Revenue	445	193	11,000	375	—	-11,000
33890 - Tennis Center Fees	40,734	46,030	49,715	65,000	68,000	18,285
33900 - Tennis Memberships	19,022	19,866	19,548	35,000	42,000	22,452
37160 - Concession	118,960	68,068	65,002	8,000	8,000	-57,002
33857 - Tennis Lessons	—	24,695	—	70,000	72,000	72,000
33700 - Culture and Recreation	189,169	165,898	194,263	188,375	202,000	7,737
Miscellaneous Revenue						
37141 - Merchant Service Fees	—	-4,092	—	—	-5,000	-5,000
37410 - Miscellaneous Revenue	455	3,810	5,220	12,000	12,000	6,780
37420 - Donations	—	1,500	—	—	—	—
37400 - Miscellaneous Revenue	455	1,218	5,220	7,908	7,000	1,780
1830 - Tennis Center	189,624	167,116	199,483	196,283	209,000	9,517
Total Revenues	189,624	167,116	199,483	196,283	209,000	9,517
Expenditures						
1830 - Tennis Center						
Personal Services						
41100 - Salaries and Wages	39,537	43,247	86,906	58,928	82,311	-4,595
41300 - Incentive	—	—	—	—	—	—
41620 - Unscheduled	—	167	—	—	—	—
41820 - Health Insurance	10,046	10,509	—	2,891	—	—
42300 - State Unemployment	191	200	296	236	296	—
42400 - Workers Compensation	1,685	1,854	3,688	3,688	3,688	—
42510 - Car Allowance	—	—	—	—	—	—
42550 - Communications Allowance	—	—	—	—	—	—
41900 - Life	—	—	41	14	41	—
42010 - Social Security - Medicare	565	622	1,259	847	1,194	-65
42020 - Social Security - OASDI	13	—	2,109	1,699	2,128	19
42110 - TMRS	1,578	949	5,068	4,863	5,162	94
42115 - OPEB Funding	6	—	2,112	435	2,001	-111
41000 - Personal Services	53,619	57,547	101,479	73,601	96,821	-4,658
Supplies						
51110 - Office Expense	4,075	804	700	1,000	700	—
51200 - Operating	2,841	3,536	300	5,000	3,000	2,700
51205 - Operating Merchand COGS	5,477	2,474	4,901	4,901	4,901	—
51210 - Operating Concessions COGS	3,487	2,218	1,000	2,218	1,000	—
51250 - Janitor	1,130	812	1,001	1,000	1,001	—
53100 - Natural Gas	1,807	1,692	1,807	1,807	1,989	182
53150 - Electricity	21,946	25,007	28,445	20,000	29,298	853
51000 - Supplies	40,762	36,544	38,154	35,926	41,889	3,735

**City of Amarillo 2024 Department Request by Business Unit
1830 - Tennis Center**



Description	2021 Actual	2022 Actual	2023 Budget	2023 Revised Estimate	2024 Dept Request	Dept Request Variance
Contractual Services						
61410 - Tuition	—	—	90	—	100	10
62000 - Professional	132,613	113,436	98,535	108,800	98,535	—
63210 - Armored Car Service	990	165	946	217	—	-946
68100 - R & M - Building	—	635	1,000	635	5,391	4,391
68300 - R & M - Improvements	5,696	4,154	8,385	8,385	8,385	—
60000 - Contractual Services	139,299	118,390	108,956	118,037	112,411	3,455
Other Charges						
71100 - Insurance and Bonds	4,963	6,513	13,674	13,674	9,207	-4,467
72000 - Communication	1,159	1,324	—	1,324	1,324	1,324
74000 - Printing and Binding	—	—	1,000	415	1,000	—
78210 - Cash Over/Short	-2,137	-98	—	—	—	—
70000 - Other Charges	3,985	7,739	14,674	15,413	11,531	-3,143
1830 - Tennis Center	237,665	220,221	263,263	242,977	262,652	-611
Total Expenditures	237,665	220,221	263,263	242,977	262,652	-611

2024-25 Employee Distribution by Position

Entity	1830 - Tennis Center
Scenario	Dept Req
Year	2024
Currency	USD

Code & Description	Count
HRL085--PROGRAM COORDINATOR HRLY	3.0
MGT415--TENNIS CENTER MANAGER	1.0
Total	4.0

New Positions

Code and Description	Count	Pay Grade	Estimated Cost
-----------------------------	--------------	------------------	-----------------------

Eliminations

Code and Description	Count	Pay Grade	Estimated Cost
-----------------------------	--------------	------------------	-----------------------

Budget Comparison

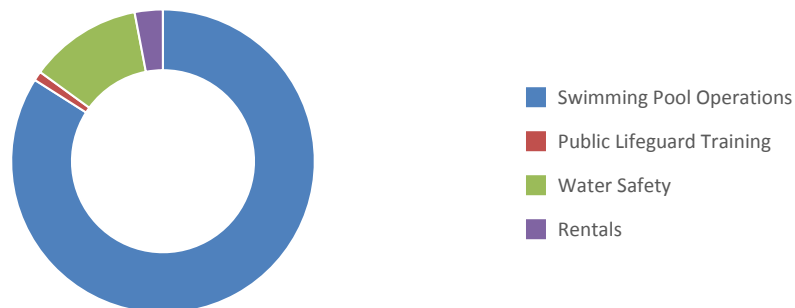
	2022/23 Actual	2023/24 Budget	2023 Revised Estimate	2024/25 Budgeted
Personal Services	467,889	757,376	406,146	573,893
Supplies	127,991	233,855	149,810	163,944
Contractual Services	49,823	76,167	77,431	73,063
Other Charges	15,315	59,979	59,979	28,697
Capital Outlay	—	—	—	—
Total Expenses	\$ 661,019	\$ 1,127,377	\$ 693,366	\$ 839,597

Total Departmental Revenues	\$ 280,288	\$ 751,425	\$ 625,572	\$ 746,425
------------------------------------	-------------------	-------------------	-------------------	-------------------

Total Covered through General Revenues	\$ 380,730	\$ 375,952	\$ 67,794	\$ 93,172
---	-------------------	-------------------	------------------	------------------

Approved Positions

	2022/23 Actual	2023/24 Budget	2024/25 Budgeted
Full-time	3.0	3.0	3.0
Part-time	119.0	119.0	119.0
Total	122.0	122.0	122.0



Mission

Building our community through parks and programs by encouraging health and wellness, creating positive economic benefits, and enhancing the community’s ecological systems.

Goals and Objectives

The function of the Aquatics Department is to plan, develop, and deliver quality aquatics programs and events that meet the needs of the community. Aquatics currently operates three outdoor seasonal swimming pools at Southeast, Southwest, and Thompson Pools, and one indoor year-round pool at the Charles E. Warford Activity Center. Aquatics offers numerous programs and special events throughout the season including swim lessons (group, private & parent/tot), lap swimming, water aerobics, kayaking & special events. Operations is the largest budgeted item, including training and staffing the pools, and concession sales.

**Programs of the Parks and Recreation Department —
Aquatics**

Expenses

Operations — 38% of the Budget

Provide quality, clean, safe, fun swimming facilities, and programs to positively contribute to Amarillo's quality of life. Includes the cost of chlorine and cost to repair two pools built in the 1960’s.

Staffing — 62% of the Budget

Revenue

	2021/2022 Actual	2022/2023 Actual
Pool Admissions	223,604	188,575
Swimming Lessons	7,785	17,599
Concessions	62,354	46,637
Misc.-Pool Parties	17,098	27,478

Attendance

Performance Measures/Indicators:	2021/22 Actual	2022/23 Actual	2024/25 Projected
Warford pool swim lesson participants	275	420	450
Public swim attendance	44,500	39,252	39,900
Southeast pool public swim attendance	19,000	9,050	9,200
Southwest pool public swim attendance	13,300	2,547	2,700
Thompson pool public swim attendance	38,500	27,655	28,000
Number of splashpads	15	15	15
Number of swimming pools	4	4	4

Total Aquatics 2024/25 Budget —\$839,597

City of Amarillo 2024 Department Request by Business Unit

1840 - Swimming Pools



Description	2021 Actual	2022 Actual	2023 Budget	2023 Revised Estimate	2024 Dept Request	Dept Request Variance
Revenues						
1840 - Swimming Pools						
Culture and Recreation						
33850 - Swimming Pool Revenues	223,604	188,575	568,853	465,000	568,853	—
33855 - Swimming Lessons	7,785	17,599	34,000	12,000	34,000	—
37160 - Concession	62,354	46,637	98,632	98,632	98,632	—
33700 - Culture and Recreation	293,742	252,811	701,485	575,632	701,485	—
Miscellaneous Revenue						
37141 - Merchant Service Fees	—	—	—	—	-5,000	-5,000
37410 - Miscellaneous Revenue	17,098	27,478	49,940	49,940	49,940	—
37400 - Miscellaneous Revenue	17,098	27,478	49,940	49,940	44,940	-5,000
1840 - Swimming Pools	310,840	280,288	751,425	625,572	746,425	-5,000
Total Revenues	310,840	280,288	751,425	625,572	746,425	-5,000

Expenditures

1840 - Swimming Pools

Personal Services

41100 - Salaries and Wages	394,309	368,876	647,213	296,920	493,004	-154,209
41300 - Incentive	1,573	1,593	600	3,595	600	—
41620 - Unscheduled	19,883	22,392	1,000	20,638	1,000	—
41820 - Health Insurance	20,460	33,999	33,504	22,977	10,356	-23,148
42300 - State Unemployment	1,794	1,491	5,665	646	4,100	-1,565
42400 - Workers Compensation	8,102	6,812	25,037	25,037	25,037	—
42510 - Car Allowance	—	—	—	—	—	—
42550 - Communications Allowance	—	—	—	—	—	—
41900 - Life	60	74	123	55	123	—
42010 - Social Security - Medicare	5,974	5,623	9,385	4,612	7,143	-2,242
42020 - Social Security - OASDI	5,650	7,964	9,183	12,673	8,521	-662
42110 - TMRS	11,556	15,821	22,067	16,294	20,669	-1,398
42115 - OPEB Funding	2,354	3,244	3,599	2,699	3,340	-259
41000 - Personal Services	471,714	467,889	757,376	406,146	573,893	-183,483

Supplies

51110 - Office Expense	4,727	965	3,525	3,525	3,525	—
51200 - Operating	9,991	15,391	20,505	9,000	16,000	-4,505
51210 - Operating Concessions COGS	55,959	23,709	71,500	24,000	24,000	-47,500
51250 - Janitor	842	991	3,650	3,650	3,650	—
51300 - Clothing and Linen	11,408	3,085	13,526	13,526	13,526	—
51350 - Chemical and Medical	54,443	51,678	86,016	65,000	65,000	-21,016
51610 - Recreation Supplies	920	3,749	7,473	7,473	7,473	—
51700 - Education	1,259	3,108	489	2,500	2,567	2,078
51850 - Minor Tools	—	—	—	—	—	—
53100 - Natural Gas	22,074	7,761	5,141	5,351	5,512	371
53150 - Electricity	15,352	17,553	22,030	15,785	22,691	661
51000 - Supplies	176,976	127,991	233,855	149,810	163,944	-69,911

City of Amarillo 2024 Department Request by Business Unit

1840 - Swimming Pools



Description	2021 Actual	2022 Actual	2023 Budget	2023 Revised Estimate	2024 Dept Request	Dept Request Variance
Contractual Services						
61100 - Communications Billing	3,195	—	—	7,200	7,200	7,200
61400 - Dues	—	—	300	300	—	-300
61410 - Tuition	—	1,396	1,778	1,778	—	-1,778
62000 - Professional	18,256	3,136	9,852	5,000	5,000	-4,852
63210 - Armored Car Service	1,320	3,959	3,063	1,979	—	-3,063
68100 - R & M - Building	240	1,108	10,311	10,311	10,000	-311
68300 - R & M - Improvements	12,368	38,846	48,501	48,501	48,501	—
68680 - Other Equipment	—	1,378	1,812	1,812	1,812	—
69300 - Leased Computer Software	—	—	550	550	550	—
60000 - Contractual Services	35,378	49,823	76,167	77,431	73,063	-3,104
Other Charges						
74000 - Printing and Binding	—	194	2,309	2,309	2,309	—
71100 - Insurance and Bonds	7,455	17,146	52,875	52,875	20,893	-31,982
75100 - Travel	795	703	3,163	3,163	3,163	—
75300 - Meals and Local	—	317	300	300	1,000	700
77200 - License and Permits	3,188	2,688	1,332	1,332	1,332	—
78210 - Cash Over/Short	-2,166	-5,762	—	—	—	—
78230 - Loss on Bad Debt	114	30	—	—	—	—
70000 - Other Charges	9,385	15,315	59,979	59,979	28,697	-31,282
Capital Outlay						
83200 - Improvement	—	—	—	—	—	—
81000 - Capital Outlay	—	—	—	—	—	—
1840 - Swimming Pools	693,453	661,019	1,127,377	693,366	839,597	-287,780
Total Expenditures	693,453	661,019	1,127,377	693,366	839,597	-287,780

2024-25 Employee Distribution by Position

Entity	1840 - Swimming Pools
Scenario	Dept Req
Year	2024
Currency	USD

Code & Description	Count
HRL409--SWIMMING POOL MANAGER	3.0
HRL402--SWIMMING LESSON INSTRUCTOR	8.0
CLR195--POOL MANAGER	1.0
HRL403--POOL CASHIER	25.0
HRL417--LESSON COORDINATOR	3.0
HRL400--LIFEGUARD	76.0
HRL406--ASST POOL MANAGER	4.0
MGT950--PARK FOREPERSON I	1.0
PRF420--AQUATICS SPECIALIST	1.0
Total	122.0

New Positions

Code and Description	Count	Pay Grade	Estimated Cost
-----------------------------	--------------	------------------	-----------------------

Eliminations

Code and Description	Count	Pay Grade	Estimated Cost
-----------------------------	--------------	------------------	-----------------------

PARKS & RECREATION SERVICES (1850)

2024/25 Budget

Budget Comparison

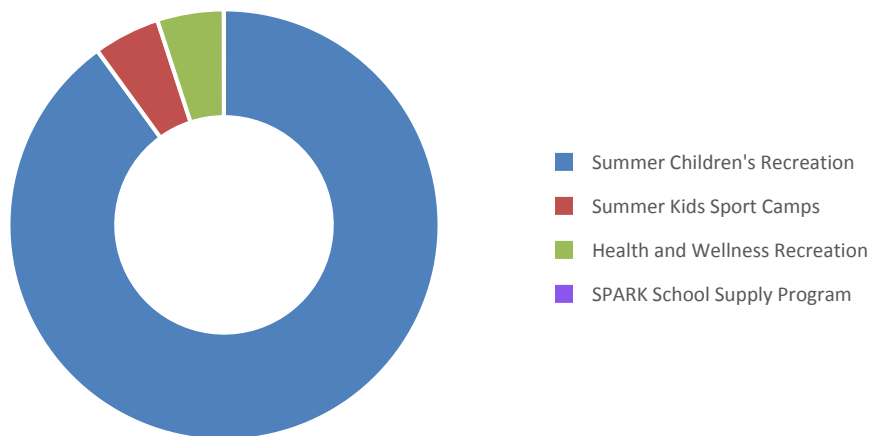
	2022/23 Actual	2023/24 Budget	2023 Revised Estimate	2024/25 Budgeted
Personal Services	339,641	463,397	344,439	407,368
Supplies	42,496	51,018	51,121	51,222
Contractual Services	8,079	12,572	12,572	13,008
Other Charges	8,118	13,994	13,994	11,137
Inter Reimbursements	(3,365)	—	(3,365)	—
Total Expenses	\$ 394,969	\$ 540,981	\$ 418,761	\$ 482,735

Total Departmental Revenues	\$ 41,735	\$ 32,672	\$ 38,000	\$ 38,000
------------------------------------	------------------	------------------	------------------	------------------

Total Covered through General Revenues	\$ 353,234	\$ 508,309	\$ 380,761	\$ 444,735
---	-------------------	-------------------	-------------------	-------------------

Approved Positions

	2022/23 Actual	2023/24 Budget	2024/25 Budgeted
Full-time	4.0	4.0	4.0
Part-time	24.0	24.0	24.0
Total	28.0	28.0	28.0



Mission

Building our community through parks and programs by encouraging health and wellness, creating positive economic benefits, and enhancing the community's ecological systems.

Goals and Objectives

The Recreation & Special Event Division plans, develops, and delivers quality recreation programs and events that meet varying community needs and enhance the quality of life in Amarillo.

The Recreation Department provides programs that encourage physical activity, socialization & skill development. Most importantly, they provide opportunities to pull kids off of screens and get them outside playing and engaging with other children. This helps combat childhood obesity, improve mental health and encourage socialization. Many parents rely on our affordable childcare options during days off of school through our Kids Day Out Program and Spring, Winter & Summer Break Camps. Our Recreation Department also provides PE class for the Panhandle Christian Home Educators Association (PCHEA) throughout the year. The free sports camps that we offer throughout the summer give kids the opportunity to learn new sports without a large financial commitment from parents. The Mother/Son and Father/Daughter programs provide an opportunity for parents to bond with their children in a competitive and fun atmosphere.

The Special Events Department enhances the quality of life for the citizens in Amarillo. Parks and Recreation offers numerous free or low-cost special events throughout the year. We have free events such as Independence Day +1 Celebration, Starlight Theater, Starlight Cinema, Harry Potter's Birthday and Halloween Bash in the Park. These events bring people together which fosters a sense of community and belonging, promotes our culture and most importantly, creates opportunities for celebration and joy.

Parks and Recreation was awarded a grant from the Texas Parks and Wildlife Department in February of 2023 to create an outdoor program called Centered in Nature. Camps in this program encourage citizens to get outside and enjoy nature. Programs include Hooked-on Fishing, Camping Experience, Kayaking, and Backyard Bushcraft. Partners such as Boom Adventures, Boy Scouts of America, Texas Game Wardens, Police Department, and Texas Parks and Wildlife volunteer their time to make these camps happen.

Programs of the Parks and Recreation Department — Services

Expenses:

Staffing Costs

2024/2025 Budget — 84% of Budget

Operational Costs

2024/2025 Budget--16% of Budget

Revenue:

Program Fees

22/23 Actual	23/24 Projected
41,735	41,735

Sponsorship/Grants/Donations (Including In-kind Donations)

23/24 Projected
87,740

Special Events Attendance

Special Events	2023 Total Attendance	2024 Estimated Attendance
Superhero Bash	70	22
Breakfast with the Bunny	149	55
Flashlight Easter Egg Hunt	-	97
Starlight Theater	4,272	5,000
Starlight Cinema	200	300
Independence Day +1 Celebration	-	10,000
Dive-In Movie	0 -canceled	100
Halloween Bash in the Park	1,100	1,200
Alice & Wonderland Tea Party	-	20
Toy Story Toddler Event	-	35
Paint & Sip in the Park	-	25
Tree & Turf Safety Conference	41	45
De Los Muertos	-	100
Breakfast with Santa	129	140

Recreation Program Attendance

Recreation	2023 Total Attendance	2024 Total/ Estimated Attendance
Kids Day Out	226	230
Mother Son Adventures	89	65
Father Daughter Adventures	-	75
Coding Class	32	35
Winter Break Camp	127	150
Spring Break Camp	236	280
Lego Camps	40	40
Parks & Rec Hiring Fair	100	72
Hooked on Fishing Camp	135	150
Nerf Gun Wars	100	70
Summer Camp at Warford	1,648	1,800
Amarillo Afternoon Adventures Club	-	540
Sports Summer Camps	162	170
Pop Up Park Parties	-	100
Nerf Archery Tag	-	25
Camping Experience	53	93
Backyard Bushcraft	35	8
Panhandle Christian Home Educators Association (PCHEA)	1050	1225

Total Parks & Recreation Services 2024/25 Budget —\$482,735

City of Amarillo 2024 Department Request by Business Unit

1850 - Parks & Recreation Program



Description	2021 Actual	2022 Actual	2023 Budget	2023 Revised Estimate	2024 Dept Request	Dept Request Variance
Revenues						
1850 - Parks & Recreation Program						
Miscellaneous Revenue						
37410 - Miscellaneous Revenue	28,202	48,281	32,672	45,000	45,000	12,328
37141 - Merchant Service Fees	—	-6,546	—	—	-7,000	-7,000
37400 - Miscellaneous Revenue	28,202	41,735	32,672	45,000	38,000	5,328
1850 - Parks & Recreation Program	28,202	41,735	32,672	45,000	38,000	5,328
Total Revenues	28,202	41,735	32,672	45,000	38,000	5,328

Expenditures

1850 - Parks & Recreation Program

Personal Services

41100 - Salaries and Wages	201,622	243,763	356,021	245,333	299,426	-56,595
41300 - Incentive	1,418	2,028	1,800	3,121	1,200	-600
41620 - Unscheduled	1,064	584	1,101	230	1,101	—
41820 - Health Insurance	35,355	50,480	47,964	43,660	47,964	—
42300 - State Unemployment	632	660	1,978	557	1,514	-464
42400 - Workers Compensation	4,457	5,155	8,961	8,961	8,961	—
42510 - Car Allowance	—	—	—	—	—	—
42550 - Communications Allowance	—	—	—	—	—	—
41900 - Life	88	107	164	92	205	41
42010 - Social Security - Medicare	2,822	3,395	5,192	3,445	4,355	-837
42020 - Social Security - OASDI	7,380	9,418	10,597	11,073	11,170	573
42110 - TMRS	15,643	20,063	25,466	23,890	27,095	1,629
42115 - OPEB Funding	3,127	3,988	4,153	4,077	4,377	224
41000 - Personal Services	273,607	339,641	463,397	344,439	407,368	-56,029

Supplies

51110 - Office Expense	9,291	1,423	4,401	4,401	4,401	—
51200 - Operating	256	—	601	601	601	—
51250 - Janitor	—	—	—	—	—	—
51300 - Clothing and Linen	1,995	1,851	2,151	2,151	2,151	—
51350 - Chemical and Medical	—	—	—	—	—	—
51500 - Animal Purchases	18,089	7,000	7,064	7,000	7,064	—
51610 - Recreation Supplies	25,199	30,478	33,184	33,184	33,184	—
51700 - Education	777	685	2,393	2,393	2,393	—
51970 - Software	—	—	—	—	—	—
53150 - Electricity	—	—	—	—	—	—
53200 - Water and Sewer	315	1,059	1,224	1,391	1,428	204
51000 - Supplies	55,923	42,496	51,018	51,121	51,222	204

Contractual Services

61400 - Dues	—	122	—	—	—	—
61410 - Tuition	75	182	—	—	—	—
62000 - Professional	—	1,231	5,000	5,000	5,000	—
68300 - R & M - Improvements	—	—	700	700	700	—
69210 - Rental City Equipment	6,116	6,545	6,872	6,872	7,078	206

City of Amarillo 2024 Department Request by Business Unit

1850 - Parks & Recreation Program



Description	2021 Actual	2022 Actual	2023 Budget	2023 Revised Estimate	2024 Dept Request	Dept Request Variance
69300 - Leased Computer Software	—	—	—	—	230	230
60000 - Contractual Services	6,191	8,079	12,572	12,572	13,008	436
Other Charges						
71100 - Insurance and Bonds	1,695	5,237	11,169	11,169	8,312	-2,857
75100 - Travel	234	44	1,925	1,925	1,925	—
75300 - Meals and Local	189	212	400	400	400	—
77900 - Other Agencies	27,000	—	—	—	—	—
78210 - Cash Over/Short	—	2,017	—	—	—	—
74000 - Printing and Binding	—	607	500	500	500	—
70000 - Other Charges	29,118	8,118	13,994	13,994	11,137	-2,857
Capital Outlay						
84910 - Other Equipment	—	—	—	—	—	—
81000 - Capital Outlay	—	—	—	—	—	—
Inter Reimbursements						
90160 - Other Departments	-5,677	-3,365	—	-3,365	—	—
90000 - Inter Reimbursements	-5,677	-3,365	—	-3,365	—	—
1850 - Parks & Recreation Program	359,162	394,969	540,981	418,761	482,735	-58,246
Total Expenditures	359,162	394,969	540,981	418,761	482,735	-58,246

2024-25 Employee Distribution by Position

Entity	1850 - Parks & Recreation Program
Scenario	Dept Req
Year	2024
Currency	USD

Code & Description	Count
PRF142--RECREATION SUPERVISOR	1.0
HRL415--RECREATION LEADER	6.0
HRL095--PROGRAM ATTENDANT	18.0
PRF165--PARK PROGRAM COORDINATOR	1.0
CLR155--EVENTS COORDINATOR	1.0
CLR044--ASST. RECREATION COORDINATOR	1.0
	28.0

New Positions

Code and Description	Count	Pay Grade	Estimated Cost
----------------------	-------	-----------	----------------

Eliminations

Code and Description	Count	Pay Grade	Estimated Cost
----------------------	-------	-----------	----------------

PARKS & RECREATION WARFORD (1855)

2024/25 Budget

Budget Comparison

	2022/23 Actual	2023/24 Budget	2023 Revised Estimate	2024/25 Budgeted
Personal Services	234,768	310,608	277,283	289,955
Supplies	90,993	82,786	73,792	83,023
Contractual Services	60,056	31,938	47,023	53,630
Other Charges	16,494	22,148	22,148	19,854
Inter Reimbursements	(33,758)	—	(14,000)	(37,500)
Total Expenses	\$ 368,553	\$ 447,480	\$ 406,246	\$ 408,962

Total Departmental Revenues	\$ 67,001	\$ 79,100	\$ 67,811	\$ 70,396
------------------------------------	------------------	------------------	------------------	------------------

Total Covered through General Revenues	\$ 301,553	\$ 368,380	\$ 338,435	\$ 338,566
---	-------------------	-------------------	-------------------	-------------------

Approved Positions

	2022/23 Actual	2023/24 Budget	2024/25 Budgeted
Full-time	4.0	4.0	4.0
Part-time	3.0	3.0	3.0
Total	7.0	7.0	7.0



Mission

Building our community through parks and programs by encouraging health and wellness, creating positive economic benefits, and enhancing the community’s ecological systems.

Goals and Objectives

The function of the Warford Activity Center is to plan, develop, and deliver programs and activities that meet the varying needs of the community.

The Charles E. Warford Activity Center opened in January of 2018 as the city’s only activity center. The Warford Activity Center offers a cardio & weight room, indoor pool, full court gymnasium, fitness & dance studio, video game room, community garden, outdoor basketball courts and multi-purpose rooms. In October of 2023, the Charles E. Warford Center changed to a member’s only model for safety reasons. The Warford Activity Center creates revenue primarily through rentals & memberships. Staff is continuing to explore partnership and grant opportunities in order to provide a wider range of recreational programming and health and wellness initiatives.

Programs of the Parks and Recreation Department-Warford

Revenue

Rentals— \$212,660 of Budget

<i>Performance Measures/Indicators:</i>	2021/2022 Actual	2022/2023 Actual	2023/2024 Estimated
Revenue	26,067	36,857	36,000

Memberships/Punch Card— \$122,689 of Budget

<i>Performance Measures/Indicators:</i>	2021/22 Actual	2022/23 Actual	2023/2024 Estimated
Membership Revenue	27,855	27,331	30,000
Punch Card Revenue	30,249	4,922	7,200

Concessions— \$32,717 of Budget

Offer snacks and drinks for sale at a concession stand.

<i>Performance Measures/Indicators:</i>	2021/2022 Actual	2022/2023 Actual	2023/2024 Estimated
Revenue	260	8,466	7,000

Total Parks & Recreation Warford 2024/25 Budget —\$408,962

City of Amarillo 2024 Department Request by Business Unit

1855 - Warford Activity Center



Description	2021 Actual	2022 Actual	2023 Budget	2023 Revised Estimate	2024 Dept Request	Dept Request Variance
Revenues						
1855 - Warford Activity Center						
Culture and Recreation						
33820 - Admission Fees	30,249	4,920	1,500	7,200	8,000	6,500
33830 - Player Membership Fees	27,855	27,331	30,000	30,000	30,000	—
33856 - Group Fitness Fees	17,504	6,715	10,600	517	517	-10,083
33865 - WAC Rental Fees	26,067	36,477	30,000	36,000	38,785	8,785
37160 - Concession	—	—	7,000	7,000	10,000	3,000
33700 - Culture and Recreation	101,675	75,443	79,100	80,717	87,302	8,202
Miscellaneous Revenue						
37141 - Merchant Service Fees	—	-16,906	—	-16,906	-16,906	-16,906
37410 - Miscellaneous Revenue	260	8,464	—	4,000	—	—
37400 - Miscellaneous Revenue	260	-8,443	—	-12,906	-16,906	-16,906
1855 - Warford Activity Center	101,935	67,001	79,100	67,811	70,396	-8,704
Total Revenues	101,935	67,001	79,100	67,811	70,396	-8,704

Expenditures

1855 - Warford Activity Center

Personal Services

41100 - Salaries and Wages	129,195	167,054	208,263	188,834	185,435	-22,828
41300 - Incentive	1,200	2,362	2,400	2,302	1,200	-1,200
41620 - Unscheduled	6,242	656	1,000	177	1,000	—
41820 - Health Insurance	27,343	34,293	43,860	36,354	49,038	5,178
42300 - State Unemployment	307	271	595	398	515	-80
42400 - Workers Compensation	—	—	10,904	10,904	10,904	—
42510 - Car Allowance	—	—	—	—	—	—
42550 - Communications Allowance	—	—	—	—	—	—
41900 - Life	73	74	164	84	205	41
42010 - Social Security - Medicare	1,895	2,389	3,055	2,697	2,706	-349
42020 - Social Security - OASDI	6,566	7,817	10,637	8,999	10,203	-434
42110 - TMRS	14,134	16,658	25,562	22,992	24,751	-811
42115 - OPEB Funding	2,720	3,192	4,168	3,542	3,998	-170
41000 - Personal Services	189,676	234,768	310,608	277,283	289,955	-20,653

Supplies

51110 - Office Expense	13,348	2,500	4,880	4,880	4,880	—
51200 - Operating	16,123	21,572	6,901	6,901	6,901	—
51210 - Operating Concessions COGS	—	—	400	6,000	6,000	5,600
51250 - Janitor	7,185	9,348	6,300	6,300	6,300	—
51300 - Clothing and Linen	562	—	—	—	—	—
51350 - Chemical and Medical	144	148	500	500	500	—
51610 - Recreation Supplies	33,331	16,525	18,265	18,265	18,265	—
51700 - Education	225	—	498	498	498	—
53100 - Natural Gas	19,501	20,526	23,060	16,542	17,038	-6,022
53150 - Electricity	15,066	20,373	21,982	13,906	22,641	659
51000 - Supplies	105,485	90,993	82,786	73,792	83,023	237

Contractual Services

61100 - Communications Billing	7,832	8,443	9,000	9,000	9,000	—
61400 - Dues	—	22	—	—	—	—

City of Amarillo 2024 Department Request by Business Unit

1855 - Warford Activity Center



Description	2021 Actual	2022 Actual	2023 Budget	2023 Revised Estimate	2024 Dept Request	Dept Request Variance
62000 - Professional	20,493	32,070	4,000	15,600	23,400	19,400
63210 - Armored Car Service	1,980	1,980	2,186	1,423	—	-2,186
68100 - R&M - Building	8,132	8,356	7,752	12,000	12,000	4,248
68300 - R & M - Improvements	3,080	9,187	9,000	9,000	9,000	—
60000 - Contractual Services	41,517	60,056	31,938	47,023	53,400	21,462
Other Charges						
69300 - Leased Computer Software	—	—	—	—	230	230
71100 - Insurance and Bonds	15,169	15,585	21,148	21,148	18,854	-2,294
75100 - Travel	1	—	—	—	—	—
75300 - Meals and Local	206	—	300	300	300	—
78210 - Cash Over/Short	-8	91	—	—	—	—
77200 - License and Permits	1,030	818	700	700	700	—
70000 - Other Charges	16,398	16,494	22,148	22,148	19,854	-2,294
Inter Reimbursements						
90160 - Other Departments	-33,546	-33,758	—	-14,000	-37,500	-37,500
90000 - Inter Reimbursements	-33,546	-33,758	—	-14,000	-37,500	-37,500
1855 - Warford Activity Center	319,529	368,553	447,480	406,246	408,962	-38,518
Total Expenditures	319,529	368,553	447,480	406,246	408,962	-38,518

2024-25 Employee Distribution by Position

Entity	1855 - Warford Activity Center
Scenario	Dept Req
Year	2024
Currency	USD

Code & Description	Count
CLR190--FRONT DESK MANAGER	1.0
CLR189--FRONT DESK ATTENDANT	1.0
TRD047--CUSTODIAN II	1.0
MGT030--CENTER SUPERVISOR	1.0
HRL015--ASST CENTER COORDINATOR	2.0
TRD910--CUSTODIAN I	1.0
Totals	7.0

New Positions

Code and Description	Count	Pay Grade	Estimated Cost
----------------------	-------	-----------	----------------

Eliminations

Code and Description	Count	Pay Grade	Estimated Cost
----------------------	-------	-----------	----------------



PARKS & RECREATION PARK MAINTENANCE (1861)

2024/25 Budget

Budget Comparison

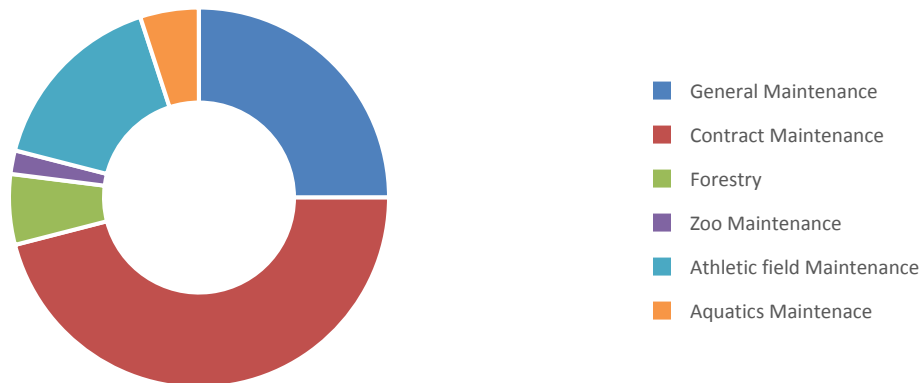
	2022/23 Actual	2023/24 Budget	2023 Revised Estimate	2024/25 Budgeted
Personal Services	2,054,668	2,689,344	2,395,746	2,670,378
Supplies	666,863	718,763	726,013	766,098
Contractual Services	4,865,805	4,676,696	4,703,479	4,981,897
Other Charges	145,978	78,496	78,496	186,082
Capital Outlay	—	—	17,601	—
Total Expenses	\$ 7,733,315	\$ 8,163,299	\$ 7,921,335	\$ 8,604,455

Total Departmental Revenues	\$ —	\$ —	\$ —	\$ —
------------------------------------	-------------	-------------	-------------	-------------

Total Covered through General Revenues	\$ 7,733,315	\$ 8,163,299	\$ 7,921,335	\$ 8,604,455
---	---------------------	---------------------	---------------------	---------------------

Approved Positions

	2022/23 Actual	2023/24 Budget	2024/25 Budgeted
Full-time	45.0	45.0	45.0
Part-time	4.0	4.0	4.0
Total	49.0	49.0	49.0



PARKS & RECREATION PARK MAINTENANCE (1861)

2024/25 Budget

Mission

Building our community through parks and programs by encouraging health and wellness, creating positive economic benefits, and enhancing the community’s ecological systems.

Goals and Objectives

The Park Maintenance Department provides care and maintenance of parks and other facilities including Aquatics, Athletics (adult and youth), Recreation, and Zoo. Park Maintenance provides landscape maintenance for other city departments including Public Health, Libraries, WIC, Civic Center, Fire Stations and Fire Training Center, City Hall, Simms Building, Bus Transfer, Police and Courts, Airport Blvd., the Madam Queen, streetscapes, boulevards, and other city property. The goal of Park Maintenance is to provide a beautiful, clean, safe, and enjoyable environment for those that live, work, and play in Amarillo.

Park Maintenance supports Severe Weather Operations by conducting snow removal for parking lots and sidewalks around public buildings and Fire Stations. It also provides a support role in storm damage response to the Office of Emergency Management (Strike Teams) by securing sites involving downed trees and other fallen or blown debris.

Parks and Recreation utilizes the Asset Management Plan and Parks Master Plan to prioritize improvements to the existing infrastructure while looking at strategic and sustainable improvements.

Programs of the Parks and Recreation Department - Maintenance

General Park Maintenance

2024/25 Budget — \$2,151,114 of Budget

Efficiently and effectively maintain park land, irrigation systems, playgrounds, facilities, special use sites, and other park-maintained infrastructure. Park Maintenance also supports the Office of Emergency Management during and after significant weather events. This support includes snow and ice removal, downed street trees, and response as Strike Teams for site security, allowing Police and Fire to respond to more urgent calls.

Staffing-33% of Budget

Contract Maintenance

2024/25 Budget--\$3,958,049 of Budget

10%	Landscape Maintenance of Neighborhood Parks, Linear Parks, Traffic Islands, and Public Buildings
28.2%	Landscapes Maintenance of Regional Parks, Community Parks, Zoo, and School Parks
1%	Undeveloped Mowing and Maintenance
5.4%	Forestry / Tree Management
2.4%	Electrical Maintenance

Total Parks & Recreation Park Maintenance 2024/54 Budget —\$8,604,455

City of Amarillo 2024 Department Request by Business Unit

1861 - Park Maintenance



Description	2021 Actual	2022 Actual	2023 Budget	2023 Revised Estimate	2024 Dept Request	Dept Request Variance
Expenditures						
1861 - Park Maintenance						
Personal Services						
41100 - Salaries and Wages	1,468,921	1,268,066	1,780,316	1,491,990	1,771,695	-8,621
41300 - Incentive	31,571	19,874	18,601	10,396	4,800	-13,801
41620 - Unscheduled	34,324	49,709	24,501	58,205	24,501	—
41820 - Health Insurance	399,290	377,431	387,432	390,152	397,176	9,744
42300 - State Unemployment	2,590	2,226	3,535	3,051	3,628	93
42400 - Workers Compensation	64,232	53,893	75,747	75,747	75,747	—
42510 - Car Allowance	2,090	772	3,000	—	600	-2,400
42550 - Communications Allowance	1,045	386	1,200	—	1,200	—
41900 - Life	1,063	944	1,804	1,050	1,845	41
42010 - Social Security - Medicare	21,236	18,414	23,299	21,661	22,929	-370
42020 - Social Security - OASDI	88,192	76,569	97,221	90,389	95,786	-1,435
42110 - TMRS	180,185	155,002	233,631	216,541	232,369	-1,262
42115 - OPEB Funding	36,182	31,382	39,057	36,564	38,102	-955
41000 - Personal Services	2,330,920	2,054,668	2,689,344	2,395,746	2,670,378	-18,966
Supplies						
51110 - Office Expense	5,052	7,705	6,001	6,001	6,001	—
51120 - Safety Program	247	—	2,500	2,500	2,500	—
51125 - Training	658	1,215	2,400	2,400	2,400	—
51200 - Operating	47,930	72,382	67,300	67,300	67,300	—
51250 - Janitor	25,133	28,072	25,001	25,001	25,001	—
51300 - Clothing and Linen	16,172	5,052	8,000	8,000	8,000	—
51350 - Chemical and Medical	1,492	7,572	1,000	8,250	1,000	—
51400 - Photographic	11	—	400	400	400	—
51450 - Botany & Agriculture	—	—	—	—	—	—
51454 - B & A - Trees	—	2,750	9,600	9,600	9,600	—
51456 - B & A - Bedding Plants	—	3,368	4,820	4,820	4,820	—
51458 - B & A - Fertilizer	87,234	64,322	61,600	51,968	61,600	—
51460 - B & A - Grass	258	26,246	10,000	19,632	10,000	—
51462 - B & A - Chemicals	4,800	18,971	23,001	23,001	23,001	—
51700 - Education	1,240	—	901	901	901	—
51800 - Fuel & Oil	11,590	3,917	5,348	5,348	10,085	4,737
51850 - Minor Tools	8,540	15,751	16,600	16,600	16,600	—
51970 - Software	—	—	—	—	575	575
51980 - IT Hardware	2,019	1,190	4,000	4,000	4,000	—
52050 - Auto Parts	8,612	11,830	19,499	19,499	19,499	—
52120 - Tires and Tubes Other	1,561	2,290	4,900	4,900	4,900	—
52050.LABOR - Auto Parts Labor	—	—	2,001	2,001	2,001	—
53100 - Natural Gas	17,713	17,329	19,425	19,425	18,986	-439
53150 - Electricity	179,983	215,037	250,214	250,214	257,720	7,506
53200 - Water and Sewer	132,758	161,864	174,252	174,252	209,208	34,956
51000 - Supplies	553,001	666,863	718,763	726,013	766,098	47,335

**City of Amarillo 2024 Department Request by
Business Unit
1861 - Park Maintenance**



Description	2021 Actual	2022 Actual	2023 Budget	2023 Revised Estimate	2024 Dept Request	Dept Request Variance
Contractual Services						
61100 - Communications Billing	15,670	14,139	12,500	12,500	12,500	—
61200 - Postage	28	71	201	201	201	—
61400 - Dues	4,442	692	6,207	6,207	6,207	—
61410 - Tuition	384	6,480	5,760	5,760	5,760	—
62000 - Professional	2,562,106	3,658,297	3,511,005	3,511,005	3,801,026	290,021
68100 - R & M - Building	27,989	45,385	15,000	34,634	15,000	—
68300 - R & M - Improvements	69,977	58,066	140,001	140,001	140,001	—
68316 - Sand, Gravel, Concrete	16,814	27,248	29,520	29,520	29,520	—
68318 - Lighting	12,744	26,885	5,000	10,249	5,000	—
68322 - Playground Equipment	34,118	66,726	20,001	20,001	20,001	—
68400 - R & M - Irrigation	128,418	124,151	124,659	124,659	124,659	—
68650 - Shop Equipment	—	68,298	2,500	2,500	2,500	—
68660 - Audio/Video Equipment	665	228	1,881	1,881	1,881	—
69100 - Rental Land & Buildings	—	—	4,701	4,701	4,701	—
69210 - Rental City Equipment	1,146,580	756,356	790,660	790,660	805,840	15,180
69220 - Rental Other Equipment	22,280	12,783	7,100	9,000	7,100	—
60000 - Contractual Services	4,042,215	4,865,805	4,676,696	4,703,479	4,981,897	305,201
Other Charges						
71100 - Insurance and Bonds	137,332	143,817	77,496	77,496	185,082	107,586
74000 - Printing and Binding	774	2,161	1,000	1,000	1,000	—
70000 - Other Charges	138,106	145,978	78,496	78,496	186,082	107,586
Machinery & Equipment						
84200 - Machinery General	—	—	—	17,601	—	—
84910 - Other Equipment	49,500	—	—	—	—	—
84000 - Machinery & Equipment	49,500	—	—	17,601	—	—
1861 - Park Maintenance	7,113,742	7,733,315	8,163,299	7,921,335	8,604,455	441,156
Total Expenditures	7,113,742	7,733,315	8,163,299	7,921,335	8,604,455	441,156

2024-25 Employee Distribution by Position

Entity	1861 - Park Maintenance
Scenario	Dept Req
Year	2024
Currency	USD

Code & Description	Count
ADM410--PARK SUPERINTENDENT	1.0
ADM411--ASSISTANT PARK SUPERINTENDENT	1.0
CLR400--ADMINISTRATIVE ASSISTANT I	1.0
CLR941--ADMINISTRATIVE TECHNICIAN	1.0
HRL930--UTILITY WORKER HRLY	3.0
MGT412--PARK MAINTENANCE SUPERVISOR	4.0
MGT950--PARK FOREPERSON I	5.0
TEC950--PARK TECHNICIAN I	20.0
TEC951--PARK TECHNICIAN II	12.0
TRD411--TREE TRIMMER	1.0
Total	49.0

New Positions

Code and Description	Count	Pay Grade	Estimated Cost
-----------------------------	--------------	------------------	-----------------------

Eliminations

Code and Description	Count	Pay Grade	Estimated Cost
-----------------------------	--------------	------------------	-----------------------

Budget Comparison

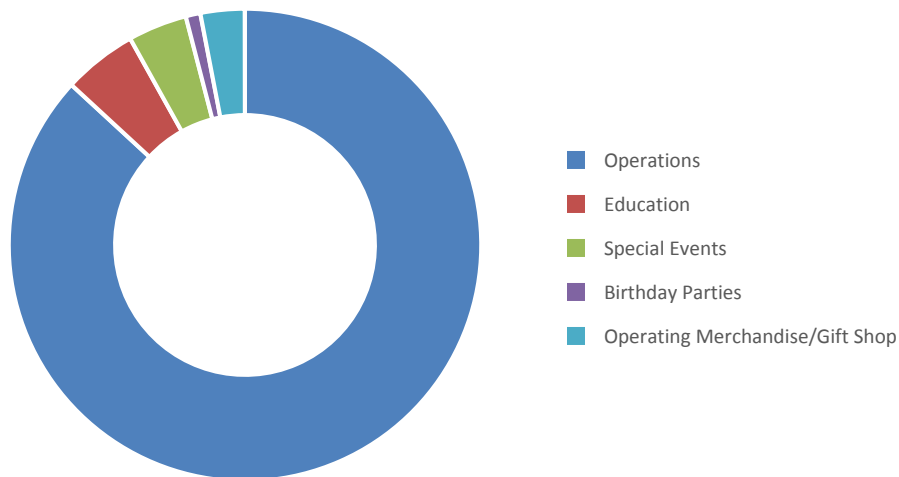
	2022/23 Actual	2023/24 Budget	2023 Revised Estimate	2024/25 Budgeted
Personal Services	428,800	553,114	433,570	460,238
Supplies	167,616	99,705	99,705	102,705
Contractual Services	37,658	36,591	33,622	30,344
Other Charges	14,186	20,126	20,126	17,686
Total Expenses	\$ 648,260	\$ 709,536	\$ 587,023	\$ 610,973

Total Departmental Revenues	\$ 279,616	\$ 348,253	\$ 349,855	\$ 348,253
------------------------------------	-------------------	-------------------	-------------------	-------------------

Total Covered through General Revenues	\$ 368,645	\$ 361,283	\$ 237,168	\$ 262,720
---	-------------------	-------------------	-------------------	-------------------

Approved Positions

	2022/23 Actual	2023/24 Budget	2024/25 Budgeted
Full-time	8.0	8.0	8.0
Part-time	7.0	7.0	7.0
Total	15.0	15.0	15.0



Mission

Commitment to the conservation of wildlife and the natural world through excellent animal care, education, and community engagement.

Goals & Objectives

The Amarillo Zoo serves Amarillo and surrounding areas. Programs include Zoo Operations, Zoo Education, Volunteer Programs, Special Events, Rental, and Birthday Parties. Ensuring the highest quality guest experience is a primary goal of the Amarillo Zoo, contributing to the overall quality of life in Amarillo as and destination for visitors traveling through Amarillo.

The Amarillo Zoo aligns with the City Council approved **BluePrint for Amarillo** pillars of Civic Pride, Customer Service, Excellence in Communication, and Economic Development and Redevelopment along with the Initiatives included within.

The Amarillo Zoo provides and supports additional technologies available for Zoo staff to provide the most current training available.

Zoo Operations include care for animals and maintenance of the facilities related to animal care as well as operations of visitor services (soon-to-be gift shop area and educational facilities). Zoo staff are responsible for animal care and management, facility maintenance, conservation initiatives, and visitor services. Operations utilizes all available resources to achieve a high level of animal care, customer satisfaction, and overall safety.

Education programs have demonstrated success on several fronts: the popular ZOOschool, ZOOmobile, homeschool at the Amarillo Zoo, and Summer Camp programs regularly exceed demand. Programs align with STEM initiatives and both local and national benchmarks in classroom education which makes programs popular with regional educators. The Amarillo Zoo has offered over 156 different programs for students ages pre-K through 12. The focus for the next few years will be to build on this success and create a compelling learning environment for students, teachers, and visitors that is fun, inspiring, and instills a sense of environmental stewardship. A critical component to the success of this goal is securing a replacement ZOOmobile to continue to offer the outreach program.

The Amarillo's ZOOcrew Volunteer Program provides interested individuals ages 14 and up with an opportunity to support the Amarillo Zoo through the donation of their time and talents. Zoo volunteers help in a variety of ways including assisting with education programs, special events, guest services, animal husbandry, and horticulture. On average 40 volunteers are in the program with twelve orientations per year. Over 200 community volunteers are also recruited from area colleges, clubs, and business groups to assist with special events.

Special events continue to grow in popularity and provide guests with increased incentives for a return visit. On average 14 special events are offered each year with a variety of themes including Earth Day, International Cat Day, and Endangered Species Day. Two event themes, BOO at the Zoo and Easter Egg excitement and are highly popular events and are repeated each year. Special events are designed for families to have fun learning while enjoying the zoo. In addition, the public can schedule birthday parties at the Amarillo Zoo providing an additional revenue opportunity.

Programs of the Amarillo Zoo

Operations

2024/25 Budget — \$525,437 of Budget

Inspire appreciation, respect, and a connection to wildlife and nature through education, recreation, and conservation while providing a fun, affordable destination for the community, area, and tourists.

Education

2024/25 Budget — \$30,549 of Budget

Advance the mission of connecting people with wildlife by providing engaging and meaningful educational experiences.

Special Events

2024/25 Budget — \$24,439 of Budget

Advance the mission by providing engaging, fun, educational experiences while showcasing and marketing the Amarillo Zoo to a wider audience.

Birthday Parties

2024/25 Budget — \$6,110 of Budget

Advance the mission while providing an additional revenue source.

Travel

2024/25 Budget — \$18,329 of Budget

Advance the mission by allowing for staff to network and expand on professional development in the Zoo profession.

<i>Performance Measures/Indicators:</i>	2022/23 Actua	2023/24 Estimated	2024/25 Projecte
Amarillo Zoo Animal Collection (Species/Specimens)			
Mammals	33/44	33/44	35/45
Birds	29/33	29/33	29/35
Reptiles/amphibians	36/49	38/50	40/52
Invertebrates	8/311+	8/311+	8/311+
Visitor Services			
Admissions revenue	\$203,389.00	\$220,000	\$250,000
Education program revenue	\$46,970.84	\$20,000	\$30,000
Special events revenue	\$34,458	\$23,013	\$35,000
Gift Shop Revenue	\$43,627.76	\$30,000	\$50,000
Volunteer hours worked	263	500	500
Annual Zoo visitors	59,428	40,000	60,000

Total Parks & Recreation Zoo 2024/25 Budget —\$610,973

City of Amarillo 2024 Department Request by Business Unit

1862 - Zoo Maintenance



Description	2021 Actual	2022 Actual	2023 Budget	2023 Revised Estimate	2024 Dept Request	Dept Request Variance
Revenues						
1862 - Zoo Maintenance						
Culture and Recreation						
33804 - Golf Merchandise Sales	—	—	5,000	—	5,000	—
33920 - Adult Zoo Admission	147,162	143,052	215,000	215,000	215,000	—
33930 - Child Zoo Admission	41,498	41,130	60,000	60,000	60,000	—
33940 - Senior Zoo Admission	8,016	9,611	11,200	11,200	11,200	—
33970 - Group Zoo Admission	6,713	8,038	2,657	3,274	2,657	—
33980 - Season Pass Zoo Admission	-55	—	2,500	—	2,500	—
33990 - Special Zoo Event	35,520	39,588	3,500	28,237	3,500	—
33991 - Birthday Parties Revenue	11,450	12,150	—	5,300	—	—
33700 - Culture and Recreation	250,304	253,569	299,857	323,011	299,857	—
Miscellaneous Revenue						
37141 - Merchant Service Fees	-395	-6,939	-3,600	-4,500	-3,600	—
37410 - Miscellaneous Revenue	298	—	—	—	—	—
37420 - Donations	—	69	—	—	—	—
37462 - Store Sales Non-taxable	789	—	21,996	1,344	21,996	—
37466 - Education	25,571	32,917	30,000	30,000	30,000	—
37400 - Miscellaneous Revenue	26,263	26,047	48,396	26,844	48,396	—
1862 - Zoo Maintenance	276,567	279,616	348,253	349,855	348,253	—
Total Revenues	276,567	279,616	348,253	349,855	348,253	—

Expenditures

1862 - Zoo Maintenance

Personal Services

41100 - Salaries and Wages	300,723	292,008	380,272	298,097	316,874	-63,398
41300 - Incentive	1,206	1,155	1,200	334	600	-600
41620 - Unscheduled	5,699	6,641	2,500	6,672	2,500	—
41820 - Health Insurance	57,271	69,394	76,596	52,812	54,216	-22,380
42300 - State Unemployment	771	768	1,350	363	1,117	-233
42400 - Workers Compensation	6,422	6,545	15,479	15,479	15,479	—
42510 - Car Allowance	—	—	—	—	—	—
42550 - Communications Allowance	—	—	—	—	—	—
41900 - Life	200	179	328	158	369	41
42010 - Social Security - Medicare	4,366	4,150	5,533	4,297	4,603	-930
42020 - Social Security - OASDI	14,699	13,932	17,884	14,993	16,692	-1,192
42110 - TMRS	29,116	28,237	42,982	34,984	40,493	-2,489
42115 - OPEB Funding	5,922	5,790	8,990	5,381	7,295	-1,695
41000 - Personal Services	426,396	428,800	553,114	433,570	460,238	-92,876

Supplies

51110 - Office Expense	9,687	658	1,200	1,200	1,200	—
51200 - Operating	10,891	17,477	8,801	8,801	8,801	—
51205 - Operating Merchand COGS	—	3,117	4,500	4,500	4,500	—
51250 - Janitor	3,263	3,353	2,401	2,401	2,401	—
51300 - Clothing and Linen	454	1,035	1,100	1,100	1,100	—
51500 - Animal Purchases	451	3,081	3,501	3,501	5,001	1,500
51550 - Animal Feed and Medical	59,832	84,137	44,100	44,100	44,100	—

City of Amarillo 2024 Department Request by Business Unit

1862 - Zoo Maintenance



Description	2021 Actual	2022 Actual	2023 Budget	2023 Revised Estimate	2024 Dept Request	Dept Request Variance
51555 - Animal Medicine	50,974	39,366	20,001	20,001	20,001	—
51610 - Recreation Supplies	590	802	1,000	1,000	600	-400
51700 - Education	5,419	4,428	3,501	3,501	5,001	1,500
51710 - Special Events	7,452	10,164	9,600	9,600	10,000	400
51000 - Supplies	149,012	167,616	99,705	99,705	102,705	3,000
Contractual Services						
61100 - Communications Billing	1,347	1,114	700	700	700	—
61400 - Dues	1,658	1,975	1,793	1,793	1,793	—
63210 - Armored Car Service	6,929	6,929	6,650	3,681	—	-6,650
63400 - Employee Medical	—	1,007	3,000	3,000	3,000	—
68100 - R & M - Building	3,151	3,070	2,001	2,001	2,001	—
68300 - R & M - Improvements	15,891	10,758	9,001	9,001	9,001	—
69210 - Rental City Equipment	11,968	12,805	13,446	13,446	13,849	403
60000 - Contractual Services	40,944	37,658	36,591	33,622	30,344	-6,247
Other Charges						
75100 - Travel	2,520	—	3,000	3,000	—	-3,000
71100 - Insurance and Bonds	12,509	14,386	17,126	17,126	17,686	560
78210 - Cash Over/Short	—	-200	—	—	—	—
70000 - Other Charges	15,029	14,186	20,126	20,126	17,686	-2,440
1862 - Zoo Maintenance	631,380	648,260	709,536	587,023	610,973	-98,563
Total Expenditures	631,380	648,260	709,536	587,023	610,973	-98,563

2024-25 Employee Distribution by Position

Entity	1862 - Zoo Maintenance
Scenario	Dept Req
Year	2024
Currency	USD

Code & Description	Count
TEC956--ZOO KEEPER II	1.0
TEC955--ZOO KEEPER I	2.0
TEC952--ZOO EDUCATION COORDINATOR	1.0
MGT430--ZOO CURATOR	1.0
PRF440--VISITOR SERVICE SPECIALIST	1.0
HRL252--GATE ATTENDANT HOURLY	1.0
HRL911--CUSTODIAN I	1.0
HRL875--CONCESSION WORKER	2.0
TRD590--ANIMAL ATTENDANT	2.0
HRL025--ANIMAL ATTENDANT	1.0
HRL901--ACCOUNT CLER 1 - HOURLY	1.0
HRLNEW--ZOO EDUCATOR	1.0
Total	15.0

New Positions

Code and Description	Count	Pay Grade	Estimated Cost
-----------------------------	--------------	------------------	-----------------------

Eliminations

Code and Description	Count	Pay Grade	Estimated Cost
-----------------------------	--------------	------------------	-----------------------

PARKS & RECREATION ATHLETICS (1870-1877)

2024/25 Budget

Budget Comparison

	2022/23 Actual	2023/24 Budget	2023 Revised Estimate	2024/25 Budgeted
Personal Services	176,943	313,638	195,749	323,810
Supplies	23,704	70,005	69,293	70,005
Contractual Services	7,242	58,912	27,311	58,411
Other Charges	38,373	41,415	41,429	40,930
Total Expenses	\$ 246,261	\$ 483,970	\$ 333,782	\$ 493,156

Total Departmental Revenues	\$ 181,598	\$ 145,605	\$ 164,500	\$ 216,472
------------------------------------	-------------------	-------------------	-------------------	-------------------

Total Covered through General Revenues	\$ 64,663	\$ 338,365	\$ 169,282	\$ 276,684
---	------------------	-------------------	-------------------	-------------------

Approved Positions

	2022/23 Actual	2023/24 Budget	2024/25 Budgeted
Full-time	2.0	2.0	2.0
Part-time	4.0	4.0	4.0
Total	6.0	6.0	6.0



- Adult League
- Adult Tournaments
- Athletic Field Administration

Mission

Build our community by encouraging physical and mental well-being through participation in Amarillo Parks and Recreation's athletic programs.

Goals and Objectives

Athletics creates and manages athletic programs including basketball, softball, and volleyball for Amarillo and surrounding communities.

Athletics receives registration and entry fees for all adult sports teams annually, with amounts varying on a program-to-program basis. Schedules and standings are provided electronically for the convenience of the participants. The Athletics staff schedules and trains sports officials and scorekeepers to officiate and score all sports offered. Staff provides awards for all leagues and tournaments and presents them at the end of each season or tournament. Staff prepares payment authorizations for each contracted sport official and scorekeeper on a biweekly basis. Athletic staff allocates city owned athletic facilities to five private adult sports providers and four youth sport organizations that utilize the city's sport facilities for their programs. In addition, Athletics staff facilitates tournaments hosted by outside organizations. Staff produces invoices for field usage and collects fees. Athletics also schedules practices for adult sports teams and youth sports organizations and collects applicable city approved fees.

Athletics organizes multiple tournaments for various sports annually. The staff facilitates sports tournaments for private user groups, invoices those groups, and collects all city approved fees.

Athletics works closely with youth sports organizations to facilitate their utilization of the city's athletic fields and facilities. Although not direct providers of youth sports, the division allocates space, provides resources, and collaborates to support youth sports leagues and tournaments.

Program expansions in Disc Golf, Ultimate Frisbee, Dodgeball, Cornhole, Sand Volleyball and Kickball will be explored as will new programs such as Flag Football.

This budget reflects requested funds for continued employee training to ensure that the best practices in athletics management are implemented. Athletics staff will continue to attend meetings, workshops, and conferences of the Texas Amateur Athletic Federation (T.A.A.F.), United States Sports Specialty Association (U.S.S.S.A.) and the Texas Recreation and Parks Society (T.R.A.P.S) to keep current on sports trends, changes in rules, and to place bids for tournaments to be held in Amarillo.

Athletics works closely with youth sports organizations to facilitate their utilization of the city's athletic fields and facilities. Although not direct providers of youth sports, the division allocates space, provides resources, and collaborates to support youth sports leagues and tournaments.

Programs of the Parks and Recreation Department — Athletics

Contribute to the quality of life in Amarillo while providing healthy, safe, social, and recreational opportunities for the community's adult population through the following leagues:

1. Softball (1871) - This program provides for the adult softball leagues in Amarillo. Average 70 to 86 teams per season.
2. Basketball (1872) - This program provides for the adult basketball leagues in Amarillo. Average of 20-34 teams. This program is dependent upon availability of AISD gyms and since Covid 19 minimal gyms are available/ reserved by AISD for City League's.
3. Volleyball (1874) - This program provides for the adult volleyball leagues in Amarillo. We have 4 seasons (2 indoor and 2 outdoor) averaging 600-625 teams, 3,600 players, and 3,600 matches. Indoor seasons are played at local AISD middle school gyms and outdoor seasons are played at Thompson Park, Ellwood Park, and Memorial Park.

**Athletic Field Administration
2024/25 Budget — \$246,578 of Budget**

Manage the reservations for athletic fields for adult and youth sport association groups.

Performance Measures/Indicators:	2022/23 Actual	2023/24 Estimated	2024/25 Projected
Adult league games	4,213	4,400	4,500
Adult softball teams registered	158	188	200
Adult volleyball teams registered	460	557	575
Officials and scorekeepers trained	50	50	55
Practice field reservations	1,086	1,100	1,125

Total Parks & Recreation Athletics 2024/25 Budget —\$493,156

City of Amarillo 2024 Department Request by Business Unit

1870 - Athletic Administration



Description	2021 Actual	2022 Actual	2023 Budget	2023 Revised Estimate	2024 Dept Request	Dept Request Variance
Expenditures						
1870 - Athletic Administration						
Personal Services						
41100 - Salaries and Wages	68,952	60,728	89,011	73,779	84,589	-4,422
41300 - Incentive	—	—	—	—	—	—
41620 - Unscheduled	705	—	500	1,307	500	—
41820 - Health Insurance	22,937	11,803	10,356	14,527	23,148	12,792
42300 - State Unemployment	167	179	320	169	356	36
42400 - Workers Compensation	507	583	2,346	2,346	2,346	—
42510 - Car Allowance	908	745	—	2,321	3,000	3,000
42550 - Communications Allowance	—	—	—	—	—	—
41900 - Life	52	44	82	40	82	—
42010 - Social Security - Medicare	938	861	1,290	1,060	1,270	-20
42020 - Social Security - OASDI	3,556	3,229	4,250	3,947	4,128	-122
42110 - TMRS	7,563	6,418	10,214	8,537	10,014	-200
42115 - OPEB Funding	1,537	1,316	1,950	1,273	1,618	-332
41000 - Personal Services	107,821	85,906	120,319	109,306	131,051	10,732
Supplies						
51110 - Office Expense	3,137	1,024	994	1,290	994	—
51200 - Operating	359	1,166	36,665	36,665	36,665	—
51700 - Education	38	116	60	78	60	—
51000 - Supplies	3,534	2,305	37,719	38,033	37,719	—
Contractual Services						
61100 - Communications Billing	456	456	456	456	456	—
63120 - TAAF Affiliates	—	—	200	—	200	—
60000 - Contractual Services	456	456	656	456	656	—
Other Charges						
71100 - Insurance and Bonds	1,695	1,746	1,764	1,764	1,279	-485
75300 - Meals and Local	136	—	—	—	—	—
77900 - Other Agencies	9,000	36,000	36,000	36,000	36,000	—
70000 - Other Charges	10,831	37,746	37,764	37,764	37,279	-485
1870 - Athletic Administration	122,642	126,412	196,458	185,559	206,705	10,247
Total Expenditures	122,642	126,412	196,458	185,559	206,705	10,247

2024-25 Employee Distribution by Position

Entity	1870 - Athletic Administration
Scenario	Dept Req
Year	2024
Currency	USD

Code & Description	Count
MGT420--ATHLETIC SUPERVISOR	1.0
HRL905--ATHLETIC SPECIALIST	4.0
CLR410--ADMINISTRATIVE ASSISTANT III	1.0
Total	6.0

New Positions

Code and Description	Count	Pay Grade	Estimated Cost
-----------------------------	--------------	------------------	-----------------------

Eliminations

Code and Description	Count	Pay Grade	Estimated Cost
-----------------------------	--------------	------------------	-----------------------

City of Amarillo 2024 Department Request by Business Unit

1871 - Softball Program



Description	2021 Actual	2022 Actual	2023 Budget	2023 Revised Estimate	2024 Dept Request	Dept Request Variance
Revenues						
1871 - Softball Program						
Culture and Recreation						
33810 - League Entry Fees	58,512	54,550	65,000	65,000	68,000	3,000
33815 - Tournament Revenue	—	5,400	5,000	5,000	7,000	2,000
33860 - Field Rentals	56,124	29,618	9,000	30,000	35,000	26,000
37160 - Concession	—	—	—	—	—	—
33700 - Culture and Recreation	114,636	89,568	79,000	100,000	110,000	31,000
Miscellaneous Revenue						
37410 - Miscellaneous Revenue	4,662	1,496	5,500	3,000	5,500	—
37400 - Miscellaneous Revenue	4,662	1,496	5,500	3,000	5,500	—
1871 - Softball Program	119,298	91,064	84,500	103,000	115,500	31,000
Total Revenues	119,298	91,064	84,500	103,000	115,500	31,000
Expenditures						
1871 - Softball Program						
Personal Services						
41710 - League Umpires	42,660	33,250	95,720	38,819	95,720	—
41715 - Tournament Umpires	—	—	15,520	2,822	15,520	—
41720 - League Site Coordinators	6,474	9,839	8,500	13,718	8,500	—
41725 - Tournament Site Coordinators	—	—	2,210	197	2,210	—
41740 - Off Duty Police	—	—	1,400	—	1,400	—
41760 - Scheduling	1,575	599	1,900	2,237	1,900	—
41000 - Personal Services	50,709	43,688	125,250	57,793	125,250	—
Supplies						
51110 - Office Expense	1,324	—	—	—	—	—
51200 - Operating	10,614	1,514	5,001	5,000	5,001	—
51610 - Recreation Supplies	3,379	1,772	3,000	3,000	3,000	—
51620 - League Awards	1,675	3,842	15,190	15,000	15,190	—
51700 - Education	30	—	—	—	—	—
51000 - Supplies	17,022	7,128	23,191	23,000	23,191	—
Contractual Services						
63130 - USSSA Affiliates	—	—	9,375	4,000	9,375	—
63135 - Tournament Costs	—	—	11,500	11,500	11,500	—
60000 - Contractual Services	—	—	20,875	15,500	20,875	—
Other Charges						
74000 - Printing and Binding	—	20	1,000	1,000	1,000	—
75100 - Travel	834	442	2,501	2,500	2,501	—
70000 - Other Charges	834	462	3,501	3,500	3,501	—
1871 - Softball Program	68,564	51,277	172,817	99,793	172,817	—
Total Expenditures	68,564	51,277	172,817	99,793	172,817	—

City of Amarillo 2024 Department Request by Business Unit

1872 - Basketball Program



Description	2021 Actual	2022 Actual	2023 Budget	2023 Revised Estimate	2024 Dept Request	Dept Request Variance
Revenues						
1872 - Basketball Program						
Culture and Recreation						
33810 - League Entry Fees	3,225	3,075	15,355	—	11,272	-4,083
33700 - Culture and Recreation	3,225	3,075	15,355	—	11,272	-4,083
Miscellaneous Revenue						
37410 - Miscellaneous Revenue	—	—	150	—	—	-150
37400 - Miscellaneous Revenue	—	—	150	—	—	-150
1872 - Basketball Program	3,225	3,075	15,505	—	11,272	-4,233
Total Revenues	3,225	3,075	15,505	—	11,272	-4,233
Expenditures						
1872 - Basketball Program						
Contract Labor						
41710 - League Umpires	1,440	1,248	5,896	—	5,896	—
41720 - League Site Coordinators	816	1,422	1,341	—	1,341	—
41700 - Contract Labor	2,256	2,670	7,237	—	7,237	—
Supplies						
51610 - Recreation Supplies	148	—	235	—	235	—
51620 - League Awards	658	614	600	—	600	—
51000 - Supplies	806	614	835	—	835	—
Contractual Services						
63120 - TAAF Affiliates	—	—	400	—	400	—
69100 - Rental Land & Buildings	—	—	2,750	—	2,750	—
60000 - Contractual Services	—	—	3,150	—	3,150	—
Other Charges						
74000 - Printing and Binding	—	—	50	—	50	—
70000 - Other Charges	—	—	50	—	50	—
1872 - Basketball Program	3,062	3,284	11,272	—	11,272	—
Total Expenditures	3,062	3,284	11,272	—	11,272	—

**City of Amarillo 2024 Department Request by Business Unit
1874 - Volleyball Program**



Description	2021 Actual	2022 Actual	2023 Budget	2023 Revised Estimate	2024 Dept Request	Dept Request Variance
Revenues						
1874 - Volleyball Program						
Culture and Recreation						
33810 - League Entry Fees	69,415	63,925	35,000	41,500	68,000	33,000
33815 - Tournament Revenue	—	2,515	1,500	1,500	3,000	1,500
33700 - Culture and Recreation	69,415	66,440	36,500	43,000	71,000	34,500
Miscellaneous Revenue						
37410 - Miscellaneous Revenue	160	-225	—	—	—	—
37400 - Miscellaneous Revenue	160	-225	—	—	—	—
1874 - Volleyball Program	69,575	66,215	36,500	43,000	71,000	34,500
Total Revenues	69,575	66,215	36,500	43,000	71,000	34,500
Expenditures						
1874 - Volleyball Program						
Contract Labor						
41710 - League Umpires	46,752	44,048	57,500	26,413	57,500	—
41715 - Tournament Umpires	—	432	1,572	—	1,572	—
41760 - Scheduling	1,575	200	1,200	2,237	1,200	—
41700 - Contract Labor	48,327	44,680	60,272	28,650	60,272	—
Supplies						
51200 - Operating	452	5,857	500	500	500	—
51610 - Recreation Supplies	1,936	285	2,000	2,000	2,000	—
51620 - League Awards	4,623	7,516	5,760	5,760	5,760	—
51000 - Supplies	7,012	13,657	8,260	8,260	8,260	—
Contractual Services						
63120 - TAAF Affiliates	—	—	3,200	—	3,200	—
63135 - Tournament Costs	—	36	680	305	680	—
69100 - Rental Land & Buildings	9,473	6,750	29,850	11,050	29,850	—
60000 - Contractual Services	9,473	6,786	33,730	11,355	33,730	—
Other Charges						
74000 - Printing and Binding	—	165	100	165	100	—
70000 - Other Charges	—	165	100	165	100	—
1874 - Volleyball Program	64,812	65,288	102,362	48,430	102,362	—
Total Expenditures	64,812	65,288	102,362	48,430	102,362	—

**City of Amarillo 2024 Department Request by Business Unit
1875 - Flag Football Program**



Description	2021 Actual	2022 Actual	2023 Budget	2023 Revised Estimate	2024 Dept Request	Dept Request Variance
Revenues						
1875 - Flag Football Program						
Culture and Recreation						
33860 - Field Rentals	770	560	200	500	700	500
33700 - Culture and Recreation	770	560	200	500	700	500
1875 - Flag Football Program	770	560	200	500	700	500
Total Revenues	770	560	200	500	700	500

**City of Amarillo 2024 Department Request by Business Unit
1876 - Baseball**



Description	2021 Actual	2022 Actual	2023 Budget	2023 Revised Estimate	2024 Dept Request	Dept Request Variance
Revenues						
1876 - Baseball						
Culture and Recreation						
33860 - Field Rentals	32,150	1,360	400	—	—	-400
37160 - Concession	3,698	2,494	—	—	—	—
33700 - Culture and Recreation	35,848	3,854	400	—	—	-400
1876 - Baseball	35,848	3,854	400	—	—	-400
Total Revenues	35,848	3,854	400	—	—	-400
Expenditures						
1876 - Baseball						
Personal Services						
41740 - Off Duty Police	—	—	560	—	—	-560
41000 - Personal Services	—	—	560	—	—	-560
Supplies						
51620 - League Awards	-	-	-	-	-	-
51000 - Supplies	-	-	-	-	-	-
Contractual Services						
69220 - Rental Other Equipment	—	—	501	—	—	-501
60000 - Contractual Services	—	—	501	—	—	-501
1876 - Baseball	—	—	1,061	—	—	-1,061
Total Expenditures	—	—	1,061	—	—	-1,061

**City of Amarillo 2024 Department Request by Business Unit
1877 - Soccer**



Description	2021 Actual	2022 Actual	2023 Budget	2023 Revised Estimate	2024 Dept Request	Dept Request Variance
Revenues						
1877 - Soccer						
Culture and Recreation						
33860 - Field Rentals	11,660	16,830	3,500	18,000	18,000	14,500
33861 - Soccer Field Rentals	1,440	—	5,000	—	—	-5,000
33700 - Culture and Recreation	13,100	16,830	8,500	18,000	18,000	9,500
1877 - Soccer	13,100	16,830	8,500	18,000	18,000	9,500
Total Revenues	13,100	16,830	8,500	18,000	18,000	9,500

PARKS & RECREATION SENIOR SERVICES (1880)

2024/25 Budget

Budget Comparison


	2022/23 Actual	2023/24 Budget	2023 Revised Estimate	2024/25 Budgeted
Personal Services	61,430	83,827	53,983	91,196
Supplies	1,762	12,500	12,500	16,900
Contractual Services	5,619	10,750	10,450	7,965
Other Charges	582	5,000	5,000	3,200
Total Expenses	\$ 69,394	\$ 112,077	\$ 81,933	\$ 119,261

Total Departmental Revenues	\$ —	\$ —	\$ —	\$ 400
------------------------------------	-------------	-------------	-------------	---------------

Total Covered through General Revenues	\$ 69,394	\$ 112,077	\$ 81,933	\$ 118,861
---	------------------	-------------------	------------------	-------------------

Approved Positions

	2022/23 Actual	2023/24 Budget	2024/25 Budgeted
Full-time	1.0	1.0	1.0
Part-time	-	-	-
Total	1.0	1.0	1.0



■ Senior Services

Mission

Building our community through parks and programs by encouraging health and wellness, creating positive economic benefits, and enhancing the community's ecological systems.

Goals and Objectives

Fiscal year 2023/24 was the first full year of operations for Senior Services at Warford Activity Center since opening on April 26, 2023. Senior Services has grown programs and special events by seeking senior citizen feedback, implementing popular activities, and advertising via digital media, direct mail, and word of mouth.

The Senior Services goals are to provide the resources and facilities for older citizens to maintain social connections, stay healthy, and boost overall quality-of-life. To achieve this, Senior Services targets three age-related risk factors: social isolation & loneliness, falls, and nutrition. Senior Services employs the Socialize, Energize, Mobilize model to combat these risk factors.

1. Special Events Average Attendance: **20**
1. Special Events Net Promoter Score: **85** (with average attendee score of 9.62 on 10-point scale)
2. 50 & Better Membership: **240**
3. Percentage of 50 & Better Members with Medicare Advantage (Free Memberships): **59%**
4. 50 & Better at Warford Average Monthly Membership Scans: **700**

Programs & Events in FY 2023/24:

1. October: 50 & Better Open House
2. November: 50 & Better Daytrip: HoneyBuzz Winery
3. December: 50 & Better Christmas Party
4. January: 50 & Better Cornhole Tournament
5. February: 50 & Better Valentines Day Brunch
6. March: 50 & Better St. Patrick's Day Lunch
7. April: 50 & Better Daytrip: Amarillo Botanical Gardens
8. May: Special Speaker-Decluttering
9. June: Repair Café
10. Cards & Table Games
11. Cornhole
12. Dominoes
13. Educational Presentations
14. Free Coffee & Tea (Monday-Friday)
15. Free Popcorn (Fridays)
16. Quarterly Newsletters with Health & Nutrition articles

PARKS & RECREATION SENIOR SERVICES (1880)

2024/25 Budget



Partnering Organizations: In FY 2023/24, Senior Services partnered with or advanced relationships with Amarillo City Transit, Amarillo Agency on Aging, Mary Bivins Foundation, United Way, and local businesses that provide senior care (such as Medicare Advantage providers).

Programs of the Parks and Recreation Department — Senior Services

Senior Services

2024/25 Budget — \$119,261 of Budget

Create a network of diverse programs and services enabling active adults 50+ to maximize their health and wellness (physical, mental, spiritual), economic security, and connection to the community.

<i>Performance Measures/Indicators:</i>	2022/2023* Actual	2023/2024* Estimated	2024/2025 Projected
Community engagement opportunities/attendance	8/250	10/300	12/400
Warford Center senior-specific programs/special events	7	19	20
The NeighborHUB webpage visitors	1,791	1,300	1,500

**Total Parks & Recreation Senior Services 2024/25 Budget
—\$119,261**

**City of Amarillo 2024 Department Request by Business Unit
1880 - Senior Services**



Description	2021 Actual	2022 Actual	2023 Budget	2023 Revised Estimate	2024 Dept Request	Dept Request Variance
Expenditures						
Personal Services						
41100 - Salaries and Wages	16,393	50,303	65,520	42,561	63,000	-2,520
41300 - Incentive	—	—	—	—	—	—
41620 - Unscheduled	—	—	—	—	—	—
41820 - Health Insurance	6,322	—	—	—	10,356	10,356
42300 - State Unemployment	49	65	74	67	147	73
42400 - Workers Compensation	13	40	1,826	1,826	1,826	—
42510 - Car Allowance	—	—	—	—	—	—
42550 - Communications Allowance	—	—	—	—	—	—
41900 - Life	13	21	41	—	41	—
42010 - Social Security - Medicare	213	724	950	617	914	-36
42020 - Social Security - OASDI	912	3,095	4,062	2,639	3,906	-156
42110 - TMRS	1,977	5,961	9,762	6,000	9,475	-287
42115 - OPEB Funding	398	1,222	1,592	273	1,531	-61
41000 - Personal Services	26,290	61,430	83,827	53,983	91,196	7,369
Supplies						
51110 - Office Expense	163	129	1,500	1,500	1,500	—
51200 - Operating	17	—	4,000	4,000	4,000	—
51610 - Recreation Supplies	1,094	1,634	7,000	7,000	11,400	4,400
51955 - Furniture	—	—	—	—	—	—
51000 - Supplies	1,274	1,762	12,500	12,500	16,900	4,400
Contractual Services						
61300 - Advertising	6,376	5,493	4,750	4,750	4,750	—
61400 - Dues	—	126	500	500	500	—
62000 - Professional	3,945	—	—	—	2,600	2,600
63350 - Credit Card Fees	—	—	300	—	—	-300
69300 - Leased Computer Software	—	—	—	—	115	115
67600 - Temporary Labor	—	—	5,200	5,200	—	-5,200
60000 - Contractual Services	10,321	5,619	10,750	10,450	7,965	-2,785
Other Charges						
71100 - Insurance and Bonds	565	582	—	—	—	—
75300 - Meals and Local	—	—	2,000	2,000	200	-1,800
75100 - Travel	—	—	3,000	3,000	3,000	—
70000 - Other Charges	565	582	5,000	5,000	3,200	-1,800
1880 - Senior Services	38,450	69,394	112,077	81,933	119,261	7,184
Total Expenditures	38,450	69,394	112,077	81,933	119,261	7,184

2024-25 Employee Distribution by Position

Entity	1880 - Senior Services
Scenario	Dept Req
Year	2024
Currency	USD

Code & Description	Count
MGT560--PROGRAM COORDINATOR	1.0
Total	1.0

New Positions

Code and Description	Count	Pay Grade	Estimated Cost
-----------------------------	--------------	------------------	-----------------------

Eliminations

Code and Description	Count	Pay Grade	Estimated Cost
-----------------------------	--------------	------------------	-----------------------



City of Amarillo Summary of Expenditures by Activity Classification



Description	2022 Actual	2023 Budget	2024 Budget
Transportation			
01000 - General Fund			
1420 - Street Department	10,046,791	11,883,202	11,771,324
1731 - Traffic Administration	5,231,456	5,716,103	5,816,457
1732 - Traffic Field Operation	—	—	—
1761 - Transit Fixed Route	2,581,562	2,971,671	3,019,654
1762 - Transit Demand Response	1,094,161	1,433,723	1,533,982
1763 - Transit Maintenance	997,390	1,095,266	1,106,877
1764 - Transit Administration	564,241	823,639	831,197
02425 - Photographic Traffic Enforcement			
24250 - Photographic Traffic Enforceme	-676,501	400,000	—
02660 - Leose Training Program Fund			
26630 - Leose Training- Airport Securi	1,315.63	1,100	1,100
05400 - Airport Fund			
54110 - Department of Aviation	18,014,713	20,718,732	21,353,574
54170 - Rental Car Facility	620,304	737,671	688,165
05420 - Airport PFC fund			
54200 - Airport PFC fund	1,685,000	—	—
Transportation Total Expenditures	40,160,433	45,781,107	46,122,330



TRANSIT (1761-1764)

2024/25 Budget

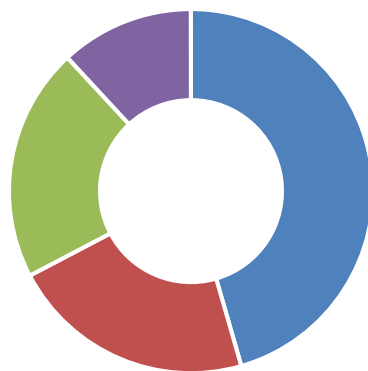
	2022/23 Actual	2023/24 Budget	2023 Revised Estimate	2024/25 Budgeted
Personal Services	3,716,023	4,737,893	4,138,902	4,677,072
Supplies	946,244	1,003,080	1,086,339	1,116,887
Contractual Services	67,866	100,375	52,391	86,301
Other Charges	482,170	482,951	446,533	611,450
Inter Reimbursements	—	—	—	—
Capital Outlay	25,050	—	44,863	—
Total Expenses	\$ 5,237,354	\$ 6,324,299	\$ 5,769,028	\$ 6,491,710

Total Departmental Revenues	\$ 3,719,715	\$ 4,224,031	\$ 5,444,828	\$ 5,750,855
------------------------------------	---------------------	---------------------	---------------------	---------------------

Total Covered through General Revenues	\$ 1,517,639	\$ 2,100,268	\$ 324,200	\$ 740,855
---	---------------------	---------------------	-------------------	-------------------

Approved Positions

	2022/23 Actual	2023/24 Budget	2024/25 Budgeted
Full-time	69.0	69.0	69.0
Part-time	—	—	—
Total	69.0	69.0	69.0



- Transit Fixed Route
- Transit Demand Response
- Transit Maintenance
- Transit Administration

Mission

Provide safe, reliable, and cost-effective public transportation services valued by users, non-users, and community leaders.

Goals and Objectives

Amarillo City Transit (ACT) will continue to strive to effectively manage the transportation services of the city to positively enhance the mobility needs of those we serve. To do this, Amarillo City Transit (ACT) will manage with a forward-thinking approach, focused on industry best practices and current trends, ensure transportation goes where it is needed most, and by delivering service centered around our core values of:

- **Safety** – Ensure that service delivery promotes the health and safety of our customers, community, and employees. Emphasize the importance of training and safe decision-making. Believing that every accident can be prevented by having a constant eye on safety.
- **People Centric** – Celebrating the diversity of each other. Realizing the value of our team, customers, and stakeholders. Treating everyone fairly and with respect.
- **Service Excellence** – We are committed to providing services that meet the needs of our community. We expect customers’ transit experiences to be safe, reliable, timely, and clean.
- **Action Ready** – Committed to one goal, one mission. Making sure we are ready and willing to be servant leaders in our community >>>Moving People Forward>>>>
- **Ethics and Integrity** - We are committed to a high ethical standard and possess the courage to always do the right thing. Always showing high regard for honesty, fairness, and human dignity in everything we do.
- **Resilience** – Despite all obstacles, we remain collectively together and will foster an environment of cooperative efforts within the department and our community. We recognize that the team is greater, much more than the collection of individual efforts.
- **Innovative** – Boldly seeking alternatives to traditional transit, technology, and employee development and learning.
- **Diversity and Inclusion** - The inclusion of individuals representing more than one: gender, race, sex, national origin, color, religion, and socioeconomic status. Better insights and business decisions can be achieved because of the inclusion of team members with varied experiences, ideas, cultures, and perspectives.

Our values are the guiding principles at the core of our transit system. In everything that we do to serve our community, and staff we refer to each of these in the decision-making process.

Programs of the Transit Department

Fixed Route Operations

2024/25 Budget — \$2,986,187 of Budget

ACT Fixed Route Operations’ primary focus is the safe and reliable transportation of passengers to ensure meaningful access to the community. Fixed route services represent an essential means of transportation for individuals who have minimal to no other forms of travel.

With the opening of the new City of Amarillo Multimodal Terminal and the designation of ACT as a large urban system following the 2020 Decennial Census, ACT is poised to tackle numerous challenges on the horizon. As we confront these challenges, including ongoing staff shortages, instabilities in federal and state funding, the need to increase ridership, passenger miles, revenue miles, and the pursuit of additional revenue streams, we do so

with a clear understanding of the path forward. This journey emphasizes an increased reliance on support from our city and stakeholders alike.

Despite the lower ridership compared to previous years, the fact that fixed route operations are still running on a modified Saturday schedule for FY 22/23 suggests a positive trend. We remain confident that our commitment to service excellence, and future investments in software solutions to enhance service delivery will lead to continued growth in ridership.

Fixed Route Operations					
<i>Performance Measures/Indicators:</i>					
Indicator	Measure	Target	2022/23 Actual	2023/24 Estimated	2024/25 Projected
Annual Ridership	Passengers per fiscal year	190,000	179,744	195,000	200,000
On-Time performance	Percent of trips within On-Time 0 minutes early - 5 minutes late at time points	92%	93%	97%	98%
Fare recovery ratio	The fare paid vs. cost to provide service	3%	4%	5%	5%

ACT resumed charging fares in FY 22/23

**ACT-Connect Americans with Disabilities Required Service
2024/25 Budget — \$1,428,176 of Budget**

ACT-Connect’s primary goal is to improve mobility for seniors and individuals with disabilities by eliminating barriers to transportation. ACT-Connect is our paratransit service that provides essential trips for many customers’ mobility needs, connecting them to jobs, medical appointments, and other daily commitments. Our eligibility screening process determines whether an applicant can use a fixed route for some or all their trips. Applicants who have a disability but are not prevented from using fixed-route are not eligible for ACT-Connect service.

Partnerships Panhandle Independent Living Center (PILC) and Area Agencies on Aging (AAA), continue to be a great benefit to our community providing financial trip assistance for those who qualify.

Connect Operations					
<i>Performance Measures/Indicators:</i>					
Indicator	Measure	Target	2022/23 Actual	2023/24 Estimated	2024/25 Projected
Annual Ridership	Passengers per fiscal year	50,000	45,571	51,000	53,000
Passenger per revenue hour	Passengers per revenue hour	2.4	2.3	2.4	2.5
On-Time performance	Percent of trips picked up/ dropped off within the 25-minute pick up window	92%	95%	97%	97%

**Fleet Maintenance and Repair
2024/25 Budget — \$1,298,342 of Budget**

The ACT Fleet Maintenance program is divided into two primary components: Utilities staff and Maintenance. Utilities staff are responsible for ensuring the cleanliness of our fleet, staff support cars, amenities, and facilities. On the other hand, the Maintenance team is tasked with conducting routine preventive maintenance and addressing minor and major repairs to our fleet. Our program utilizes a proactive approach to preventive maintenance, closely adhering to the recommendations of vehicle manufacturers to extend the lifespan of our assets and improve the reliability of public transit for the community. Together both teams efforts contribute to the safety and well-being of both our staff and passengers.

Fleet Maintenance and Repair					
<i>Performance Measures/Indicators:</i>					
Indicator	Measure	Target	2022/23 Actual	2023/24 Estimated	2024/25 Projected
Daily cleaning	Percent of Fleet Cleaned Daily	100%	99%	99%	99%
Service Reliability**	Mean Distance between Road Calls Fixed Route	6,359	11,847	12,000	12,000
	Mean Distance between Road Calls Connect Service	3,451	20,670	20,000	20,000
Preventative Maintenance	PM Service Completed within 500 miles of scheduled service	95%	95%	96%	98%

** New vehicles reduce the distance between road calls. Also, a requirement of the Safety Plan.

Management and Administration
2024/25 Budget — \$779,005 of Budget

Includes transit management, an accountant III, 2 transit planners of which one is split with the MPO, an administrative assistant, and the safety and training program.

Safety						
<i>Performance Measures/Indicators:</i>						
Indicator	Measure	Target*	Mode	2022/23 Actual	2023/24 Estimated	2024/25 Projected
Fatalities	Per 1,000,000 miles	0	Fixed Route	0	0	0
		0	Connect	0	0	0
Injuries	Serious or Not Serious Injury to a Person	9	Fixed Route	6	4	4
		1	Connect	12	1	1
Events	Any Accident, Incident, or Occurrence	18	Fixed Route	30	15	15
		7	Connect	28	7	7

*Targets are based on a 5-year average

Customer Service					
<i>Performance Measures/Indicators:</i>					
Indicator	Measure	Target	2022/23 Actual	2023/24 Estimated	2024/25 Projected
Complaints	Complaints per 10,000 passengers	Less than 1.6	2.71	2.0	2.0
Customer Service Response	24-hour acknowledgment of a complaint	97%	94%	95%	95%

ACT follows the Transit Asset Management Plan to comply with federal requirements for managing assets in a State of Good Repair.

Transit Asset Management					
<i>Performance Measures/Indicators:</i>					
Indicator	Measure	Target	2022/23 Actual	2023/24 Estimated	2024/25 Projected
Revenue vehicle	The % of revenue vehicles that exceed the useful life.	3.57%	10.00%	3.57%	3.57%
Non-revenue vehicles: supervisor cars and shop trucks	The % of non-revenue service vehicles that exceed the useful life.	30.00%	36.36%	30.00%	30.00%
Facilities: transit office/maintenance, transfer terminal, bus wash	The % of facilities (by group) that are rated less than 3.0 on the Transit Economic Requirements Model (TERM) Scale.	0.00%	33.33%	0.00%	0.00%

2024/25 Expenditures by Funding Source

Federal	75% of budget
State	9% of budget
Passenger Fees	1% of budget
Other Operating Revenue	2% of budget
General Fund	13% of budget

Total Transit Department Budget 2024/2025: \$6,491,710

City of Amarillo 2024 Department Request by Business Unit

1761 - Transit Fixed Route



Description	2021 Actual	2022 Actual	2023 Budget	2023 Revised Estimate	2024 Dept Request	Dept Request Variance
Revenues						
1761 - Transit Fixed Route						
Other Governmental Revenues						
32825 - TxDOT Assistance	290,625	347,991	395,699	356,129	343,604	-52,095
32830 - Transit Oper/Cap Assista	1,838,580	1,286,073	1,382,483	1,878,231	2,002,494	620,011
32800 - Other Governmental Revenues	2,129,205	1,634,064	1,778,182	2,234,360	2,346,098	567,916
Operating Revenues						
33610 - Passenger Fees	—	78,405	151,675	74,614	78,345	-73,330
33640 - Miscellaneous Bus Reven	552	25,177	—	33,568	35,246	35,246
33600 - Operating Revenues	552	103,581	151,675	108,182	113,591	-38,084
Administrative Charges						
37410 - Miscellaneous Revenue	—	3,509	—	750	—	—
37460 - Gn/Lss on Prop Disposal	2,753	—	—	—	—	—
37200 - Administrative Charges	2,753	3,509	—	750	—	—
1761 - Transit Fixed Route	2,132,510	1,741,154	1,929,857	2,343,292	2,459,689	529,832
Total Revenues	2,132,510	1,741,154	1,929,857	2,343,292	2,459,689	529,832

Expenditures

1761 - Transit Fixed Route

Personal Services

41100 - Salaries and Wages	950,737	1,017,369	1,342,473	1,070,547	1,245,289	-97,184
41300 - Incentive	31,215	31,799	32,400	22,772	42,000	9,600
41620 - Unscheduled	235,655	256,831	100,063	236,383	100,063	—
41820 - Health Insurance	266,978	285,724	339,756	286,500	377,364	37,608
42300 - State Unemployment	1,907	1,963	3,068	1,868	2,516	-552
42400 - Workers Compensation	103,465	113,020	134,533	134,533	134,533	—
42550 - Communications Allowance	—	—	—	—	—	—
41900 - Life	685	676	1,394	665	1,394	—
42010 - Social Security - Medicare	16,943	18,171	19,942	18,440	18,665	-1,277
42020 - Social Security - OASDI	70,965	75,496	85,239	77,549	79,812	-5,427
42110 - TMRS	144,540	152,487	204,862	183,940	193,606	-11,256
42115 - OPEB Funding	29,402	31,269	33,411	31,563	31,282	-2,129
41000 - Personal Services	1,852,491	1,984,807	2,297,141	2,064,760	2,226,524	-70,617

Supplies

51110 - Office Expense	176	187	—	—	—	—
51200 - Operating	8,731	3,655	53,053	7,274	7,382	-45,671
51300 - Clothing and Linen	13,488	14,279	16,037	16,037	16,037	—

City of Amarillo 2024 Department Request by Business Unit

1761 - Transit Fixed Route



Description	2021 Actual	2022 Actual	2023 Budget	2023 Revised Estimate	2024 Dept Request	Dept Request Variance
51700 - Education	277	1,317	—	—	—	—
51800 - Fuel & Oil	218,620	246,531	244,858	303,800	312,914	68,056
51850 - Minor Tools	22	—	—	—	—	—
52050 - Auto Parts	836	—	—	—	—	—
52110 - Tires and Tubes Buses	39,279	—	40,000	—	40,000	—
52120 - Tires and Tubes Other	26,618	34,459	18,000	53,282	54,080	36,080
53100 - Natural Gas	10,929	14,978	16,565	11,896	12,253	-4,312
53150 - Electricity	20,839	28,182	31,027	19,472	31,958	931
53200 - Water and Sewer	1,011	1,157	1,260	1,458	1,500	240
51000 - Supplies	340,828	344,745	420,800	413,219	476,124	55,324
Contractual Services						
61200 - Postage	97	444	—	—	—	—
61410 - Tuition	1,325	—	—	—	—	—
62000 - Professional	2,000	—	—	—	—	—
63210 - Armored Car Service	—	4,949	4,275	3,557	—	-4,275
67320 - Extermination	—	—	—	—	—	—
69300 - Leased Computer Software	4,650	—	—	—	—	—
60000 - Contractual Services	8,072	5,393	4,275	3,557	—	-4,275
Other Charges						
71100 - Insurance and Bonds	92,506	110,935	94,040	94,040	140,106	46,066
75100 - Travel	18	2,845	3,000	3,000	3,000	—
77450 - Administrative Other	108,185	105,958	124,297	119,477	144,657	20,360
77610 - Information Technology - City	25,027	26,779	28,118	27,449	29,243	1,125
78210 - Cash Over/Short	—	-86	—	—	—	—
78230 - Loss on Bad Debt	—	187	—	—	—	—
70000 - Other Charges	225,736	246,618	249,455	243,966	317,006	67,551
1761 - Transit Fixed Route	2,427,127	2,581,562	2,971,671	2,725,502	3,019,654	47,983
Total Expenditures	2,427,127	2,581,562	2,971,671	2,725,502	3,019,654	47,983

2024-25 Employee Distribution by Position

Entity	1761 - Transit Fixed Route
Scenario	Dept Req
Year	2024
Currency	USD

Code & Description	Count
MGT535--TRANSIT OPERATIONS SUPERVISOR	1.0
MGT245--DISPATCHER/ROUTE SUPERVISOR	1.0
CLR535--DISPATCHER	1.0
TRD530--BUS DRIVER	31.0
Total	34.0

New Positions

Code and Description	Count	Pay Grade	Estimated Cost
-----------------------------	--------------	------------------	-----------------------

Eliminations

Code and Description	Count	Pay Grade	Estimated Cost
-----------------------------	--------------	------------------	-----------------------

City of Amarillo 2024 Department Request by Business Unit

1762 - Transit Demand Response



Description	2021 Actual	2022 Actual	2023 Budget	2023 Revised Estimate	2024 Dept Request	Dept Request Variance
Revenues						
1762 - Transit Demand Response						
Other Governmental Revenues						
32825 - TxDOT Assistance	144,567	95,082	—	—	—	—
32830 - Transit Oper/Cap Assista	680,787	414,018	763,133	1,036,787	1,105,380	342,247
32800 - Other Governmental Revenues	825,354	509,100	763,133	1,036,787	1,105,380	342,247
Operating Revenues						
33610 - Passenger Fees	64	31,386	71,827	36,928	38,774	-33,053
33615 - Organization-Paid Fares	112,841	254,584	72,000	182,012	191,112	119,112
33620 - Demand Response Fee	—	12,724	13,795	36,082	37,886	24,091
33600 - Operating Revenues	112,905	298,694	157,622	255,022	267,772	110,150
1762 - Transit Demand Response	938,259	807,794	920,755	1,291,809	1,373,152	452,397
Total Revenues	938,259	807,794	920,755	1,291,809	1,373,152	452,397

Expenditures

1762 - Transit Demand Response

Personal Services

41100 - Salaries and Wages	345,234	370,402	595,153	492,536	578,468	-16,685
41300 - Incentive	10,742	9,914	13,800	6,395	14,400	600
41620 - Unscheduled	77,168	95,070	75,559	103,934	75,559	—
41820 - Health Insurance	93,698	98,451	121,224	128,652	150,912	29,688
42300 - State Unemployment	574	701	1,324	1,148	1,184	-140
42400 - Workers Compensation	36,870	41,279	67,748	67,748	67,748	—
42550 - Communications Allowance	—	—	—	—	—	—
41900 - Life	253	273	656	358	656	—
42010 - Social Security - Medicare	6,070	6,688	8,830	8,404	8,594	-236
42020 - Social Security - OASDI	25,954	28,598	37,759	35,934	36,759	-1,000
42110 - TMRS	51,898	56,333	90,736	84,388	89,168	-1,568
42115 - OPEB Funding	10,525	11,552	14,794	14,608	14,408	-386
41000 - Personal Services	658,987	719,261	1,027,583	944,105	1,037,856	10,273

Supplies

51110 - Office Expense	131	—	—	—	—	—
51200 - Operating	553	142	-14,004	113	-14,004	—
51300 - Clothing and Linen	7,376	6,497	7,596	7,596	7,596	—
51800 - Fuel & Oil	215,860	216,311	237,017	279,720	288,112	51,095
51850 - Minor Tools	—	16	—	—	—	—
52050 - Auto Parts	—	95	—	—	—	—
52110 - Tires and Tubes Buses	—	—	—	—	—	—
52120 - Tires and Tubes Other	9,068	14,974	24,957	24,957	24,957	—
51000 - Supplies	232,988	238,036	255,566	312,386	306,661	51,095

**City of Amarillo 2024 Department Request by
Business Unit
1762 - Transit Demand Response**



Description	2021 Actual	2022 Actual	2023 Budget	2023 Revised Estimate	2024 Dept Request	Dept Request Variance
Contractual Services						
61200 - Postage	2,774	2,188	—	2,778	—	—
62000 - Professional	—	—	6,080	—	6,080	—
62030 - Vehicle Towing Expense	608	—	—	—	—	—
68620 - Computer Equipment	33,155	39,266	34,125	34,125	34,125	—
69300 - Leased Computer Software	—	—	4,000	—	4,000	—
60000 - Contractual Services	36,537	41,454	44,205	36,903	44,205	—
Other Charges						
71100 - Insurance and Bonds	40,093	42,174	31,407	31,407	57,991	26,584
74000 - Printing and Binding	—	—	5,075	—	5,075	—
75100 - Travel	—	—	1,000	—	1,000	—
77450 - Administrative Other	38,485	38,289	53,193	53,193	64,872	11,679
77610 - Information Technology - City	13,968	14,947	15,694	15,320	16,322	628
70000 - Other Charges	92,546	95,410	106,369	99,920	145,260	38,891
1762 - Transit Demand Response	1,021,058	1,094,161	1,433,723	1,393,314	1,533,982	100,259
Total Expenditures	1,021,058	1,094,161	1,433,723	1,393,314	1,533,982	100,259

2024-25 Employee Distribution by Position

Entity	1762 - Transit Demand Response
Scenario	Dept Req
Year	2024
Currency	USD

Code & Description	Count
TRD535--VAN OPERATOR	13.0
MGT245--DISPATCHER/ROUTE SUPERVISOR	3.0
Total	16.0

New Positions

Code and Description	Count	Pay Grade	Estimated Cost
-----------------------------	--------------	------------------	-----------------------

Eliminations

Code and Description	Count	Pay Grade	Estimated Cost
-----------------------------	--------------	------------------	-----------------------

City of Amarillo 2024 Department Request by Business Unit

1763 - Transit Maintenance



Description	2021 Actual	2022 Actual	2023 Budget	2023 Revised Estimate	2024 Dept Request	Dept Request Variance
Revenues						
1763 - Transit Maintenance						
Other Governmental Revenues						
32825 - TxDOT Assistance	4,927	6,396	7,516	6,764	6,257	-1,259
32830 - Transit Oper/Cap Assista	712,302	805,474	847,886	1,151,932	1,228,143	380,257
32800 - Other Governmental Revenues	717,229	811,870	855,402	1,158,696	1,234,400	378,998
1763 - Transit Maintenance	717,229	811,870	855,402	1,158,696	1,234,400	378,998
Total Revenues	717,229	811,870	855,402	1,158,696	1,234,400	378,998
Expenditures						
1763 - Transit Maintenance						
Personal Services						
41100 - Salaries and Wages	281,111	316,903	407,263	343,956	408,349	1,086
41300 - Incentive	7,875	8,914	9,000	5,997	10,200	1,200
41620 - Unscheduled	40,401	28,218	33,780	25,781	33,780	—
41820 - Health Insurance	81,353	103,769	112,536	90,000	106,284	-6,252
42300 - State Unemployment	558	514	1,019	592	814	-205
42400 - Workers Compensation	28,156	32,140	43,085	43,085	43,085	—
42550 - Communications Allowance	—	—	—	—	—	—
42540 - Tool Allowance	6,475	7,112	9,000	7,539	9,000	—
41900 - Life	218	219	451	227	451	—
42010 - Social Security - Medicare	4,671	4,959	6,165	5,284	6,198	33
42020 - Social Security - OASDI	19,975	21,203	26,367	22,592	26,507	140
42110 - TMRS	40,060	42,796	63,364	52,593	64,304	940
42115 - OPEB Funding	8,161	8,776	10,335	8,982	10,389	54
41000 - Personal Services	519,014	575,522	722,365	606,628	719,361	-3,004
Supplies						
51110 - Office Expense	4,299	2,505	4,000	4,000	4,000	—
51200 - Operating	37,677	32,921	—	24,486	—	—
51250 - Janitor	15,807	11,226	4,500	11,307	4,500	—
51300 - Clothing and Linen	3,403	2,303	324	1,340	324	—
51700 - Education	—	41	1,041	1,041	1,041	—
51800 - Fuel & Oil	15,380	15,735	14,149	20,910	21,537	7,388
51850 - Minor Tools	4,547	9,256	—	4,122	—	—
52050 - Auto Parts	137,422	259,643	270,000	259,721	270,000	—
52120 - Tires and Tubes Other	5,069	3,316	—	550	—	—
51000 - Supplies	223,605	336,946	294,014	327,477	301,402	7,388
Contractual Services						
62010 - Service Agreements	—	3,974	4,000	5,853	4,000	—
62030 - Vehicle Towing Expense	392	828	1,000	1,000	1,000	—
67320 - Extermination	2,754	3,297	2,000	2,000	2,000	—
68110 - R & M Building Rent Aba	—	1,547	18,325	2,977	18,325	—
69300 - Leased Computer Software	—	—	—	—	—	—
60000 - Contractual Services	3,146	9,646	25,325	11,830	25,325	—

**City of Amarillo 2024 Department Request by
Business Unit
1763 - Transit Maintenance**



Description	2021 Actual	2022 Actual	2023 Budget	2023 Revised Estimate	2024 Dept Request	Dept Request Variance
Other Charges						
71100 - Insurance and Bonds	5,085	6,400	5,291	5,291	4,476	-815
75100 - Travel	—	2,419	—	—	—	—
77450 - Administrative Other	30,310	30,704	38,920	25,243	46,588	7,668
77610 - Information Technology - City	8,323	10,702	9,351	9,129	9,725	374
70000 - Other Charges	43,718	50,226	53,562	39,663	60,789	7,227
Capital Outlay						
84100 - Auto-Rolling Stock & Equ	3,895	25,050	—	44,863	—	—
80000 - Capital Outlay	3,895	25,050	—	44,863	—	—
Inter Reimbursements						
90195 - Warranty Reimbursements	-280	—	—	—	—	—
90190 - Payroll Reimbursements	-280	—	—	—	—	—
1763 - Transit Maintenance	793,098	997,390	1,095,266	1,030,461	1,106,877	11,611
Total Expenditures	793,098	997,390	1,095,266	1,030,461	1,106,877	11,611

2024-25 Employee Distribution by Position

Entity	1763 - Transit Maintenance
Scenario	Dept Req
Year	2024
Currency	USD

Code & Description	Count
TRD047--CUSTODIAN II	1.0
TRD608--FLEET SUPERVISOR I	1.0
TRD610--FLEET SUPERVISOR II	1.0
TRD920--MECHANIC APPRENTICE	2.0
TRD921--MECHANIC I	1.0
TRD922--MECHANIC II	1.0
TRD930--UTILITY WORKER	4.0
Total	11.0

New Positions

Code and Description	Count	Pay Grade	Estimated Cost
-----------------------------	--------------	------------------	-----------------------

Eliminations

Code and Description	Count	Pay Grade	Estimated Cost
-----------------------------	--------------	------------------	-----------------------

City of Amarillo 2024 Department Request by Business Unit 1764 - Transit Administration



Description	2021 Actual	2022 Actual	2023 Budget	2023 Revised Estimate	2024 Dept Request	Dept Request Variance
Revenues						
1764 - Transit Administration						
Other Governmental Revenues						
32825 - TxDOT Assistance	78,106	68,756	115,011	103,510	99,869	-15,142
32830 - Transit Oper/Cap Assista	426,454	290,141	403,006	547,521	583,745	180,739
32800 - Other Governmental Revenues	504,560	358,897	518,017	651,031	683,614	165,597
1764 - Transit Administration	504,560	358,897	518,017	651,031	683,614	165,597
Total Revenues	504,560	358,897	518,017	651,031	683,614	165,597
Expenditures						
1764 - Transit Administration						
Personal Services						
41100 - Salaries and Wages	314,564	306,239	475,705	359,681	472,732	-2,973
41300 - Incentive	1,776	685	3,000	1,192	2,400	-600
41620 - Unscheduled	13,195	5,836	—	4,119	—	—
41820 - Health Insurance	52,329	49,384	81,468	61,644	88,008	6,540
42300 - State Unemployment	292	268	811	466	592	-219
42400 - Workers Compensation	—	—	3,163	3,163	3,163	—
42510 - Car Allowance	3,123	2,893	3,000	2,888	3,000	—
42550 - Communications Allowance	2,314	2,314	2,400	2,311	2,400	—
42540 - Tool Allowance	—	—	—	—	—	—
41900 - Life	130	115	328	139	328	—
42010 - Social Security - Medicare	4,630	4,415	7,019	5,112	6,968	-51
42020 - Social Security - OASDI	19,799	18,879	30,015	21,857	29,791	-224
42110 - TMRS	40,066	37,679	72,131	51,845	72,271	140
42115 - OPEB Funding	8,140	7,727	11,764	8,992	11,678	-86
41000 - Personal Services	460,360	436,434	690,804	523,409	693,331	2,527
Supplies						
51110 - Office Expense	16,407	14,085	18,900	18,900	18,900	—
51115 - Employee Recognition Program	1,068	315	1,100	1,100	1,100	—
51120 - Safety Program	110	1,435	6,600	405	6,600	—
51200 - Operating	2,671	7,406	—	11,623	—	—
51250 - Janitor	64	—	—	—	—	—
51350 - Chemical and Medical	1,092	1,134	100	1,169	100	—
51700 - Education	1,628	2,143	6,000	60	6,000	—
51000 - Supplies	23,040	26,518	32,700	33,257	32,700	—
Contractual Services						
61200 - Postage	19	44	1,200	101	1,200	—
61300 - Advertising	—	7,141	8,392	—	8,392	—
61400 - Dues	—	—	—	—	—	—
61410 - Tuition	5,581	—	—	—	—	—
62000 - Professional	—	—	—	—	—	—
63210 - Armored Car Service	—	—	4,799	—	—	-4,799
68620 - Computer Equipment	6,891	4,188	12,179	—	7,179	-5,000
60000 - Contractual Services	12,490	11,373	26,570	101	16,771	-9,799

City of Amarillo 2024 Department Request by Business Unit 1764 - Transit Administration



Description	2021 Actual	2022 Actual	2023 Budget	2023 Revised Estimate	2024 Dept Request	Dept Request Variance
Other Charges						
74000 - Printing and Binding	627	2,965	1,000	5,911	1,000	—
71100 - Insurance and Bonds	28,016	31,409	3,527	3,527	3,837	310
75100 - Travel	1,742	10,838	5,001	10,237	10,001	5,000
77450 - Administrative Other	26,885	23,077	41,327	23,008	49,939	8,612
77610 - Information Technology - City	16,721	21,628	22,710	20,301	23,618	908
70000 - Other Charges	73,991	89,917	73,565	62,984	88,395	14,830
1764 - Transit Administration	569,881	564,241	823,639	619,751	831,197	7,558
Total Expenditures	569,881	564,241	823,639	619,751	831,197	7,558

2024-25 Employee Distribution by Position

Entity	1764 - Transit Administration
Scenario	Dept Req
Year	2024
Currency	USD

Code & Description	Count
ADM530--TRANSIT MANAGER	1.0
ADM531--ASSISTANT TRANSIT DIRECTOR	1.0
CLR941--ADMINISTRATIVE TECHNICIAN	1.0
MGT245--DISPATCHER/ROUTE SUPERVISOR	1.0
MGT535--TRANSIT OPERATIONS SUPERVISOR	1.0
PRF128--ACCOUNTANT III	1.0
PRF902--PLANNER I	2.0
Total	8.0

New Positions

Code and Description	Count	Pay Grade	Estimated Cost
-----------------------------	--------------	------------------	-----------------------

Eliminations

Code and Description	Count	Pay Grade	Estimated Cost
-----------------------------	--------------	------------------	-----------------------

Budget Comparison

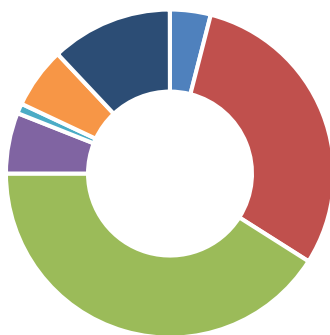
	2022/23 Actual	2023/24 Budget	2023 Revised Estimate	2024/25 Budgeted
Personal Services	4,996,022	6,132,853	5,660,168	5,921,323
Supplies	253,209	318,274	311,470	317,951
Contractual Services	5,161,690	5,914,060	5,763,658	6,015,057
Other Charges	55,452	59,282	56,907	58,260
Inter Reimbursements	(419,582)	(541,267)	(494,255)	(541,267)
Total Expenses	\$ 10,046,791	\$ 11,883,202	\$ 11,297,948	\$ 11,771,324

Total Departmental Revenues	\$ 7,559	\$ 13,250	\$ 13,450	\$ 13,250
------------------------------------	-----------------	------------------	------------------	------------------

Total Covered through General Revenues	\$ 10,039,232	\$ 11,869,952	\$ 11,284,498	\$ 11,758,074
---	----------------------	----------------------	----------------------	----------------------

Approved Positions

	2022/23 Actual	2023/24 Budget	2024/25 Budgeted
Full-time	90.0	87.0	85.0
Part-time	4.0	4.0	4.0
Total	94.0	91.0	89.0



- Street Division Administration/Support
- Pavement Preservation Program
- Pavement Maintenance and Repair Program
- Winter Weather Operations
- Street Structure Maintenance/Repair Program
- Street Utility Cuts
- Unpaved Streets/Alleys Maintenance

Mission

The City of Amarillo Street Division is committed to delivering safe, clean, and well-maintained streets and alleys to the community, aligning with the pillars of the City Council. We achieve this by implementing best practices, fostering collaboration, and prioritizing fiscal responsibility. Our focus on efficient communication, strategic planning, and innovative technology ensures cost-effective solutions while providing exceptional customer service. We are dedicated to enhancing the quality of life for Amarillo residents through proactive maintenance and responsive support.

Goals & Objectives

The Street Department currently maintains 1,059.45 centerline miles of streets and 517.87 miles of alleys. Over the past five years, the number of miles of streets has increased by 22.30 miles, and the number of miles of alleys has increased by 11.44 miles. Managing an aging and growing transportation system of this magnitude requires the utilization of best practices, fiscal responsibility, and an array of effective maintenance and pavement preservation programs.

A pavement condition assessment, a best practice according to the American Public Works Association, was completed in 2017. The existing pavement condition of the city’s entire street network was evaluated, and the Pavement Condition Index (PCI) was calculated to be 71. A PCI is a numerical index between 0 and 100 which is used to indicate the general condition of a pavement. Over the past five years, several Prop 1 bond-funded street maintenance projects have been completed. In FY 2022/23, the Department conducted another pavement assessment to determine the overall change in pavement condition of the street network and evaluate the effectiveness of the current street maintenance programs. In 2023, the PCI of the city’s entire street network was calculated to be 76, which is considered by ASTM Standards to be a “Satisfactory” condition. In addition to the street network, the Department also conducted an initial assessment of the city’s paved alley network. The PCI of the alley network was calculated to be 52, which is considered by ASTM Standards to be a “Poor” condition.

Programs of the Street Department

Administration/Support

2024/25 Budget – \$470,853 of Budget

Management of the multi-faceted street and alley maintenance operation is achieved by the Street Superintendent and Assistant Street Superintendent and a four-person office staff. The Street Department delivers cost-effective programs aimed at providing the public with a safe, well-maintained transportation network.

<i>Performance Measures:</i>	2022/23 Actual	2023/24 Estimated	2024/25 Projected
Service Requests Received per Year	1,489	1,500	1,500
Service Requests Completed per Year	1,504	1,500	1,500
Average days to resolve service request from receipt of service request*	56	50	45

*Length of service is impacted by weather conditions

Pavement Preservation Program

2024/25 Budget – \$3,531,397 of Budget

The Street Department utilizes an extensive assortment of preventative maintenance programs to preserve the city’s transportation infrastructure. Sealcoating, crack sealing, and fog sealing (alleys) are performed in-house, while asphalt overlay, micro-surfacing, scrub sealing, cape sealing, and high-density mineral bond are outsourced to local contractors.

<i>Performance Measures/Indicators:</i>	2022/23 Actual	2023/24 Estimated	2024/25 Projected
Lane miles of residential streets seal coated (10-year cycle = 178.7 lane miles annually)	6.9	100	125
Lane miles of paved streets crack sealed (10-year cycle = 243.5 lane miles annually)	6.3	13.6	100
Miles of paved alleys sealed (6-year cycle = 37.98 miles annually)	0	7.5	15

Pavement Maintenance and Repair Program

2024/25 Budget – \$4,826,243 of Budget

General pavement maintenance and repairs are performed to prolong the life of our streets and alleys. Asphalt repairs are categorized by size and complexity: potholes, minor, and major. This program also includes brick and concrete street repairs, pavement shouldering, and sweeping. Due to traffic volume and speed, pavement repairs performed in-house by Street Department employees are prioritized in the following order to ensure the safety of the traveling public: arterial streets, residential streets, and alleys. Arterial reconstruction is outsourced to local contractors.

<i>Workload Indicators:</i>	2022/23 Actual	2023/24 Estimated	2024/25 Projected
Number of Potholes Repaired in Paved Street (Average Size = 3’ X 3’)	2,853	3,000	3,000
Number of Potholes Repaired in Paved Alley (Average Size = 3’ X 3’)	3,106	3,600	3,600
Number of Minor Asphalt Repairs Completed in Streets (Avg Size = 10’ X 15’)	373	625	550
Number Of Minor Asphalt Repairs Completed in Alleys (Avg Size = 10’ X 15’)	1,357	1,100	1,200
Lane Miles Of Major Asphalt Repairs Completed in Streets	2.6	3.5	4.0
Miles of Major Asphalt Repairs Completed in Alleys	2.0	2.25	2.5
Gutter Miles Of Residential Streets Swept	10,228	16,500	16,500

Performance Measures:	2022/23 Actual	2023/24 Estimated	2024/25 Projected
Average Days to Repair Pothole in Street from Receipt of Service Request	4.8	7.5	7.5
Average Days to Repair Pothole in Alley from Receipt of Service Request	45.9	25	25
Average Days to Repair Minor Asphalt Failure in Street from Receipt of Service Request	24.9	83	25
Average Days to Repair Minor Asphalt Failure in Alley from Receipt of Service Request	173	196	150
Average Days to Repair Major Asphalt Failure in Street from Receipt of Service Request	219	248	225
Average Days to Repair Major Asphalt Failure in Alley from Receipt of Service Request	352	400	350
Average Days to Sweep Paved Street from Receipt of Service Request	27	20	10

**Winter Weather Operations
2024/25 Budget – \$706,279 of Budget**

This program provides for safe roadways during winter weather events. The division performs snow/ice control on arterial and collector streets, overpasses, etc.

Workload Indicators:	2022/23 Actual	2023/24 Estimated	2024/25 Projected
Tons of De-Icing Materials (Salt/Sand) Applied	1,532	900	1,600
Snow Removal (Number of Lane Miles)	0	85	1,200

**Street Structure Maintenance and Repair
2024/25 Budget – \$117,713 of Budget**

Various street-related structures, such as crash attenuators, guard rails, speed bumps, ADA ramps, etc. are essential safety components for motorists and pedestrians traveling throughout the city’s transportation system.

Workload Indicators:	2022/23 Actual	2023/24 Estimated	2024/25 Projected
Number of Speed Bumps Installed	0	0	14
Linear Feet of Guardrail Repaired	175	900	250

Performance Measures:	2022/23 Actual	2023/24 Estimated	2024/25 Projected
Average Days to Install Speed Bump from Receipt of Installation Order from Traffic Engineering*	0	0	10
Average Days to Repair Guardrail from Receipt of Service Request	116	180	90

*There is not a dedicated repair/installation crew. It is based on availability of personnel, materials, and severity.

Street Utility Cuts

2024/25 Budget – \$706,279 of Budget

Effective pavement cut restoration is a key element of our long-term transportation infrastructure maintenance plan, as well as a best practice according to the American Public Works Association. This program administers a permit process for all utility excavations within the city right-of-way for service line installation or maintenance. Utility cut surface repairs for permit holders are also provided, at a fee.

<i>Workload Indicators:</i>	2022/23 Actual	2023/24 Estimated	2024/25 Projected
Total Number of Utility Cut Permits Issued	1,229	1,375	1,450
Number of Utility Cut Permits Issued to City Departments	519	620	655
Number of Utility Cut Permits issued to Outside Agencies	710	755	795

<i>Performance Measures:</i>	2022/23 Actual	2023/24 Estimated	2024/25 Projected
Average Days to Complete Utility Cut Repairs (Surface Repaired by City) from Issuance of Permit*	28	25	20

*Includes the time it takes a utility contractor to complete work.

Unpaved Streets/Alleys Maintenance

2024/25 Budget – \$1,412,559 of Budget

This program effectively maintains the unpaved streets and alleys within our transportation system.

<i>Workload Indicators:</i>	2022/23 Actual	2023/24 Estimated	2024/25 Projected
Miles of Unpaved Streets Repaired Annually (83 Total Miles of Unpaved Streets)	29	30	30
Miles of Unpaved Alleys Repaired Annually (279 Total Miles of Unpaved Alleys)	35	35	35

<i>Performance Measures:</i>	2022/23 Actual	2023/24 Estimated	2024/25 Projected
Average Days to Repair Unpaved Alley from Receipt of Service Request	32	15	20

Total Street 2024/25 Budget — \$11,771,324

City of Amarillo 2024 Department Request by Business Unit

1420 - Street Department



Description	2021 Actual	2022 Actual	2023 Budget	2023 Revised Estimate	2024 Dept Request	Dept Request Variance
Revenues						
1420 - Street Department						
Miscellaneous Revenue						
37410 - Miscellaneous Revenue	—	—	—	—	—	—
37435 - Sale of Scrap	127	488	250	450	250	—
37445 - Sales to Outside Utiliti	7,880	7,071	13,000	13,000	13,000	—
37400 - Miscellaneous Revenue	8,007	7,559	13,250	13,450	13,250	—
1420 - Street Department	8,007	7,559	13,250	13,450	13,250	—
Total Revenues	8,007	7,559	13,250	13,450	13,250	—

Expenditures

1420 - Street Department						
Personal Services						
41100 - Salaries and Wages	2,311,292	3,008,365	3,821,775	3,316,243	3,648,327	(173,448)
41300 - Incentive	11,076	9,654	13,200	6,242	12,000	(1,200)
41820 - Health Insurance	692,532	821,417	964,404	830,939	969,102	4,698
42300 - State Unemployment	3,686	4,360	7,771	5,106	6,586	(1,185)
42400 - Workers Compensation	121,382	157,261	324,432	324,432	324,432	—
42510 - Car Allowance	—	—	—	—	3,000	3,000
42550 - Communications Allowance	2,407	6,864	8,400	7,880	8,400	—
41900 - Life	1,702	1,889	3,690	1,879	3,485	(205)
42010 - Social Security - Medicare	34,827	45,513	55,727	50,140	53,240	(2,487)
42020 - Social Security - OASDI	148,915	194,608	235,741	214,391	223,673	(12,068)
42110 - TMRS	303,626	391,022	566,528	511,106	542,604	(23,924)
42115 - OPEB Funding	61,702	80,184	92,385	84,882	87,674	(4,711)
41620 - Unscheduled	214,413	274,884	38,800	306,928	38,800	—
41000 - Personal Services	3,907,559	4,996,022	6,132,853	5,660,168	5,921,323	(211,530)
Supplies						
51110 - Office Expense	13,245	3,800	4,800	4,800	4,800	-
51115 - Employee Recognition Program	1,018	3,004	3,800	3,800	3,800	-
51120 - Safety Program	1,507	3,892	2,500	2,500	2,500	-
51200 - Operating	142,689	89,561	129,825	118,800	129,825	-
51250 - Janitor	820	3,026	1,261	1,500	1,261	-
51300 - Clothing and Linen	17,682	19,463	15,910	25,000	15,910	-
51350 - Chemical and Medical	36	15,038	27,000	20,000	27,000	-
51800 - Fuel & Oil	13,157	2,387	2,004	5,000	3,184	1,180
51850 - Minor Tools	3,718	5,829	2,800	5,200	2,800	-
51950 - Minor Office Equipment	839	-	-	-	-	-
52050 - Auto Parts	12,180	25,288	32,001	38,000	32,001	-
52120 - Tires and Tubes Other	135	404	435	3,500	435	-
52050.LABOR - Auto Parts Labor	-	-	4,462	3,500	4,462	-
53100 - Natural Gas	68,507	63,129	71,769	67,646	69,675	(2,094)
53150 - Electricity	13,336	18,387	19,707	12,224	20,298	591
51000 - Supplies	288,871	253,209	318,274	311,470	317,951	(323)
Contractual Services						
61200 - Postage	268	323	388	325	388	-
61410 - Tuition	1,115	2,544	2,425	2,200	2,425	-

**City of Amarillo 2024 Department Request by Business Unit
1420 - Street Department**



Description	2021 Actual	2022 Actual	2023 Budget	2023 Revised Estimate	2024 Dept Request	Dept Request Variance
62000 - Professional	122,296	40,330	14,000	100,000	14,000	-
68300 - R & M - Improvements	2,282,628	2,799,103	3,499,327	3,225,000	3,499,326	-1
68610 - Office Equipment	-	-	120	120	120	-
68615 - Misc. Fuel Powered Equi	-	-	876	500	876	-
68650 - Shop Equipment	595	706	291	700	291	-
68680 - Other Equipment	2,355	34,030	5,820	10,000	5,820	-
69100 - Rental Land & Buildings	19,000	9,500	9,500	9,500	9,500	-
69210 - Rental City Equipment	1,979,576	2,197,524	2,320,313	2,320,313	2,421,311	100,998
69220 - Rental Other Equipment	144,592	77,630	61,000	95,000	61,000	-
60000 - Contractual Services	4,552,424	5,161,690	5,914,060	5,763,658	6,015,057	100,997
Other Charges						
71100 - Insurance and Bonds	51,326	44,220	56,057	56,057	55,035	-1,022
75100 - Travel	47	-13	2,840	500	2,840	-
75300 - Meals and Local	-	146	-	-	-	-
77200 - License and Permits	154	231	385	350	385	-
78230 - Loss on Bad Debt	-	10,869	-	-	-	-
70000 - Other Charges	51,526	55,452	59,282	56,907	58,260	-1,022
Capital Outlay						
84100 - Auto-Rolling Stock & Equ	-	-	-	-	-	-
80000 - Capital Outlay	-	-	-	-	-	-
Inter Reimbursements						
90030 - Municipal Garage	-15,860	-15,860	-15,860	-15,860	-15,860	-
90080 - Water Distribution	-16,233	-16,233	-16,233	-16,233	-16,233	-
90110 - Sewer System	-12,162	-12,162	-12,162	-12,162	-12,162	-
90180 - Sales to Other Department	-267,032	-375,327	-497,012	-450,000	-497,012	-
90000 - Inter Reimbursements	-311,287	-419,582	-541,267	-494,255	-541,267	-
1420 - Street Department	8,489,094	10,046,791	11,883,202	11,297,948	11,771,324	-111,878
Total Expenditures	8,489,094	10,046,791	11,883,202	11,297,948	11,771,324	-111,878

2024-25 Employee Distribution by Position

Entity	1420 - Street Department
Scenario	Dept Req
Year	2024
Currency	USD

Code and Description	Count
ADM220--STREET SUPERINTENDENT	1.0
ADM221--ASSISTANT STREET SUPER	1.0
CLR220--STREET PROGRAM COORDINATOR	1.0
CLR400--ADMINISTRATIVE ASSISTANT I	1.0
CLR405--ADMINISTRATIVE ASSISTANT II	1.0
CLR941--ADMINISTRATIVE TECHNICIAN	1.0
HRL930--UTILITY WORKER HRLY	4.0
MGT220--STREET SUPERVISOR	5.0
MGT221--STREET FOREPERSON	3.0
TEC225--TRAFFIC CONTROL SPECIALIST	1.0
TRD220--EQUIPMENT OPERATOR IV	2.0
TRD221--EQUIPMENT OPERATOR I	14.0
TRD222--CONCRETE FINISHER	1.0
TRD930--UTILITY WORKER	30.0
TRD950--EQUIPMENT OPERATOR II	14.0
TRD951--EQUIPMENT OPERATOR III	5.0
TRD960--UTILITY OPERATOR	4.0
Totals	89.0

New Positions

Code and Description	Count	Pay Grade	Estimated Cost
-----------------------------	--------------	------------------	-----------------------

Eliminations

Code and Description	Count	Pay Grade	Estimated Cost
-----------------------------	--------------	------------------	-----------------------

Budget Comparison

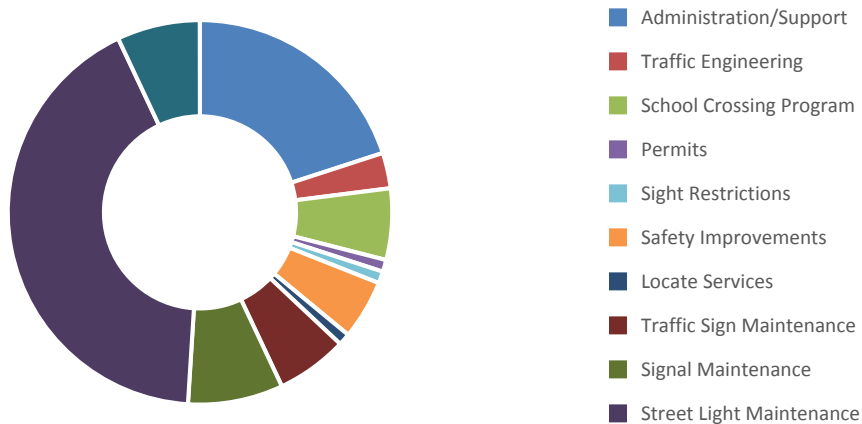
	2022/23 Actual	2023/24 Budget	2023 Revised Estimate	2024/25 Budgeted
Personal Services	\$ 1,465,113	\$ 1,908,629	\$ 1,671,836	\$ 1,763,184
Supplies	2,816,318	3,023,333	2,558,554	3,112,490
Contractual Services	915,562	784,959	1,167,770	901,370
Other Charges	115,493	42,182	50,772	82,413
Inter Reimbursements	(7,531)	(43,000)	(62,224)	(43,000)
Operating Transfers	\$ (750,000)	\$ 400,000	\$ 2,165,420	\$ —
Total Expenses	\$ 4,554,955	\$ 6,116,103	\$ 7,552,128	\$ 5,816,457

Total Departmental Revenues	\$ 358,912	\$ 257,496	\$ 427,175	\$ 361,661
------------------------------------	-------------------	-------------------	-------------------	-------------------

Total Covered through General Revenues	\$ 4,335,361	\$ 5,858,607	\$ 7,202,768	\$ 5,454,796
---	---------------------	---------------------	---------------------	---------------------

Approved Positions

	2022/23 Actual	2023/24 Budget	2024/25 Budgeted
Full-time	23.0	23.0	23.0
Part-time	44.0	44.0	44.0
Total	67.0	67.0	67.0



Mission

The Traffic Division of Amarillo is dedicated to advancing the pillars of the City Council by prioritizing safety, efficiency, and innovation in managing the flow of pedestrians, cyclist, and vehicular traffic. Our mission is to ensure the safe passage of all road users through the strategic implementation of traffic control devices and innovative technologies. By maximizing safety, quality, and reliability while minimizing travel time and inconvenience, we aim to enhance the overall efficiency of the street network. Through continuous improvements efforts, we strive to promote responsible driving behavior and reduce the frequency and severity of collisions, ultimately contributing to a safer and more accessible city for all.

Goals & Objectives

The Traffic Department monitors programs to align itself with the City of Amarillo’s pillars for Fiscal Responsibility, Infrastructure Technology and Innovation while utilizing best practices throughout.

The Traffic Department is responsible for the planning, design, and operations of all traffic control devices. This includes the placement of traffic signs (stop, yield, speed limit, parking restriction, street name, etc.) Traffic signals and pavement markings (stop bars, crosswalks, island tips, arrows, etc.) All of these implement the use of best practices to improve technology to improve efficiency. The department is responsible for the following: authorizing street light installations (except for highways), supervising the adult school crossing guard program for elementary schools, investigating sight restriction complaints, issuing block party and parade permits, conducting a traffic count program, reviewing, and approving plans that concern traffic areas. The Traffic Department works vigorously to follow the implementation of best practices and keep traffic equipment updated with the most up-to-date traffic equipment possible, while still maintaining a signal network that works at a high level of efficiency. This network includes the installation, operation, and maintenance of all traffic control devices which include traffic signs (stop, yield, speed limit, parking restriction, street name, etc.); traffic signals; school flashers; and pavement markings (stop bars, crosswalks, island tips, arrows, etc.). The department is also responsible for the maintenance of all TXDOT-owned continuous lighting within the city limits and pedestrian lighting in the Central Business District (CBD), which is part of the new continuous development of Downtown. These activities are accomplished using nationally recognized standards and methods found in the Texas Manual on Uniform Traffic Control Devices and International Transportation of Engineers best practices, while still following best practices to improve traffic patterns throughout the city and in the downtown development; it also plans for fiscal responsibility through the replacement of equipment at the of their end of life.

The department has several performance measures that enable the department management to monitor daily, weekly, and yearly work trends, quality of service, and adjust as needed for customer service. The department implements cost-effective improvements including additional traffic signs, improved pavement markings, traffic signal retiming and/or re-phasing and revised signal displays for better visibility and collision reduction.

Goals & Objectives

Administration/Support

2024/25 Budget — \$1,194,427 of Budget

Management of multi-faceted Traffic Administration duties by the Traffic Engineer and, supported by office staff. This program receives requests for Signal and Sign maintenance from the public and assigns them to the correct personnel, the Traffic Administration also sends out various traffic-related work orders for the installation of signs, relocation of pavement markings, to retiming of School Flashers or Traffic Signals. This program is designed to make sure the department follows best practices using nationally recognized standards and methods found in the Texas Manual on Uniform Traffic Control Devices and International Transportation of Engineers best practices for Traffic Engineering and continues to design for the flow of traffic in the downtown development.

TRAFFIC (1731, 24250)

2024/25 Budget

Workload Indicators:	2022/23 Actual	2023/24 Estimated	2024/25 Projected
Service Requests for Traffic Control Devices Completed (1 Week)	28	31	35
Number of Traffic Construction Plans Reviewed (1 Week)	165	180	160
Traffic Engineering Work Orders Assigned (3 Days)	168	92	130
*Signal Maintenance Requests Reviewed and Assigned (30 Minutes)	730	367	550
*Sign Maintenance Requests Reviewed and Assigned (1 Hour)	335	238	287
*Street Light Maintenance Requests Reviewed and Assigned (24 Hours)	315	74	195
Public Records Request Data (14 Days)	15	21	18

*Response time: Plans Reviewed – 1 week; Signals – 30 min; Signs – 1 Hour; Street Lights – 24 hours

Performance Measures:	2022/23 Actual	2023/24 Estimated	2024/25 Projected
Percentage of Service Requests for Traffic Control Devices Completed Within 1 Week	94%	100%	100%
Percentage of Traffic Construction Plans Reviewed Within 1 Week	100%	100%	100%
Percentage of Traffic Engineering Work Orders Assigned Within 3 Days	86%	96%	96%
Percentage of Signal Maintenance for Requests Reviewed and Assigned Within 30 minutes	93%	96%	96%
Percentage of Sign Maintenance Requests Reviewed and Assigned Within 1 Hour	95%	96%	96%
Percentage of Street Light Maintenance Requests Reviewed and Assigned Within 24 Hours	96%	96%	96%
Public Records Request Data Completed Within 14 Days	100%	100%	100%

Traffic Engineering 2024/25 Budget — \$179,164 of Budget

Provides for the time and resources dedicated towards the review and resolution of traffic-related concerns in an effort for commitment to safety, consistent, and effective transportation system that implements best practices. Traffic Engineering is responsible for implementing city policies/standards for development projects for residential and commercial construction projects that occur within the City of Amarillo. This program continues to improve traffic patterns throughout the city and in the downtown development; it also plans for future infrastructure replacements as they meet their end of life.

Workload Indicators:	2022/23 Actual	2023/24 Estimated	2024/25 Projected
Work Orders Issued for Street Lights Installed By Xcel	4	6	8
Traffic Signal Studies	9(*1)	19(*2)	14(*2)
Speed Studies	74(*7)	121(*0)	98(*4)
Traffic Control Requests	9(*8)	6(*4)	10(*6)
Parking Studies	0(*0)	0(*0)	10(*3)

*Number of Studies Implemented

Performance Measures:	2022/23 Actual	2023/24 Estimated	2024/25 Projected
Traffic Links Counted On 2-Year Rotation (500 Total Links)	41% (103)	46% (115)	100% (250)
Reduce Response Time To Citizen Complaints Regarding Signal Timing	44%	65%	90%

School Crossing Program

2024/25 Budget — \$202,651 of Budget

This program has 36 Hourly School Crossing Guards with 3 Substitutes and 1 Supervisor. This program is designed with a commitment to safety and civic pride to work with Amarillo Independent School District (AISD) and Canyon Independent School District (CISD) to aid with the crossing of school children across busy arterial and collector streets.

Performance Measures:	2022/23 Actual	2023/24 Estimated	2024/25 Projected
Percent of Time Crossing Not Filled by Full Time Crossing Guard, Substitute or Office Personnel Used	4%	8%	8%

Permits

2024/25 Budget — \$59,721 of Budget

Parade and Block Party permits are issued to citizens to ensure that all emergency services are aware of street closures and to ensure that parties are following city guidelines.

Workload Indicators:	2022/23 Actual	2023/24 Estimated	2024/25 Projected
Block Party Permits Issued (10 Days)	22	20	55
Parade Permits Issued (10 Days)	19	25	20
Permit Revenue (Parade, Run, Block Party)	\$1,230	\$1,350	\$2,250

Sight Restrictions

2024/25 Budget — \$59,721 of Budget

Sight Restrictions are obstructions in the line of sight for traffic at an intersection with a stop sign or yield sign.

<i>Workload Indicators:</i>	2022/23 Actual	2023/24 Estimated	2024/25 Projected
Sight Restrictions Investigated	100%	100%	100%
Sight Restrictions Cleared	70%	80%	95%

<i>Performance Measures:</i>	2022/23 Actual	2023/24 Estimated	2024/25 Projected
Sight Restriction Requests	34	250	200

Safety Improvements

2024/25 Budget — \$298,607 of Budget

Traffic Engineering studies to allocate which new signalized intersections, and which signalized intersections will be rebuilt with projected funds for the fiscal year.

<i>Performance Measures:</i>	2022/23 Actual	2023/24 Estimated	2024/25 Projected
Safety Audits Conducted At The Top Crash Accident Locations	20	20	20
Reduction In Crashes At Safety Audit Locations	21%	25%	25%
Traffic Control Modifications For Safety Improvements	4	5	6
Decrease Vehicle Idle Time	8%	10%	14%
Decrease Accidents/Incidents	11%	15%	120%

Locate Services

2024/25 Budget — \$59,721 of Budget

Provides the time and resources dedicated towards the protection of the Traffic’s underground utility assets, as well as the safety of area excavation activities. Traffic Field Operations is part of the city’s Line Locate Services, locates are submitted internally and externally. The Traffic department owns and is responsible for its own underground streetlight, traffic signal, and fiber optic utility assets.

<i>Workload Indicators:</i>	2022/23 Actual	2023/24 Estimated	2024/25 Projected
Line Locates Reviewed	1,668	3,694	3,300
Line Locates related to Traffic Infrastructure (Located in less than 72 hours)	62 (100%)	292 (100%)	115 (100%)

Traffic Sign Maintenance

2024/25 Budget — \$358,328 of Budget

Provides for the time and resources dedicated towards well-maintained, safe, and consistently applied signage throughout the city. The program strives for timely response maintenance, as well as appropriate proactive maintenance.

<i>Workload Indicators:</i>	2022/23 Actual	2023/24 Estimated	2024/25 Projected
Signs Fabricated	1,161	1,278	900
Pre-Made Signs Purchased	710	820	1,000
Signs Repaired	5,962	4,882	5,800
Sign Replacement Cost (Labor and Materials)	\$115.00	\$135.00	\$145.00

<i>Performance Measures:</i>	2022/23 Actual	2023/24 Estimated	2024/25 Projected
Inventory Signage (VueWorks) for Age/ Replacement with Retro reflectometer	10%	40%	40%
% Of Signs Replaced on a 7- year Schedule	18%	30%	30%

Signal Maintenance

2024/25 Budget — \$477,771 of Budget

Provides the time and resources dedicated towards well-maintained, safe, efficient, and consistently applied traffic signals and flashing beacons throughout the city. The program strives for the timely response of maintenance, as well as appropriate proactive maintenance. All Signalized Intersections are LED indications.

<i>Workload Indicators:</i>	2022/23 Actual	2023/24 Estimated	2024/25 Projected
*Signalized Intersections Electronics Replaced	85	5	8
Signalized Intersections Constructed	1	1	2
Intersections Maintained	271 (100%)	272 (100%)	272 (100%)
Signal Maintenance Request (Response in Less Than 24 Hours)	856 (92%)	642 (96%)	480 (96%)
Average Cost of Signal Installation	\$225,240.00	\$287,500.00	\$315,000.00
School Flasher Preventative Maintenance	170 (140%)	121 (100%)	121 (100%)

*Electronic Equipment has a 12-year life span (Current replacement rate is 16 years)

Street Light Maintenance

2024/25 Budget — \$2,508,296 of Budget

Provides for the time and resources dedicated towards well-maintained, safe, efficient, and consistently applied street lighting throughout the city interstates and highways. It includes all costs associated with TXDOT-owned street lighting systems. This program pays out close to \$2,000,000 in electricity costs annually. The program strives for timely response maintenance, as well as appropriate proactive maintenance. This program is designed to protect current infrastructure, update technology to improve efficiency, provide safe driving corridors during low lighting and follow transportation initiatives, and implement best practices. The city has started to convert the High-Pressure Sodium bulbs to the newer, brighter LED indications 57% complete on I-40, I-27, Dumas Drive, and Amarillo Blvd. from Ong west to Soncy.

Workload Indicators:	2022/23 Actual	2023/24 Estimated	2024/25 Projected
Streetlights Maintained	2,100	2,150	2,200
Street Light Replacement Cost (Labor and Materials)	\$605.00	\$610.00	\$685.00
Central Business District Pedestrian Lights Maintained	430	465	500
Performance Measures:	2022/23 Actual	2023/24 Estimated	2024/25 Projected
*Replace High Pressure Sodium with LED Lights COA Maintained	55%	70%	85%

*% lights converted

Street Pavement Markings

2024/25 Budget — \$418,049 of Budget

Provides for the time and resources dedicated towards well-maintained, safe, and consistently applied pavement marking, crosswalks, and parking lot striping throughout the city. This program works to achieve striping the arterial streets at least once per year and replace pavement markings on a 6-year rotation. The program strives for appropriate proactive maintenance.

Workload Indicators:	2022/23 Actual	2023/24 Estimated	2024/25 Projected
Lane Miles of Street Striping (Striped)	1,273 (69%)	1,854 (100%)	1,854 (100%)
Costs for Street Markings (per Mile)	\$9.64	\$9.00	\$9.00
Miles of Bike Lanes (Striped)	177 (70%)	160 (90%)	160 (90%)
Costs of Bike Lanes including pavement markings (per Mile)	\$19.64	\$19.40	\$19.00
Thermoplastic Crosswalk & Stop Bars Installed (4,600 Total -replaced every 6 years)	600 (13%)	770 (17%)	770 (17%)

Total Traffic 2024/25 Budget — \$5,816,457

City of Amarillo 2024 Department Request by Business Unit

1731 - Traffic Administration



Description	2021 Actual	2022 Actual	2023 Budget	2023 Revised Estimate	2024 Dept Request	Dept Request Variance
Revenues						
1731 - Traffic Administration						
Business License and Permits						
31800 - Other Business Licenses	3,394	2,799	7,488	1,710	7,488	-
31400 - Business License and Permits	3,394	2,799	7,488	1,710	7,488	-
Other Governmental Revenues						
32840 - Hiway Signal Maint Reim	47,000	58,750	47,000	60,429	61,335	14,335
32800 - Other Governmental Revenues	47,000	58,750	47,000	60,429	61,335	14,335
Sanitation						
33530 - Recyclable	45	-	804	—	804	-
33500 - Sanitation	45	-	804	—	804	-
Fines and Forfeitures						
35157 - MC Assessed - Child Safe	11,598	158,045	201,700	287,221	291,530	89,830
35000 - Fines and Forfeitures	11,598	158,045	201,700	287,221	291,530	89,830
Miscellaneous Revenue						
37410 - Miscellaneous Revenue	—	-	504	-	504	-
37400 - Miscellaneous Revenue	—	-	504	-	504	-
1731 - Traffic Administration	62,037	219,595	257,496	349,360	361,661	104,165
Total Revenues	62,037	219,595	257,496	349,360	361,661	104,165

Expenditures

1731 - Traffic Administration

Personal Services

41100 - Salaries and Wages	972,322	981,162	1,252,935	1,091,708	1,133,647	(119,288)
41300 - Incentive	23,274	19,478	19,800	11,975	16,800	(3,000)
41820 - Health Insurance	185,568	193,743	228,276	197,043	219,588	(8,688)
42300 - State Unemployment	2,008	2,044	4,324	2,420	3,156	-1,168
42400 - Workers Compensation	49,212	53,577	103,302	103,302	103,302	—
42510 - Car Allowance	7,459	3,981	6,000	1,941	—	(6,000)
42550 - Communications Allowance	5,277	5,161	6,311	4,820	4,200	(2,111)
41900 - Life	510	495	943	507	943	-
42010 - Social Security - Medicare	14,396	14,398	18,629	15,977	16,743	(1,886)
42020 - Social Security - OASDI	49,845	47,871	64,319	53,782	63,047	(1,272)
42110 - TMRS	103,255	97,876	154,579	129,673	152,934	(1,645)
42115 - OPEB Funding	20,494	19,762	25,211	22,020	24,824	(387)
41620 - Unscheduled	23,084	24,425	24,000	36,668	24,000	—
41000 - Personal Services	1,456,704	1,463,974	1,908,629	1,671,836	1,763,184	(145,445)

Supplies

51110 - Office Expense	5,382	6,153	8,900	6,151	8,900	-
51115 - Employee Recognition Program	749	1,206	2,800	997	2,800	-
51120 - Safety Program	652	—	501	200	501	-
51200 - Operating	29,879	74,752	23,900	61,858	23,900	-
51300 - Clothing and Linen	6,988	6,240	8,001	7,109	8,001	-

City of Amarillo 2024 Department Request by Business Unit

1731 - Traffic Administration



Description	2021 Actual	2022 Actual	2023 Budget	2023 Revised Estimate	2024 Dept Request	Dept Request Variance
51350 - Chemical and Medical	—	-	150	125	150	-
51800 - Fuel & Oil	337	96	-	12	53	53
51850 - Minor Tools	6,575	7,855	5,000	9,434	5,000	-
52050 - Auto Parts	6,043	4,412	3,199	2,068	3,199	-
52120 - Tires and Tubes Other	—	-	150	100	150	-
52050.LABOR - Auto Parts Labor	—	—	600	500	600	—
53150 - Electricity	2,439,334	2,715,603	2,970,132	2,470,000	3,059,236	89,104
51000 - Supplies	2,495,939	2,816,318	3,023,333	2,558,554	3,112,490	89,157
Contractual Services						
61200 - Postage	1,267	2,097	1,500	3,627	1,500	-
61300 - Advertising	-	-	400	200	400	-
61400 - Dues	850	600	1,400	900	1,400	-
61410 - Tuition	2,348	2,380	3,945	—	3,945	-
61415 - Safety Training	-	-	201	—	201	-
62000 - Professional	23,856	23,980	25,000	21,716	25,000	-
68100 - R & M - Building	153	2,784	-	—	-	-
68210 - Traffic Pavement Marker	58,129	22,240	107,000	139,558	107,000	-
68220 - Street Lights	98,473	164,325	140,000	341,827	135,000	(5,000)
68300 - R & M - Improvements	235,766	315,606	135,000	191,227	250,000	115,000
68310 - R & M Other Improvements	73,250	60,201	120,000	132,947	120,000	-
68312 - Other Improvement	20,876	14,636	-	8,925	-	-
68610 - Office Equipment	172	-	-	207	-	-
68640 - Machinery	—	314	501	—	501	-
68650 - Shop Equipment	-	—	501	—	501	-
68710 - Auto Repair & Maint	352	34	1,000	10,000	1,000	-
69210 - Rental City Equipment	222,655	238,241	248,511	248,511	254,922	6,411
60000 - Contractual Services	738,148	847,437	784,959	1,099,645	901,370	116,411
Other Charges						
71100 - Insurance and Bonds	62,780	56,821	34,682	34,682	74,913	40,231
75100 - Travel	8,251	3,132	7,000	6,000	7,000	-
75300 - Meals and Local	749	259	500	400	500	-
78230 - Loss on Bad Debt	9,796	51,046	—	—	—	—
70000 - Other Charges	81,576	111,258	42,182	41,082	82,413	40,231
Capital Outlay						
84100 - Auto-Rolling Stock & Equ	-	—	-	-	-	-
80000 - Capital Outlay	-	—	-	-	-	-
Inter Reimbursements						
90155 - Damage to Infrastructure	-95,668	-7,531	-43,000	-62,224	-43,000	-
90000 - Inter Reimbursements	-95,668	-7,531	-43,000	-62,224	-43,000	-
1731 - Traffic Administration	4,676,697	5,231,456	5,716,103	5,308,893	5,816,457	100,354
Total Expenditures	4,676,697	5,231,456	5,716,103	5,308,893	5,816,457	100,354

2024-25 Employee Distribution by Position

Entity	1731 - Traffic Administration
Scenario	Dept Req
Year	2024
Currency	USD

Code and Description	Count
ADM540--TRAFFIC ENGINEER	1.0
ADM541--TRANSPORTATION SUPERINTENDENT	1.0
CLR941--ADMINISTRATIVE TECHNICIAN	1.0
HRL540--SCHOOL CROSSING GUARD	36.0
HRL541--SCHOOL CROSSING GUARD SUB	3.0
HRL542--TRAFFIC COUNTER	1.0
HRL545--SCHOOL CROSSING GUARD SUPERVIS	1.0
HRL930--UTILITY WORKER HRLY	3.0
MGT541--SIGNS AND MARKINGS SUPERVISOR	1.0
MGT545--SIGNAL SUPERVISOR	1.0
TEC220--TRAFFIC CONTROL TECHNICIAN	4.0
TEC222--TRAFFIC DESIGN TECHNICIAN	1.0
TEC541--TRAFFIC TECHNICIAN I	2.0
TEC542--TRAFFIC TECHNICIAN II	1.0
TEC543--SIGNAL TECHNICIAN	5.0
TEC550--TRAFFIC OPERATIONS TECHNICIAN	2.0
TRD930--UTILITY WORKER	3.0
Totals	67.0

New Positions

Code and Description	Count	Pay Grade	Estimated Cost
-----------------------------	--------------	------------------	-----------------------

Eliminations

Code and Description	Count	Pay Grade	Estimated Cost
-----------------------------	--------------	------------------	-----------------------

City of Amarillo 2024 Department Request by Business Unit

24250 - Photographic Traffic Enforcement



Description	2021 Actual	2022 Actual	2023 Budget	2023 Revised Estimate	2024 Dept Request	Dept Request Variance
Revenues						
24250 - Photographic Traffic Enforceme						
Fines and Forfeitures						
35180 - Photo Enforcement Fines	1,216,597	77,815	-	77,815	-	-
35000 - Fines and Forfeitures	1,216,597	77,815	-	77,815	-	-
Interest Earnings						
37110 - Interest Income	10,475	61,502	-	-	-	-
37109 - Interest Earnings	10,475	61,502	-	-	-	-
24250 - Photographic Traffic Enforceme	1,227,071	139,317	-	77,815	-	-
Total Revenues	1,227,071	139,317	-	77,815	-	-
Expenditures						
24250 - Photographic Traffic Enforceme						
Personal Services						
41100 - Salaries and Wages	7,661	919	-	-	-	-
41300 - Incentive	8	-	-	-	-	-
41820 - Health Insurance	831	105	-	-	-	-
42300 - State Unemployment	20	3	-	-	-	-
42400 - Workers Compensation	197	24	-	-	-	-
42550 - Communications Allowance	12	-	-	-	-	-
41900 - Life	2	-	-	-	-	-
42010 - Social Security - Medicare	128	13	-	-	-	-
42020 - Social Security - OASDI	253	22	-	-	-	-
42110 - TMRS	688	44	-	-	-	-
42115 - OPEB Funding	138	9	-	-	-	-
41620 - Unscheduled	1,431	-	-	-	-	-
41000 - Personal Services	11,368	1,139	-	-	-	-
Supplies						
51110 - Office Expense	2,106	-	-	-	-	-
51000 - Supplies	2,106	-	-	-	-	-
Contractual Services						
62050 - Collection Expense	82,247	68,125	-	68,125	-	-
69220 - Rental Other Equipment	574,750	-	-	-	-	-
60000 - Contractual Services	656,997	68,125	-	68,125	-	-
Other Charges						
71100 - Insurance and Bonds	556	-	-	-	-	-
75100 - Travel	4,745	-	-	-	-	-
77450 - Administrative Other	5,341	-	-	-	-	-
77610 - Information Technology - City	312	-	-	-	-	-

**City of Amarillo 2024 Department Request by
Business Unit
24250 - Photographic Traffic Enforcement**



Description	2021 Actual	2022 Actual	2023 Budget	2023 Revised Estimate	2024 Dept Request	Dept Request Variance
77950 - State Photographic Traffic Enf	268,639	4,235	-	9,690	-	-
70000 - Other Charges	279,592	4,235	-	9,690	-	-
Capital Outlay						
84910 - Other Equipment	-	-	-	-	-	-
80000 - Capital Outlay	-	-	-	-	-	-
Operating Transfers						
92005 - General Fund	-	-	-	-	-	-
92130 - General Construction	150,000	-750,000	400,000	2,165,420	-	-400,000
92000 - Operating Transfers	150,000	-750,000	400,000	2,165,420	-	-400,000
24250 - Photographic Traffic Enforceme	1,100,064	-676,501	400,000	2,243,235	-	-400,000
Total Expenditures	1,100,064	-676,501	400,000	2,243,235	-	-400,000

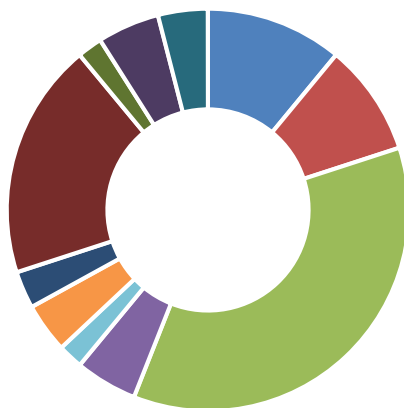
Budget Comparison

	2022/23 Actual	2023/24 Budget	2023 Revised Estimate	2024/25 Budgeted
Personal Services	\$ 4,782,396	\$ 6,217,739	\$ 5,467,605	\$ 6,454,453
Supplies	1,690,476	2,051,555	1,833,828	1,998,201
Contractual Services	2,627,430	3,076,012	2,915,273	3,304,360
Other Charges	9,488,031	9,701,197	9,548,712	10,154,492
Capital Outlay	—	11,000	7,500	—
Debt Service	\$ —	\$ —	\$ —	\$ 131,333
Operating Transfers	\$ 1,733,000	\$ 400,000	\$ 56,000	\$ —
Total Expenses	\$ 20,321,333	\$ 21,457,503	\$ 19,828,918	\$ 22,042,839

Total Departmental Revenues	\$ 17,444,287	\$ 21,320,233	\$ 21,978,886	\$ 25,070,483
------------------------------------	----------------------	----------------------	----------------------	----------------------

Approved Positions

	2022/23 Actual	2023/24 Budget	2024/25 Budgeted
Full-time	71.0	70.0	74.0
Part-time	-	-	-
Total	71.0	70.0	74.0



- Airport Administration & Support
- Airfield Management & Maintenance
- Airport Safety, Security, and Communications Center
- Winter Weather Operations
- Public Parking
- Consolidated Rental Car ("CONRAC") Facility
- Property Management & Maintenance
- Terminal Management & Maintenance
- Terminal Technology Systems
- Terminal Inline & Baggage System

Mission

Plan and provide for current and future air transportation needs of the Texas Panhandle region by constructing, maintaining, and operating safe, efficient, and quality airport facilities; promote and support all facets of aviation and local economic & community development; promote and support safe, reliable, and reasonably priced transportation services to destinations meeting the public demand; and to fulfill this mission by managing the Airport to high-quality standards and in an ethical, professional, efficient, fiscally responsible, and cost-effective manner that is consistent with maintaining the high quality of life in the Amarillo area.

Goals and Objectives

- Maintain a motivated and goal-focused staff.
- Provide the internal systems and processes needed for accountability and efficiency.
- Maintain compliance with all applicable regulations and exceed standards when able.
- Be vigilant in our safety consciousness.
- Maintain professional yet flexible attitudes.
- Maintain a high level of integrity and accountability.
- Look for positive opportunities whenever possible.
- Look for ways to save money in the near term, but also the long term.
- Promote internal and external efficiencies whenever possible.
- Think as a team by supporting each other as well as other City departments.
- Set appropriate standards in every operational area.
- Be customer focused, including the public and on-airport tenants.

The Department of Aviation is an enterprise operation organized to provide the necessary services for a public airport on a financially self-sufficient basis. This means the department does not accept any local property tax monies for its operation. No general fund tax revenues are used. The Airport sits on more than 3,500 acres of land, of which 1,000 acres are developed. This includes a 217,000 square-foot passenger terminal for commercial airline service as well as 22 additional structures ranging in size from 1,000 square feet to more than 50,000 square feet of covered space which are utilized for revenue production or as support facilities to maintain the Airport.

Three commercial service airlines, American, Southwest, and United, serve the Amarillo community. The department's air service development program has ensured that the airlines continue to serve the same destinations year-over-year. The department's "Taking Flight" program has ensured positive engagement between the airlines and the community.

Starting in mid-2024, the Airport will have 4 major construction projects going on simultaneously. Those projects include the reconstruction of the airport entrance and loop road, the reconstruction of the airport's outdoor parking lots, the upgrade of the terminal electrical system, and the replacement of two make-up baggage carousels. All of these projects are long-term projects that will spill over into FY24/25.

The department's challenges include responding appropriately to federal unfunded mandates to meet regulatory requirements, keeping up with labor rates to ensure that enough staff is retained to meet the current maintenance and operating needs of the airport, ensuring that labor pay rates are competitive to attract qualified new workers to meet the workforce needs of the future due to attrition and aging facilities, planning for capital projects within the financial constraints of the federal grant programs that the airport utilizes, and implementing standards while keeping up with the maintenance and systems replacement requirements of aging and highly technologically dependent facilities.

In FY2024/25, the Department of Aviation will be focusing on key system repairs to current infrastructure, hiring critical staff to be able to maintain the facilities appropriately, and developing available land to bring in additional revenues and additional aviation and non-aviation activity to the Airport and the City of Amarillo.

AIRPORT (5400, 26630)

2024/25 Budget

The Airport aligns with the City Council's adopted focus areas including a Business Friendly Community, Communication, Fiscal Responsibility, Infrastructure, Public Safety, and Technology and Innovation. It is also important to note that the department of aviation has also built great relationships with other City organizations such as the Amarillo Economic Development Corporation, the Amarillo Chamber of Commerce, and the City's own Community Development department to ensure a coordinated and positive development effort.

Programs of the Airport

Administration/Support

2024/25 Budget — \$2,424,712 of Budget

The Department of Aviation administrative staff directs the management of a multi-faceted airport transportation facility operation. The staff consists of the Director of Aviation, Deputy Director of Aviation, and administrative support staff. They identify and monitor the funding and financial budgeting for current and future operational needs and capital development. Airport funding sources include the Passenger Facility Charge (PFC) program and federal and state grant programs.

<i>Performance Measures/Indicators:</i>	2022/23 Actual	2023/24 Estimated	2024/25 Projected
Number of active signatory air carriers	3	3	3
Total enplanements	396,166	409,686 (Est)	412,000 (Est)

Airfield Management and Maintenance

2024/25 Budget — \$1,983,856 of Budget

Provides maintenance and repair of runways, taxiways, ramps, airside roadways, airfield lighting and signs, navigational aids, and other services such as mowing and wildlife control. The airfield is maintained and operated per Federal Aviation Administration (FAA) requirements for all commercial airports (14 CFR Part 139) that hold an Airport Operating Certificate. This program supports developing the best transportation systems for the citizens of Amarillo.

<i>Performance Measures/Indicators:</i>	2023/24	2024/25
Lights on Airfield	1,628	1,628
Runway area (SQ FT)	4.060 million	4.060 million
Lights % Up Time	99%	99%

Airport Safety, Security, and Communications Center

2024/25 Budget — \$7,935,422 of Budget

Provides short-term and long-term planning for Federal Aviation Administration (FAA) coordination. Assists in the development of the Airport Certification Manual, environmental-related compliance programs, and Airport Security Program to assure the safety of the traveling public. Security costs include the Airport Police Department, Airport Operations Center, badging and credentialing, and the maintenance of security cameras and security-related technology systems. This program includes emergency and medical services needed at the airport and surrounding areas. This program directly supports the city's Public Safety and Customer Service initiatives.

<i>Performance Measures/Indicators:</i>	2022/23 Actual	2023/24 Estimated	2024/25 Projected
Law enforcement calls for service	29,852	30,000	30,125

*Law enforcement calls include items such as offense/incident reports, security system alarm responses, passenger/citizen assistance, parking citations, lost and found calls, unattended bags, arrests, and security area patrols.

Winter Weather Operations

2024/25 Budget — \$1,102,142 of Budget

Snow and ice removal operations during winter weather events are provided by airport personnel. The assigned departments perform snow and ice control on runways, taxiways, ramps, entrance roads, and parking areas. Program costs include the maintenance and operation of snow removal equipment owned by the airport.

<i>Performance Measures/Indicators:</i>	2022/23 Actual	2023/24 Estimated	2024/25 Projected
Total snowfall (inches)	3.4	10	14
Total snow events	1	3	4
Winter weather manhours	677.5	850	1,500

Public Parking

2024/25 Budget — \$440,857 of Budget

Parking is available at the Airport for use by the public and Airport employees. This program oversees more than 1,400 parking spaces in four different parking lots while maintaining the parking control operations and the revenue control system.

<i>Performance Measures/Indicators:</i>	2022/23 Actual	2023/24 Estimated	2024/25 Projected
Parking revenue	\$4,078,787	\$4,700,000 (Est)	\$4,750,000 (Proj)
#Tickets Sold	120,818	130,500 (Est)	132,000 (Proj)

Consolidated Rental Car (“CONRAC”) Facility

2024/25 Budget — \$881,714 of Budget

CONRAC provides maintenance of the Rental Car Center and customer return lots and the administration of commercial fuel sales and the Customer Facility Charge (CFC) program.

<i>Performance Measures/Indicators:</i>	2022/23 Actual	2023/24 Estimated	2024/25 Projected
System operational during operating hours	97%	98% (Est)	98% (Proj)

Property Management and Maintenance

2024/25 Budget — \$661,285 of Budget

Responsible for leasing real estate, property management, tenant relations, community outreach, risk management, and maintenance of properties leased to tenants within the surrounding Airport owned properties.

<i>Performance Measures/Indicators:</i>	2022/23 Actual	2023/24 Estimated	2024/25 Projected
Total Airport Acres	3811.15	3811.15	3811.15
Total Acres Available for Development	1707	1707	1707

Terminal Management and Maintenance

2024/25 Budget — \$4,188,139 of Budget

Provides maintenance and repairs of all terminal and terminal-related facilities to ensure the terminal is safe, efficient, clean, and user-friendly for travelers and Airport employees. Also includes lease management and tenant relations for commercial airlines.

<i>Performance Measures/Indicators:</i>	2023/24 Estimated	2024/25 Projected
# Preventative Maintenance (PM) Checks	2,918 (Est)	3,200 (Est)
# Hours for PM	8,000 (Est)	8,500 (Est)
# Hours for Repairs	8,000 (Est)	8,100 (Est)

Terminal Technology Systems

2024/25 Budget — \$440,857 of Budget

The Terminal Technology Systems group provides technical support and maintenance for the terminal systems, including flight and baggage information displays, passenger and paging information systems, administrative and Wi-Fi networks, and audio and visual systems. It provides technical support and maintenance for the flight information displays at the gate and hold room areas. This area also provides continuing support for the airport’s extensive computer networks, software, and computerized hardware systems including numerous desktops/laptop computers and approximately 55 computer servers.

<i>Performance Measures/Indicators:</i> Hours for:	2023/24 Estimated	2024/25 Projected
CCTV Maintenance/Repair (hours)	200 (Est)	250 (Proj)
Network Maintenance/Repair (hours)	250 (Est)	300
Public Address/Flight Information Display System Maintenance/Repair (hours)	25	10
Baggage Handling System (BHS) Maint/Repair (hours)	100 (Est)	150 (Proj)

Terminal Inline and Baggage Systems

2024/25 Budget — \$1,102,142 of Budget

This group provides technical support and maintenance of the inline baggage system including conveyor belts, baggage claim devices, and bag makeup areas.

<i>Performance Measures/Indicators:</i>	2023/24 Estimated	2024/25 Projected
# Preventative Maintenance (PM) Checks	136 (Est)	200 (Proj)
# Hours for PM	114 (Est)	300 (Proj)
# Hours for Repairs to BHS	547 (Est)	450 (Proj)

Airport Fleet Vehicles (Including ARFF and Snow Removal Equipment)

2024/25 Budget — \$881,714 of Budget

This group provides maintenance of the Airport’s vehicle fleet, including pick-up trucks, other work trucks, buses, tractors, lifts, airfield snow plows, airfield snow broom vehicles, other snow removal equipment, aircraft rescue and firefighting (ARFF) vehicles, airport police vehicles, and airport operations vehicles.

<i>Performance Measures/Indicators:</i>	2022/23 Actual	2023/24 Estimated	2024/25 Projected
Snow removal equipment uptime (%)	92%	95%*	98%*
ARFF equipment uptime (%)	98%	97%	98%

* The Airport received new snow broom trucks in 2023. In the 23/24 season, these brooms were not available 100% of the time due to initial break-in issues. Since then, those issues have been resolved, resulting in a more favorable estimate for the projected FY24/25.

Total Airport Department 2024/25 Budget — \$22,042,839

**City of Amarillo 2024 Department Request by Business Unit
54110 - Department of Aviation**



Description	2021 Actual	2022 Actual	2023 Budget	2023 Revised Estimate	2024 Dept Request	Dept Request Variance
Revenues						
54110 - Department of Aviation						
Airfield Fees and Commissions						
34310 - Landing Fees	767,822	979,672	1,286,216	1,250,000	1,318,371	32,155
34320 - Fuel Flowage Comm	128,479	125,888	150,000	150,000	150,000	-
34350 - Cargo Landing Fees	4,233	2,455	-	-	-	-
34360 - Gen Av and Military Landing Fe	88,990	85,676	100,000	100,000	100,000	-
34300 - Airfield Fees and Commissions	989,523	1,193,692	1,536,216	1,500,000	1,568,371	32,155
Terminal Building Area Rental						
34410 - Airline Rentals	2,854,184	2,772,475	3,960,000	3,960,000	4,038,000	78,000
34420 - Restaurant Commissions	210,955	252,426	336,964	336,964	336,964	-
34460 - Other Terminal Building	111,660	227,130	130,000	130,000	130,000	-
34470 - Car Rental Commissions	1,127,026	1,674,280	1,500,000	1,500,000	1,500,000	-
34480 - Auto Parking Commission	3,303,904	4,078,787	4,700,000	4,700,000	4,700,000	-
34400 - Terminal Building Area Rental	7,607,729	9,005,098	10,626,964	10,626,964	10,704,964	78,000
Other Building & Ground Rental						
34620 - Albers Aerospace	329,859	302,123	332,836	335,000	337,200	4,364
34630 - Intl Aerospace Coatings Lease	499,240	531,792	540,942	514,717	514,717	-26,225
34631 - Wilmax Lease	14,264	14,264	15,000	15,000	15,000	-
34632 - Marcee Properties Lease	45,000	40,198	45,000	45,000	45,000	-
34640 - Bell Helicopter Rents	521,779	503,727	559,044	559,044	570,225	11,181
34650 - Fixed Base Operator Lea	76,336	106,844	220,000	220,000	220,000	-
34660 - Other Build Rents - Ai	47,786	45,530	49,650	55,000	65,000	15,350
34665 - PRANA Master Lease	134,339	149,834	167,456	167,456	167,456	-
34670 - Fuel Storage Rentals	233,701	237,737	259,350	259,350	259,350	-
34680 - Ground Rentals	18,337	25,156	18,000	12,000	12,000	-6,000
34715 - Ground Transportation Fees	31,958	33,848	30,180	33,848	35,000	4,820
34600 - Other Building & Ground Rental	1,952,599	1,991,054	2,237,458	2,216,415	2,240,948	3,490
Other						
34700 - Advertising Commission	17,500	-	42,000	42,000	42,000	-
34800 - Other	17,500	-	42,000	42,000	42,000	-
Other Government Revenues						
35610 - Grant In Aid - Federal	4,318,979	58,109	-	-	-	-
35700 - Grants - State	49,585	50,000	50,000	50,000	50,000	-
35500 - Other Government Revenues	4,368,563	108,109	50,000	50,000	50,000	-
Interest Earnings						
37110 - Interest Income	89,845	930,884	500,000	1,270,000	1,525,000	1,025,000
37115 - Unrealized G/L	-1,119	-	-	-	-	-
37125 - Other Interest Income	309,845	323,939	-	-	-	-
37109 - Interest Earnings	398,571	1,254,824	500,000	1,270,000	1,525,000	1,025,000

**City of Amarillo 2024 Department Request by Business Unit
54110 - Department of Aviation**



Description	2021 Actual	2022 Actual	2023 Budget	2023 Revised Estimate	2024 Dept Request	Dept Request Variance
Rent						
37155 - Surface Land Rental	1,500	1,375	2,900	2,000	2,900	-
37150 - Rent	1,500	1,375	2,900	2,000	2,900	-
Miscellaneous Revenue						
37130 - Discounts Earned	8	318	-	-	-	-
37140 - Returned Check Fees	60	-	-	-	-	-
37141 - Merchant Service Fees	-65,504	-85,949	-100,350	-72,000	-72,000	28,350
37410 - Miscellaneous Revenue	79,999	72,852	76,000	72,000	76,000	-
37440 - Asset Sale Proceeds	1,645,360	-	-	-	-	-
37451 - TSA LEO Reimbursement	109,500	111,340	110,700	69,070	-	-110,700
37465 - NBV Asset Disposal	-1,106,917	-	-	-	-	-
37400 - Miscellaneous Revenue	662,506	98,561	86,350	69,070	4,000	-82,350
Operating Transfers In						
39595 - Transfer In From AHFC	-	-	-	-	-	-
39676 - Tsf In fr Airport PFC Fund	1,115,000	1,685,000	-	-	-	-
39100 - Operating Transfers In	1,115,000	1,685,000	-	-	-	-
54110 - Department of Aviation	17,113,491	15,337,713	15,081,888	15,776,449	16,138,183	1,056,295
Total Revenues	17,113,491	15,337,713	15,081,888	15,776,449	16,138,183	1,056,295

Expenditures

54110 - Department of Aviation

Personal Services

41100 - Salaries and Wages	2,558,565	3,049,476	3,950,122	3,415,474	4,182,552	232,430
41300 - Incentive	70,415	75,330	83,063	53,096	71,910	-11,153
41500 - PFP	-	-	20,555	-	20,555	-
41820 - Health Insurance	549,091	658,205	778,621	623,780	713,853	-64,768
42300 - State Unemployment	2,925	3,304	5,900	4,289	5,848	-52
42400 - Workers Compensation	62,335	72,483	140,504	140,504	140,504	-
42510 - Car Allowance	10,614	11,570	12,000	11,552	12,000	-
42520 - Uniform/Clothing Allowan	6,358	6,959	8,712	7,006	-	-8,712
42540 - Tool Allowance	2,450	4,588	5,700	4,768	5,400	-300
42550 - Communications Allowance	14,970	14,857	16,200	16,191	14,040	-2,160
422560 - Change in Sick and Annual	66,289	50,162	-	-	-	-
41900 - Life	1,418	1,510	2,913	1,544	2,995	82
42010 - Social Security - Medicare	38,232	45,178	59,099	51,703	62,147	3,048
42020 - Social Security - OASDI	163,199	193,177	252,609	221,074	265,725	13,116
42110 - TMRS	-90,350	385,014	607,292	520,229	681,495	74,203
42115 - OPEB Funding	-15,284	78,952	99,038	89,307	104,144	5,106
41620 - Unscheduled	93,426	86,286	80,000	203,092	80,000	-
41000 - Personal Services	3,534,654	4,737,052	6,122,328	5,363,609	6,363,168	240,840

Supplies

**City of Amarillo 2024 Department Request by Business Unit
54110 - Department of Aviation**



Description	2021 Actual	2022 Actual	2023 Budget	2023 Revised Estimate	2024 Dept Request	Dept Request Variance
51110 - Office Expense	10,268	9,292	13,300	10,000	15,000	1,700
51115 - Employee Recognition Program	4,798	4,737	7,800	7,800	8,000	200
51120 - Safety Program	837	3,263	2,100	2,100	2,500	400
51200 - Operating	8,596	9,425	-	-	-	-
51220 - Badge Office Supplies	3,518	4,748	6,000	6,000	7,000	1,000
51250 - Janitor	77,484	86,217	81,000	90,000	87,000	6,000
51300 - Clothing and Linen	17,792	13,026	600	600	1,000	400
51350 - Chemical and Medical	18,212	4,426	5,000	5,000	5,000	-
51400 - Photographic	159	-	-	-	-	-
51410 - Vaccines	-	-	100	100	100	-
51420 - Snow Removal Supplies	81,254	81,909	120,000	5,000	75,000	-45,000
51425 - Terminal Equipment	59	-	-	-	-	-
51760 - WHMP Program Management	86,167	13,234	35,000	35,000	57,000	22,000
51850 - Minor Tools	2,317	1,913	2,000	2,000	9,000	7,000
51950 - Minor Office Equipment	641	-	250	200	250	-
51955 - Furniture	5,790	32,184	9,600	9,600	53,000	43,400
51970 - Software	114,217	95,411	209,000	209,000	55,000	-154,000
51980 - IT Hardware	35,325	146,393	75,000	75,000	171,000	96,000
52000 - Ammunition	5,796	4,955	-	-	-	-
52050 - Auto Parts	15,403	22,628	24,000	24,000	24,000	-
52120 - Tires and Tubes Other	4,742	32,369	15,000	15,000	10,000	-5,000
51116 - Employee Recognition Program Airport FAC	0	-	500	500	800	300
51121 - Employee Recognition Program Airport Operations	0	-	500	500	500	-
51122 - Employee Recognition Program Airport Police	0	-	500	500	700	200
51201 - Operating Airport FAC	0	-	1,000	1,000	1,000	-
51203 - Operating Airport Police	0	-	16,219	10,000	19,448	3,229
51301 - Clothing and Linen Airport Info Tech	0	-	500	400	500	-
51302 - Clothing and Linen Airport Operations	0	-	2,000	2,000	3,100	1,100
51303 - Clothing and Linen Airport FAC	0	-	9,000	12,000	21,000	12,000
51304 - Clothing and Linen Airport Police	0	-	25,024	14,000	29,630	4,606
51851 - Minor Tools Airport Airside	0	-	2,000	1,500	4,000	2,000
51852 - Minor Tools Info Tech	0	-	2,000	1,500	2,000	-
51853 - Minor Tools L/F	0	-	2,000	1,600	12,000	10,000
52001 - Ammunition Airport Operations	0	-	1,800	1,800	1,800	-
52002 - Ammunition Airport Police	0	-	17,350	17,350	17,840	490
51800 - Fuel & Oil	52,216	98,623	129,067	80,000	75,000	(54,067)
53100 - Natural Gas	209,352	159,578	203,193	203,193	188,408	(14,785)
53150 - Electricity	437,774	553,512	638,019	585,000	657,160	19,141
53200 - Water and Sewer	59,155	58,363	61,373	80,000	77,087	15,714
55100 - Publications	2,995	423	200	200	200	—
51000 - Supplies	1,254,868	1,436,628	1,717,995	1,509,443	1,692,023	-25,972
Contractual Services						
61200 - Postage	844	925	800	700	1,000	200
61300 - Advertising	359,688	216,004	74,000	70,000	400,000	326,000

**City of Amarillo 2024 Department Request by Business Unit
54110 - Department of Aviation**



Description	2021 Actual	2022 Actual	2023 Budget	2023 Revised Estimate	2024 Dept Request	Dept Request Variance
61327 - Miscellaneous	-	-	225,000	100,000	-	-225,000
61400 - Dues	6,238	5,917	1,150	5,917	1,150	-
61410 - Tuition	9,167	7,255	3,800	7,255	-	-3,800
61415 - Safety Training	595	54	11,100	8,000	2,500	-8,600
61500 - Administrative Service Charge	604,777	630,357	394,767	400,000	425,000	30,233
62000 - Professional	894,270	561,917	409,255	409,255	350,000	-59,255
62010 - Service Agreements	218,885	240,465	103,000	103,000	40,000	-63,000
62020 - TSA Background Checks	17,925	19,643	18,000	18,000	19,000	1,000
62040 - SICP ACM Program Management	939	-	1,000	1,000	35,500	34,500
62220 - Leased Equipment Expense	-	-	175,000	175,000	125,000	-50,000
61401 - Dues Airport FAC	0	-	1,500	1,200	1,800	300
61402 - Dues Airport Info Tech	0	-	275	250	600	325
61403 - Dues Airport Operations	0	-	1,375	1,300	1,650	275
61404 - Dues Airport Police	0	-	950	900	950	-
61411 - Tuition Airport Operations	0	-	560	3,800	6,530	5,970
61413 - Tuition Airport FAC	0	-	1,100	1,100	5,500	4,400

**City of Amarillo 2024 Department Request by Business Unit
54110 - Department of Aviation**



Description	2021 Actual	2022 Actual	2023 Budget	2023 Revised Estimate	2024 Dept Request	Dept Request Variance
61416 - Tuition Airport Police	0	-	2,280	2,280	6,680	4,400
62060 - ASP Programs	-	-	-	-	115,000	115,000
62070 - Worker Screening Contract	-	-	-	-	104,000	104,000
62080 - SIDA Video	-	-	-	-	10,000	10,000
63140 - Audit Fee	8,100	8,910	9,000	9,000	9,000	-
67310 - Janitorial Service Cont	5,005	-	20,000	20,000	8,000	-12,000
67320 - Extermination	25,536	30,671	30,000	31,000	7,000	-23,000
68100 - R & M - Building	33	-	-	-	-	-
68101 - R&M - Bldg - Terminal	81,058	40,328	50,000	50,000	30,000	-20,000
68102 - R&M - Bldg - Airfield	56,570	218,747	150,000	150,000	80,000	-70,000
68103 - R&M - Bldg - FS #10 & Tr	33,298	5,438	7,000	7,000	7,000	-
68301 - R&M - Impr - Terminal	12,990	7,511	60,000	50,000	100,000	40,000
68302 - R&M - Impr - Airfield	5,104	89,351	100,000	100,000	100,000	-
68303 - R&M - Impr - FS #10 & Tr	2,786	1,533	20,000	18,000	45,000	25,000
68304 - R&M - Impr - Inline System	35,367	18,540	60,000	60,000	60,000	-
68305 - R&M Boarding Bridges	28,529	24,926	90,000	70,000	80,000	-10,000
68306 - R&M Fire and Security Systems	27,446	22,852	30,000	28,000	26,000	-4,000
68307 - R&M Elevator/Escalator	-	17,383	77,000	77,000	75,000	-2,000
68308 - R&M HVAC	52,007	91,177	55,000	55,000	110,000	55,000
68309 - R&M Parking Garage	362	4,774	4,000	4,000	3,000	-1,000
68310 - R & M Other Improvements	3,782	971	3,000	2,500	3,000	-
68311 - R&M SRE Shop	9,757	10,597	7,000	7,000	6,000	-1,000
68400 - R & M - Irrigation	5,184	708	10,000	10,000	10,000	-
68500 - R & M - Streets	2,986	409	3,000	3,000	3,000	-
68615 - Misc. Fuel Powered Equi	4,143	544	2,000	1,500	-	-2,000
68640 - Machinery	7,016	507	5,000	4,000	2,500	-2,500
68650 - Shop Equipment	3,663	3,698	3,000	3,000	-	-3,000
68660 - Audio/Video Equipment	21,764	23,542	10,000	10,000	5,800	-4,200
68670 - Communications Equipmen	8,938	53,848	64,000	64,000	103,000	39,000
68680 - Other Equipment	14,756	32,265	5,000	5,000	-	-5,000
68710 - Auto Repair & Maint	9,533	22,465	30,000	30,000	20,000	-10,000
68104 - R & M - Terminal Lighting	-	10,905	25,000	25,000	20,000	-5,000
68105 - R & M - Terminal Plumbing	8,898	41,314	45,000	45,000	40,000	-5,000
68106 - R & M - Terminal Water Treatment	-	18,898	40,000	40,000	43,000	3,000
68317 - R&M Fire and Security Sys Airport L/F	0	-	35,000	25,000	25,000	-10,000
68319 - R&M Plumbing Airport L/F	0	-	8,000	8,000	5,000	-3,000
68321 - R&M HVAC Airport L/F	0	-	4,000	4,000	2,000	-2,000
68323 - R&M Lighting Airport L/F	0	-	4,000	4,000	3,000	-1,000
68641 - Machinery Airport L/F	0	-	3,000	3,000	-	-3,000
69100 - Rental Land & Buildings	90,671	32,259	65,000	65,000	50,000	-15,000
69220 - Rental Other Equipment	3,109	526	4,000	4,000	3,000	-1,000
69300 - Leased Computer Software	-	65,029	425,000	425,000	497,100	72,100
60000 - Contractual Services	2,681,718	2,583,159	2,986,912	2,825,957	3,233,260	246,348
Other Charges						
74000 - Printing and Binding	155	702	150	150	250	100
75100 - Travel	4,870	35,604	64,000	55,000	56,400	-7,600
75300 - Meals and Local	5,577	7,310	3,000	3,000	5,000	2,000

**City of Amarillo 2024 Department Request by Business Unit
54110 - Department of Aviation**



Description	2021 Actual	2022 Actual	2023 Budget	2023 Revised Estimate	2024 Dept Request	Dept Request Variance
76000 - Depreciation	6,434,103	5,668,468	5,431,380	5,303,145	5,786,612	355,232
75101 - Travel Airport Operations	-	-	25,000	22,000	30,000	5,000
75102 - Travel Airport Police	-	-	10,000	8,000	10,000	-
75103 - Travel Airport Info Tech	-	-	5,000	5,000	10,000	5,000
75104 - Travel Airport FAC	-	-	20,000	18,000	25,000	5,000
75301 - Meals and Local Airport FAC	-	-	1,800	1,800	2,500	700
75302 - Meals and Local Airport Operations	-	-	1,000	1,500	1,200	200
75303 - Meals and Local Police	-	-	-	-	1,000	1,000
71100 - Insurance and Bonds	815,966	874,334	984,545	984,545	746,984	-237,561
77450 - Administrative Other	144,784	144,784	261,198	261,198	313,973	52,775
77460 - Admin Other Governments	76,627	71,098	74,741	74,741	74,741	-
77470 - Service Charges - Other	2,112,423	2,112,423	2,231,113	2,231,113	2,486,857	255,744
77610 - Information Technology - City	327,165	350,067	367,570	358,818	382,273	14,703
78210 - Cash Over/Short	-	776	-	-	-	-
78230 - Loss on Bad Debt	-50,165	1,762	-	-	-	-
78030 - Concession Relief Expense	-	-	-	-	1,000	1,000
70000 - Other Charges	9,871,506	9,267,329	9,480,497	9,328,010	9,933,790	453,293
Capital Outlay						
84111 - Misc. Fuel Powered Equip Airport L/F	-	-	2,000	500	-	-2,000
84311 - Shop Equipment Airport L/F	0	-	3,000	2,000	-	-3,000
84911 - Other Equipment Airport Airside	0	-	3,000	3,000	-	-3,000
84912 - Other Equipment Airport L/F	0	-	3,000	2,000	-	-3,000
80000 - Capital Outlay	-	-	11,000	7,500	-	-11,000
Debt Service						
89200 - Bond Interest Payments	-	-	-	-	131,333	131,333
89000 - Debt Service	-	-	-	-	131,333	131,333
Operating Transfers						
92120 - Information Services	-	-	-	-	-	-
92125 - Municipal Garage	0	-	-	-	-	-
92130 - General Construction	328,198	48,000	400,000	56,000	-	-400,000
92000 - Operating Transfers	328,198	48,000	400,000	56,000	-	-400,000
54110 - Department of Aviation	17,670,944	18,072,167	20,718,732	19,090,519	21,353,574	634,842
Total Expenditures	17,670,944	18,072,167	20,718,732	19,090,519	21,353,574	634,842

2024-25 Employee Distribution by Position

Entity	54110 - Department of Aviation
Scenario	Dept Req
Year	2024
Currency	USD

Code and Description	Count
ADM080--DIRECTOR OF AVIATION	1.0
ADM081--DEPUTY DIRECTOR OF AVIATION	1.0
ADM085--ASSISTANT DIRECTOR OF AVIATION	1.0
ADM088--AIRPORT SHIFT COORDINATOR	3.0
ADM180--AIRPORT LAND BUSINESS DEV CORD	1.0
ADM402--AIRPORT OPERATIONS SUPERVISOR	2.0
CLR405--ADMINISTRATIVE ASSISTANT II	1.0
MGT081--AIRPORT POLICE COMMANDER	1.0
MGT090--AIRPORT FACILITIES DIRECTOR	1.0
MGT800--AIRPORT BUSINESS COORDINATOR	1.0
MGT810--AIRPORT OPERATIONS MANAGER	1.0
PRF080--AIRPORT POLICE OFFICER	9.0
PRF081--AIRPORT POLICE SERGEANT	3.0
PRF085--AIRPORT OPERATIONS AGENT	9.0
TEC132--INFRASTRUCTURE ENGINEER 1	0.0
TRD047--CUSTODIAN II	1.0
TRD060--ELECTRICIAN II	1.0
TRD070--AIRPORT CUSTODIAL SUPERVISOR	1.0
TRD073--AIRPORT TERMINAL MAINT. MGR.	1.0
TRD074--AIRSIDE MAINTENANCE MGR	1.0
TRD075--AIRPORT LANDSIDE/FLEET MGR	0.7
TRD080--AIRPORT MECHANIC I	9.0
TRD910--CUSTODIAN I	8.0
TEC010--AIRPORT TECHNOLOGY SPECIALIST	1.0
MGT560--PROGRAM COORDINATOR	1.0
TRD917--AIRPORT LANDSIDE/FLEET MECH III	2.0
TRD926--AIRPORT LANDSIDE/FLEET FOREPER	0.7
TRD962--AIRPORT MECHANIC III	6.7
Totals	69.10

New Positions

Code and Description	Count	Pay Grade	Estimated Cost
Terminal Maintenance Supervisor	1		\$83,186
Assistant Airport Facilities Director	1		\$ 101,383
Airport Emergency Management Coordinator	1		\$ 62,807
Airport Automation and Controls Coordinator	1		\$ 88,385

Eliminations

Code and Description	Count	Pay Grade	Estimated Cost
----------------------	-------	-----------	----------------

**City of Amarillo 2024 Department Request by
Business Unit
54120 - Airport Transfers**



Description	2021 Actual	2022 Actual	2023 Budget	2023 Revised Estimate	2024 Dept Request	Dept Request Variance
Revenues						
54120 - Airport Transfers						
Other Governmental Revenues						
32825 - TxDOT Assistance	-	-	37,500	-	50,000	12,500
32800 - Other Governmental Revenues	-	-	37,500	-	50,000	12,500
Other Government Revenues						
35610 - Grant In Aid – Federal	-	-	3,864,745	3,864,745	6,442,200	2,577,455
35500 - Other Government Revenues	-	-	3,864,745	3,864,745	6,442,200	2,577,455
54120 - Airport Transfers	-	-	3,902,245	3,864,745	6,492,200	2,589,955
Total Revenues	-	-	3,902,245	3,864,745	6,492,200	2,589,955

**City of Amarillo 2024 Department Request by
Business Unit
54170 - Rental Car Facility**



Description	2021 Actual	2022 Actual	2023 Budget	2023 Revised Estimate	2024 Dept Request	Dept Request Variance
Revenues						
54170 - Rental Car Facility						
Terminal Building Area Rental						
34471 - Customer Facility Charge	518,049	533,181	582,000	582,000	582,000	-
34472 - CONRAC Fuel Revenue	223,155	197,622	348,000	197,622	300,000	-48,000
34400 - Terminal Building Area Rental	741,204	730,803	930,000	779,622	882,000	-48,000
Other Building & Ground Rental						
34680 - Ground Rentals	-	-	-	-	-	-
34600 - Other Building & Ground Rental	-	-	-	-	-	-
Other Government Revenues						
35610 - Grant In Aid – Federal	70,195	-	-	-	-	-
35500 - Other Government Revenues	70,195	-	-	-	-	-
54170 - Rental Car Facility	811,399	730,803	930,000	779,622	882,000	-48,000
Total Revenues	811,399	730,803	930,000	779,622	882,000	-48,000

Expenditures

54170 - Rental Car Facility

Personal Services

41100 - Salaries and Wages	66,155	65,043	60,101	63,397	57,239	-2,862
41300 - Incentive	5,536	5,159	3,618	4,800	3,510	-108
41820 - Health Insurance	22,515	15,164	11,783	13,506	11,283	-500
42300 - State Unemployment	83	49	66	-	66	-
42400 - Workers Compensation	-	-	2,311	2,311	2,311	-
42540 - Tool Allowance	1,504	1,447	900	1,444	900	-
42550 - Communications Allowance	481	463	360	462	360	-
41620 - Unscheduled	-	-	-	1,245	-	-
41900 - Life	44	26	39	25	39	-
42010 - Social Security - Medicare	968	976	943	970	899	-44
42020 - Social Security - OASDI	4,141	4,174	4,029	4,146	3,845	-184
42110 - TMRS	8,805	8,545	9,682	9,964	9,326	-356
42115 - OPEB Funding	1,790	1,752	1,579	1,726	1,507	-72
41000 - Personal Services	112,022	102,798	95,411	103,996	91,285	-4,126

Supplies

51200 - Operating	-	-	-	-	-	-
51250 - Janitor	-29,698	-9,175	-	-9,175	-	-
51810 - CONRAC Fuel Expense	243,490	230,163	300,000	300,000	273,000	-27,000
53100 - Natural Gas	16,423	7,872	5,784	5,784	4,569	-1,215
53150 - Electricity	18,614	24,988	27,776	27,776	28,609	833
51000 - Supplies	248,830	253,849	333,560	324,385	306,178	-27,382

**City of Amarillo 2024 Department Request by
Business Unit
54170 - Rental Car Facility**



Description	2021 Actual	2022 Actual	2023 Budget	2023 Revised Estimate	2024 Dept Request	Dept Request Variance
Contractual Services						
68300 - R & M - Improvements	77,628	42,956	88,000	88,000	70,000	-18,000
60000 - Contractual Services	77,628	42,956	88,000	88,000	70,000	-18,000
Other Charges						
76000 - Depreciation	264,656	220,702	220,700	220,702	220,702	2
70000 - Other Charges	264,656	220,702	220,700	220,702	220,702	2
54170 - Rental Car Facility	703,137	620,304	737,671	737,083	688,165	-49,506
Total Expenditures	703,137	620,304	737,671	737,083	688,165	-49,506

2024-25 Employee Distribution by Position

Entity	54170 - Rental Car Facility
Scenario	Dept Req
Year	2024
Currency	USD

Code and Description	Count
TRD075--AIRPORT LANDSIDE/FLEET MGR	0.3
TRD926--AIRPORT LANDSIDE/FLEET FOREPER	0.3
TRD962--AIRPORT MECHANIC III	0.3
Totals	0.90

New Positions

Code and Description	Count	Pay Grade	Estimated Cost
----------------------	-------	-----------	----------------

Eliminations

Code and Description	Count	Pay Grade	Estimated Cost
----------------------	-------	-----------	----------------

**City of Amarillo 2024 Department Request by Business Unit
54200 - Airport PFC fund**



Description	2021 Actual	2022 Actual	2023 Budget	2023 Revised Estimate	2024 Dept Request	Dept Request Variance
Revenues						
54200 - Airport PFC Fund						
Airfield Fees and Commissions						
34315 - Passenger Facility Charge	1,327,703	1,364,073	1,400,000	1,550,000	1,550,000	150,000
34300 - Airfield Fees and Commissions	1,327,703	1,364,073	1,400,000	1,550,000	1,550,000	150,000
Interest Earnings						
37110 - Interest Income	856	10,629	5,000	7,000	7,000	2,000
37109 - Interest Earnings	856	10,629	5,000	7,000	7,000	2,000
54200 - Airport PFC Fund	1,328,559	1,374,701	1,405,000	1,557,000	1,557,000	152,000
Total Revenues	1,328,559	1,374,701	1,405,000	1,557,000	1,557,000	152,000
Expenditures						
54200 - Airport PFC Fund						
Operating Transfers						
92115 - Airport	1,115,000	1,685,000	-	-	-	-
92000 - Operating Transfers	1,115,000	1,685,000	-	-	-	-
54200 - Airport PFC Fund	1,115,000	1,685,000	-	-	-	-
Total Expenditures	1,115,000	1,685,000	-	-	-	-

**City of Amarillo 2024 Department Request by Business Unit
26630 - Leose Training- Airport Security**



Description	2021 Actual	2022 Actual	2023 Budget	2023 Revised Estimate	2024 Dept Request	Dept Request Variance
Revenues						
26630 - Leose Training- Airport Security						
Other Government Revenues						
36210 - Other Program Revenue	1,068	1,071	1,100	1,071	1,100	-
35500 - Other Government Revenues	1,068	1,071	1,100	1,071	1,100	-
Miscellaneous Revenue						
37410 - Miscellaneous Revenue	-	-	-	-	-	-
37400 - Miscellaneous Revenue	-	-	-	-	-	-
26630 - Leose Training- Airport Securi	1,068	1,071	1,100	1,071	1,100	-
Total Revenues	1,068	1,071	1,100	1,071	1,100	-
Expenditures						
26630 - Leose Training- Airport Security						
Contractual Services						
61410 - Tuition	-	1,316	1,100	1,316	1,100	-
60000 - Contractual Services	-	1,316	1,100	1,316	1,100	-
26630 - Leose Training- Airport Security	-	1,316	1,100	1,316	1,100	-
Total Expenditures	-	1,316	1,100	1,316	1,100	-



City of Amarillo Summary of Expenditures by Activity Classification



Description	2022 Actual	2023 Budget	2024 Dept Request
Utility Services			
01000 - General Fund			
1431 - Solid Waste Collection	14,907,389	15,130,994	17,613,059
1432 - Solid Waste Disposal	5,103,563	5,777,686	5,771,675
05200 - Water and Sewer System Fund			
52100 - Utilities Office	4,909,539	5,732,407	6,428,816
52110 - Director of Utilities	1,549,161	1,199,517	2,234,981
52120 - Water & Sewer General	3,164,601	2,199,668	4,556,342
52121 - Sewer General	13,821,258	14,922,472	15,745,669
52122 - Water General	8,073,871	9,027,668	9,359,735
52123 - Water & Sewer - Transfer	311,576	63,654	63,654
52200 - Water Production	8,726,424	9,021,762	9,560,125
52210 - Water Transmission	6,288,966	7,418,393	7,197,505
52220 - Surface Water Treatment	12,759,732	15,800,715	15,117,503
52230 - Water Distribution	9,377,812	8,680,535	8,781,023
52240 - Waste Water Collection	5,776,062	7,115,028	7,586,158
52260 - River Road Water Reclamation	4,230,974	4,554,272	4,595,243
52270 - Hollywood Road Waste Water Tre	5,976,100	6,440,177	7,336,433
52281 - Laboratory Admin	1,772,116	2,010,065	2,500,857
05600 - Drainage Utility Fund			
56100 - Drainage Utility	5,209,593	7,001,905	8,068,824
Utility Services Total Expenditures	111,958,738	122,096,918	132,517,602



UTILITY BILLING (52100)

2024/25 Budget

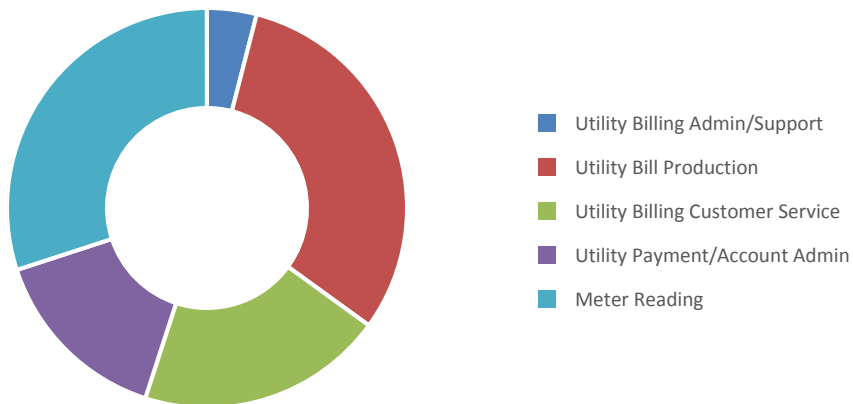
Budget Comparison

	2022/23 Actual	2023/24 Budget	2023 Revised Estimate	2024/25 Budgeted
Personal Services	3,153,401	3,898,002	3,703,782	4,432,251
Supplies	72,208	155,864	112,195	163,474
Contractual Services	1,600,732	1,582,223	1,728,920	1,733,815
Other Charges	83,199	96,318	96,099	99,276
Capital Outlay	—	—	—	—
Operating Transfers	-	—	-	-
Total Expenses	\$ 4,909,539	\$ 5,732,407	\$ 5,640,996	\$ 6,428,816

Total Departmental Revenues	\$ 292,985	\$ 200,000	\$ 354,248	\$ 202,000
------------------------------------	-------------------	-------------------	-------------------	-------------------

Approved Positions

	2022/23 Actual	2023/24 Budget	2024/25 Budgeted
Full-time	67.0	67.0	77.0
Part-time	6.0	8.0	8.0
Total	73.0	75.0	85.0



Mission

Provide accurate and timely billing to customers with the highest regard for public satisfaction. Deliver exceptional service to newcomers, visitors, and residents, whether by phone or in person. And provide customer service that exceeds expectations by listening to customers and responding to their needs in a professional, courteous, and respectful manner.

Strategic Approach

The City of Amarillo Utility Billing department is a high-volume utility service separated into the following functional groups: Customer Service, Contact Center Operations, Cashiering, Mobile Unit Operations, and Meter Reading. Vital Statistics is also supported within Utility Billing.

Utility Billing is often the initial contact with the City of Amarillo for the community. It is the goal of the department to cultivate quality service and work with customers regarding underlying issues related to utility accounts in a timely and positive manner.

The Utility Billing department continues to look for innovative solutions to fulfill and improve in all areas, especially in relation to Customer Service.

The division is responsible for the production and distribution of billing statements in a highly efficient manner and continues to look for new ways to accomplish these goals by investing time and efforts into the future upgrades of our current billing software, Tyler Munis. It is also the goal of Utility Billing to monitor performance within our Contact Center operations to improve response times as well as one-contact resolutions to help improve customer satisfaction of services. It is evident that the division's success depends on its ability to strengthen its current customer relationships. Billing solutions function as a critical touch point between utilities and their customers. With new technologies, utility bills can now serve as a streamlined vehicle for announcing new services and custom communications.

Utility Billing Contact Center Operations have begun the process of working with high call volume departments to assist in taking on some of their frequently asked questions. Contact Center Operations are extremely important to identify and address informational needs for our community. Contact Center staff have worked persistently to train and go live with Solid Waste, Community Development, Animal Management, Planning, and the City Marshals office to assist in working towards a one contact resolution for our community. Within this next year, we would like to continue to include additional departments as well as proceed with the implementation of 311 Informational Services by utilizing our current Contact Center.

Utility Billing worked diligently during the recent pandemic to continue to provide services as well as find solutions to assist customers in all areas within their account. Our team has been innovative in the recent release of our City of Amarillo Mobile Unit. The unit is a full-service mobile office that provides a quick and convenient way for customers to take care of business related to their utility bill account consisting of a drive-thru window and two walk-up windows to assist customers with various needs.

It is the goal of the Utility Billing department to continue to expand relations within our community by promoting water conservation. The incorporation of the new Water Conservation mascots, Oga and Llala, has provided the department with the ability to not only reach the goal to be more active within the community, but also work with other city departments to form a Water Conservation Committee. We have had the opportunity to be a part of several successful city events as well as received requests from local businesses to participate in local events to gain exposure and promote educate the importance of water conservation. It is our goal for this next budget year to work with the school district and libraries to continue to enhance the growth of our customers and community.

Programs of the Utility Billing Department

**Administration and Support
2024/25 Budget — \$257,153 of Budget**

This program provides support and accounts for the accurate recording of information gathered from the reading for billing, and then the collection of accounts. Our goal is to improve responsiveness and overall customer satisfaction. With the implementation of the InContact call center software, customers can now utilize new technologies that provide customized communications. The implementation has reduced call wait times by providing an auto-callback feature and has also provided the ability to email and chat with agents regarding their accounts.

<i>Performance Measures/Indicators:</i>	2022/23 Actual	2023/24 Estimated	2024/25 Projected
Contact by email	21,463	22,000	22,750
Contact by chat	1,120	1,500	1,750
Annual customer contact in person	11,588	12,000	12,500
Annual customer contact thru Mobile Unit	4,512	5,000	6,000

311 Contact Center-Informational Services

Over the years, we have listened to our community concerns and have found that informational services are lacking within the City of Amarillo. Citizens want transparency, validation, and resolution within our community. These concerns are precisely why a 311 Contact Center is a critical component of municipal government. 311 Contact Centers not only provide efficiency and effectiveness in delivery of service, but also alleviates non-emergency calls from the 911 emergency call center, improves customer service, and better manages costs and budgets. Improvements in visibility and management of services are also made because leaders can obtain a better understanding of the most common requests, where they occur and how quickly they are resolved. Management can also gain more relevant insight into the end-to-end citizen experience.

As stated previously, contact center staff have worked diligently to train and go live with Solid Waste, Community Development, Animal Management, Planning, and the City Marshals office to assist in working towards a one contact resolution for our community.

Within this next year, we would like to continue to include additional departments as well as proceed with the implementation of 311 Informational Services with the reorganization of our current operations.

UTILITY BILLING (52100)

2024/25 Budget

<i>Performance Measures/Indicators:</i>	2022/23 Actual	2023/24 Estimated	2024/25 Projected
Annual contact by phone for Utility Billing	118,686	125,000	150,000
Annual contact by phone for Solid Waste	7,592	8,500	10,000
Annual contact by phone for AMW	2,141	3,700	4,000
Annual contact by phone for Community Development	13,309	20,000	25,000
Annual contact by phone for City Marshal	N/A	2,197	5,200
Annual contact by phone for Planning	N/A	1,524	3,500
Annual contact by phone for 311 (Operator)	64,985	70,000	75,000
Responsiveness-calls handled within 3 mins	63%	75%	80%
Responsiveness-wait time 3 mins or more	37%	25%	20%

Bill Production

2024/25 Budget — \$1,992,933 of Budget

This program is responsible for the production of more than 850,000 customer bills annually. Billings are processed three times per week based on the City's 12-meter reading cycles. Utility Billing produces the bills for Water and Sewer, Drainage Utility, and Solid Waste. The preparations of meter reading books are completed within a span of two days and consist of the data entry of re-reads and verifications. The production of bills takes approximately five hours and includes verification of data, calculation of bills, creation of the billing journal, and distribution of bills. The addition of the Utility Billing Specialist position has increased the accuracy and efficiency of bill production and auditing. The Utility Billing Specialist coordinates with the Meter Reader and Water Distribution staff members to assist with customer concerns with minimal impact on customer billing.

<i>Performance Measures/Indicators:</i>	2022/23 Actual	2023/24 Estimated	2024/25 Projected
Accounts billed monthly	83,150	83,500	84,000

Billing Customer Service

2024/25 Budget — \$1,285,763 of Budget

Utility Billing Customer Service staff is divided into two functional groups: Credit Services and New Connections. All staff members work to provide exemplary, quick service while always striving to improve customer satisfaction.

Credit Services responds to requests for payment arrangements and issues service orders for connections, reconnections, and meter installations. Credit Services distributes service orders regarding high bill inquiries and investigates accounts where customers may be experiencing leaks. Applications and requests for fire hydrant meters and the collection of current readings for each fire hydrant are completed within Credit Services. All final bills are produced within Credit Services and service outage calls are carried out by all available staff members during regular business hours.

New Connection functions are initial requests for services such as new, transfer, and completion of service. All staff members interact with customers whose needs vary from simple billing questions to more complex investigations regarding the establishment of services. Staff also work with assisting other city departments in processing new tap orders. The calculation and application of additional fees are also performed within Customer Service.

Staff can provide multiple types of arrangement options to customers. Utility Billing also works with Water Distribution as the city transitions to an electronic service order environment.

<i>Performance Measures/Indicators:</i>	2022/23 Actual	2023/24 Estimated	2024/25 Projected
Total arrangements issued	2,161	2,200	2,250
6-month arrangements issued	1,737	1,750	1,750
12-month arrangements issued	424	450	500
Total broken arrangements	77%	50%	45%
Time spent per new service request	5 minutes	5 minutes	5 minutes
Time spent per discontinued service request	4 minutes	4 minutes	4 minutes
Time spent per transfer service request	5 minutes	5 minutes	5 minutes

Payment and Account Administration

2024/25 Budget — \$964,322 of Budget

Payment and Account Administration staff are responsible for processing payments. Payments are collected in person, through third parties, and by mail. In addition to the collection of payments, staff members process and collect returned checks. The Payment and Account Administration also accepts payment for bus tickets and passes. It is the division’s expectation to experience an increase in the number of transactions submitted within the self-serve portals with implementation of the new software.

<i>Performance Measures/Indicators:</i>	2022/23 Actual	2023/24 Estimated	2024/25 Projected
Cash handled (daily)	\$11,104.3	\$11,169.94	\$11,236
Cash payments (monthly)	\$228,563	\$229,914.68	\$231,274
Credit card payments (monthly)	\$206,601.94	\$236,703.27	\$271,190
Check payments (monthly)	\$1,344,262	\$1,492,724.85	\$1,657,585
ACH Payments (monthly)	\$370,669	\$535,312.56	\$575,400
Total transactions (daily)	355	380	400
Number of walk-in customers (monthly)	7,100	7,500	7,900
Mail in Checks Processed (monthly)	\$1,339,009.44	\$1,335,077.56	\$1,371,340.00
Mail in Checks Processed (daily)	\$65,053.09	\$65,833.73	\$66,625.00

Meter Reading

2024/25 Budget — \$1,928,645 of Budget

Meter Reading staff are responsible for providing reliable and timely reads of approximately 72,500 meters monthly. Daily routes are assigned to each staff member which contain approximately 500 meters within a walking route. All walking routes are completed within the first half of the workday and the remainder of the day is designated to re-reads. All Meter Reading staff members work through a variety of elements and obstacles, such as encountering aggressive animals, the inability to gain access to meters, and inclement weather. With the addition of a Meter Reader Foreperson position, the program has had the ability to reduce the number of orders distributed to the Service Center. New handheld devices have improved the accuracy of reading without malfunctioning. With the increase in meter reading accuracy, it is anticipated that customer complaints will diminish phone queue wait times.

Advanced Metering Infrastructure (AMI) will be implemented over the next two years. This includes smart meters and communication modules with real-time data that speeds processing and allows customers more control over their water usage.

UTILITY BILLING (52100)

2024/25 Budget

<i>Performance Measures/Indicators:</i>	2022/23 Actual	2023/24 Estimated	2024/25 Projected
Meters read	92%	95%	97%
Meters estimated	8%	5%	3%
Internal account adjustments	3.82%	3.50%	3.00%
Verification by service reps	0.32%	0.27%	0.25%
Average daily re-reads	50	40	30

Total Utility Billing 2024/25 Budget — \$6,428,816

City of Amarillo 2024 Department Request by Business Unit

52100 - Utilities Office



Description	2021 Actual	2022 Actual	2023 Budget	2023 Revised Estimate	2024 Dept Request	Dept Request Variance
Revenues						
52100 - Utilities Office						
Utility Sales & Services						
34080 - Door Tag Fees	154,088	202,708	200,000	250,226	202,000	2,000
34000 - Utility Sales & Services	154,088	202,708	200,000	250,226	202,000	2,000
Interest Earnings						
37125 - Other Interest Income	8,862	90,242	—	103,987	—	—
37109 - Interest Earnings	8,862	90,242	—	103,987	—	—
Miscellaneous Revenue						
37410 - Miscellaneous Revenue	40	35	—	35	—	—
37465 - NBV Asset Disposal	—	—	—	—	—	—
37400 - Miscellaneous Revenue	40	35	—	35	—	—
52100 - Utilities Office	162,990	292,985	200,000	354,248	202,000	2,000
Total Revenues	162,990	292,985	200,000	354,248	202,000	2,000

Expenditures

52100 - Utilities Office

Personal Services

41100 - Salaries and Wages	1,828,244	2,111,523	2,661,974	2,487,837	3,020,963	358,989
41300 - Incentive	7,417	8,721	13,804	10,938	10,800	-3,004
41620 - Unscheduled	23,709	48,784	25,000	40,744	25,000	—
41820 - Health Insurance	510,225	536,319	521,448	541,308	595,288	73,840
42300 - State Unemployment	3,636	4,361	5,763	5,057	6,909	1,146
42400 - Workers Compensation	11,999	11,781	30,272	30,272	30,272	—
42550 - Communications Allowance	1,203	1,157	1,200	1,155	1,200	—
42560 - Change in Sick and Annua	12,194	28,171	—	—	—	—
41900 - Life	1,490	1,601	2,747	1,668	3,157	410
42010 - Social Security - Medicare	25,874	30,178	38,815	35,399	43,975	5,160
42020 - Social Security - OASDI	108,330	124,386	158,975	145,272	183,705	24,730
42110 - TMRS	-118,421	249,881	375,696	345,046	438,982	63,286
42115 - OPEB Funding	-26,008	50,930	62,308	59,086	72,000	9,692
41000 - Personal Services	2,389,892	3,207,794	3,898,002	3,703,782	4,432,251	534,249

Supplies

51110 - Office Expense	23,728	46,238	100,000	50,000	100,000	—
51120 - Safety Program	743	622	3,000	3,000	3,000	—
51200 - Operating	1,310	929	1,000	1,000	1,000	—
51300 - Clothing and Linen	6,908	8,461	12,501	14,000	15,001	2,500
51350 - Chemical and Medical	174	82	500	500	500	—
51560 - Conservation Expenditures	24,113	6,439	10,626	8,000	10,626	—
51700 - Education	—	299	15,000	15,000	15,000	—
51800 - Fuel & Oil	5	—	—	—	—	—
51850 - Minor Tools	10,109	2,586	10,000	10,000	10,000	—
51950 - Minor Office Equipment	4,412	5,043	—	5,043	5,043	5,043

City of Amarillo 2024 Department Request by Business Unit

52100 - Utilities Office



Description	2021 Actual	2022 Actual	2023 Budget	2023 Revised Estimate	2024 Dept Request	Dept Request Variance
52050 - Auto Parts	401	—	750	—	750	—
53150 - Electricity	773	1,507	2,237	5,652	2,304	67
52050.LABOR - Auto Parts Labor	—	—	250	—	250	—
51000 - Supplies	72,678	72,208	155,864	112,195	163,474	7,610
Contractual Services						
61100 - Communications Billing	13,352	11,720	13,000	13,000	13,000	—
61200 - Postage	375,213	400,829	500,000	400,000	400,000	-100,000
61400 - Dues	—	100	—	100	100	100
61410 - Tuition	599	2,160	5,000	5,000	5,000	—
61412 - Training	—	19,340	35,000	35,000	35,000	—
62000 - Professional	269,103	329,384	300,000	350,000	350,000	50,000
63210 - Armored Car Service	2,970	2,970	2,816	2,134	—	-2,816
63300 - Collection Expense	14,597	11,283	70,000	70,000	70,000	—
68610 - Office Equipment	—	1,180	—	1,080	1,080	1,080
68620 - Computer Equipment	28,410	80,634	95,000	95,000	95,000	—
69210 - Rental City Equipment	95,216	101,881	107,606	107,606	110,834	3,228
69220 - Rental Other Equipment	—	—	1,350	—	1,350	—
69300 - Leased Computer Software	663,468	639,250	452,451	650,000	652,451	200,000
60000 - Contractual Services	1,462,928	1,600,732	1,582,223	1,728,920	1,733,815	151,592
Other Charges						
75100 - Travel	—	6,756	15,000	15,000	15,000	—
75300 - Meals and Local	—	302	300	302	300	—
76000 - Depreciation	33,354	41,770	47,011	47,290	47,529	518
71100 - Insurance and Bonds	30,507	34,328	33,507	33,507	36,447	2,940
78210 - Cash Over/Short	—	43	500	—	—	-500
70000 - Other Charges	63,861	83,199	96,318	96,099	99,276	2,958
52100 - Utilities Office	3,989,359	4,963,932	5,732,407	5,640,996	6,428,816	696,409
Total Expenditures	3,989,359	4,963,932	5,732,407	5,640,996	6,428,816	696,409

2024-25 Employee Distribution by Position

Entity	52100 - Utilities Office
Scenario	Dept Req
Year	2024
Currency	USD

Code & Description	Count
CLR430--CUSTOMER SERVICE REP	12.0
CLR010--BILLING SPECIALIST	1.0
CLR042--ASSISTANT CASHIER SUPERVISOR	1.0
CLR057--CASHIER SUPERVISOR	1.0
CLR068--CUSTOMER SERVICE LEAD	2.0
CLR077 - CALL CENTER AGENT	12.0
CLR098--CUSTOMER SERVICE SUPERVISOR	1.0
CLR557--CASHIER LEAD	1.0
CLR635--BOOKKEEPER/PURCHASING SPEC	1.0
CLR012--SYSTEMS SPECIALIST	1.0
CLR015--QA SPECIALIST	1.0
CLR412--UTILITY BILLING CASHIER	5.0
CLR450--VITAL STATISTICS SUPERVISOR	1.0
CLR455--VITAL STATISTICS CLERK	4.0
CLR191--CALL CENTER LEAD	3.0
CLR540--LEAD TRAINING COORDINATOR	1.0
ADM170--UTILITY BILLING MANAGER	1.0
ADM171--ASSISTANT MGR UTILITY BILLING	1.0
HRL135--311 CALL CENTER AGENT -HRLY	4.0
HRL904--ADMIN ASSISTANT-HRLY	1.0
HRL170 - METER READER (HRLY)	1.0
TRD170--METER READER I	12.0
TRD171--METER READER II	1.0
NEW222 - VITAL STATISTICS CLERK (HRLY)	2.0
CLR555--MOBILE UNIT AGENT	3.0
CLR840--311 CALL CENTER SUPERVISOR	1.0
TRD332 - METER SERVICE REPS	9.0
TRD335 - METER SERVICE REP II	1.0
Totals	85.0

New Positions

Code and Description	Count	Pay Grade	Estimated Cost
----------------------	-------	-----------	----------------

Eliminations

Code and Description	Count	Pay Grade	Estimated Cost
----------------------	-------	-----------	----------------

DIRECTOR OF UTILITIES (52110, 52120, 52121, 52122, 52123)

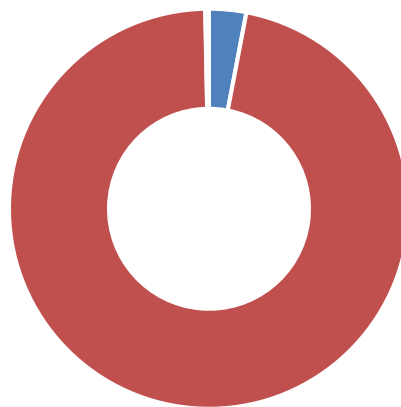
2024/25 Budget

Budget Comparison

	2022/23 Actual	2023/24 Budget	2023 Revised Estimate	2024/25 Budgeted
Personal Services	\$ 1,236,618	\$ 1,029,006	\$ 704,737	\$ 908,135
Supplies	71,314	56,901	56,070	103,901
Contractual Services	419,896	772,876	349,816	774,545
Other Charges	15,172,757	13,903,002	13,620,348	15,525,827
Debt Service	6,777,328	9,067,340	9,180,035	9,266,569
Operating Transfers	3,242,554	2,583,854	2,578,232	5,381,404
Total Expenses	\$ 26,920,467	\$ 27,412,979	\$ 26,489,238	\$ 31,960,381

Approved Positions

	2022/23 Actual	2023/24 Budget	2024/25 Budgeted
Full-time	8.0	8.0	8.0
Part-time	-	-	-
Total	8.0	8.0	8.0



- Support and Managerial Oversight of Division
- Water & Sewer General
- Water & Sewer Capital

Mission

Supply continuous high-quality water, sewer, and environmental services to our customers in a safe and efficient manner, supporting Amarillo's high quality of life now and in the future. This is accomplished through innovative employees demonstrating teamwork, commitment, and outstanding customer service.

Goals and Objectives

The Director of Utilities office leads and supervises seven departments, including Water Production, Transmission, Treatment, Distribution, Wastewater Collection, Treatment, and Environmental Lab. Their primary goal is to ensure the City of Amarillo provides clean and safe drinking water to its citizens, along with effective wastewater treatment. They focus on strategic planning throughout the organization to maintain excellent customer service while aligning with the department's mission.

The Director of Utilities Office is committed to upholding the city's values by implementing best practices and management strategies that prioritize economic development, fiscal responsibility, and compliance. They closely manage the seven departments, ensuring adherence to regulations at Water and Wastewater Treatment Plants. They also explore alternative operational and procurement methods to maximize limited resources, provide employee training for skill enhancement, and address customer concerns for improved service.

The Director of Utilities keeps abreast of regulations from organizations like the American Water Works Association (AWWA), Texas Commission on Environmental Quality (TCEQ), and Environmental Protection Agency (EPA) to maintain compliance. They oversee utilities infrastructure management, including maintenance and expansion to support city growth. They monitor the age of existing infrastructure and plan improvements and replacements accordingly. Additionally, they track inventory to anticipate future infrastructure needs due to Amarillo's growth. By the end of fiscal year 23/24 the Water Department will have updated the Water Master Plan. As well have started preparations to update the Wastewater Master Plan in 24/25.

Programs of the Director of Utilities Office

Support and Managerial Oversight of Utilities Department 2024/25 Budget — \$958,811 of Budget

The Director of Utilities is responsible for providing support and managerial oversight for the seven departments within the Water Utilities Department. In early 2016, there was a reorganization in the Director of Utilities Office that merged staff with the Engineering Department. This move led to the formation of a Capital Projects and Development Engineering group. During this transition, the Director of Utilities retained five key positions: Director of Utilities, Assistant Director of Utilities, Program Manager, Office Administrator, and Administrative Assistant I.

In 2023, another structured reorganization took place, resulting in the establishment of a core management team. Presently, the Director of Utilities staff comprises the Director of Utilities, Assistant Director of Utilities O&M Engineer, Assistant Director of Utilities Regulatory Compliance, Utilities Business Administrator, Asset Management Program Manager, and Utility Analyst. The creation of an Asset Management system will ensure the sustainability of the levels of service for the foreseeable future. Additionally, the Director of Utilities Office provides support for the Utility HR Generalist and the Utility Safety Officer.

DIRECTOR OF UTILITIES
(52110, 52120, 52121, 52122,
52123)

2024/25 Budget

<i>Performance Measures/Indicators:</i>	2022/23 Actual	2023/24 Estimated	2024/25 Projected
Public awareness meetings on water conservation	7	12	12
Evaluation of departments to comply with best practices for department	7	7	7
Number of positions supported	170	225	240
Regulatory compliance review for departments	7	7	7

Water and Sewer General

2024/25 Budget — \$30,905,688 of Budget

This program includes administrative and professional costs not attributable to specific Water and Sewer departments.

Water and Sewer Capital

2024/25 Budget — \$95,881 of Budget

The City's Capital Improvement Plan ("CIP") represents the staff's determination of projects that need to be completed during the next five years to improve the quality of life for all our citizens and to improve our service delivery system. The Director of Utilities plans for projects such as the installation of new water and sewer mains, repairs of or improvements to existing water and sewer infrastructure, and vehicles or equipment needed. Funding for these projects is provided by Water and Sewer rates revenues.

Total Director of Utilities 2024/25 Budget — \$31,960,381

City of Amarillo 2024 Department Request by Business Unit

52110 - Director of Utilities



Description	2021 Actual	2022 Actual	2023 Budget	2023 Revised Estimate	2024 Dept Request	Dept Request Variance
Revenues						
52110 - Director of Utilities						
Construction Participation						
35420 - Owner Participation	94,784	141,794	-	-	-	-
35300 - Construction Participation	94,784	141,794	-	-	-	-
Miscellaneous Revenue						
37130 - Discounts Earned	2,159	1,146	2,000	38,731	2,000	-
37410 - Miscellaneous Revenue	-	-	-	-	-	-
37400 - Miscellaneous Revenue	2,159	1,146	2,000	38,731	2,000	-
52110 - Director of Utilities	96,943	142,940	2,000	38,731	2,000	-
Total Revenues	96,943	142,940	2,000	38,731	2,000	-

Expenditures

52110 - Director of Utilities

Personal Services

41100 - Salaries and Wages	413,108	1,040,844	676,204	515,519	607,044	-69,160
41300 - Incentive	352	46	950	-	950	-
41820 - Health Insurance	45,445	39,923	79,032	44,186	47,964	-31,068
42200 - Tuition Reimbursement	-	-	4,000	5,426	5,500	1,500
42300 - State Unemployment	306	385	884	266	884	-
42400 - Workers Compensation	348	1,001	1,199	1,199	1,199	-
42510 - Car Allowance	4,883	5,779	9,000	9,453	6,000	-3,000
42530 - Moving Expense	-	15,000	-	-	-	-
42550 - Communications Allowance	2,409	3,188	4,800	4,211	2,400	-2,400
42560 - Change in Sick and Annua	-100,335	19,053	-	-	-	-
41900 - Life	109	123	328	120	328	-
42010 - Social Security - Medicare	5,959	15,308	10,006	7,463	8,924	-1,082
42020 - Social Security - OASDI	25,479	26,163	41,616	31,299	38,014	-3,602
42110 - TMRS	-13,693	50,985	102,811	73,681	92,563	-10,248
42115 - OPEB Funding	2,336	25,490	16,767	11,914	14,956	-1,811
41000 - Personal Services	386,706	1,243,289	947,597	704,737	826,726	-120,871

Supplies

51110 - Office Expense	3,280	7,292	2,500	2,500	2,500	-
51115 - Employee Recognition Program	810	4,491	5,500	7,500	7,000	1,500
51200 - Operating	856	14,895	300	300	800	500
51300 - Clothing and Linen	-	527	600	550	600	-
51560 - Conservation Expenditures	16,288	37,762	43,001	43,000	43,001	-
51700 - Education	47	6,281	3,500	2,000	3,500	-
51970 - Software	17	66	1,000	200	46,000	45,000
51980 - IT Hardware	-	-	500	-	500	-
52050 - Auto Parts	-	-	-	20	-	-
51000 - Supplies	21,298	71,314	56,901	56,070	103,901	47,000

Contractual Services

61200 - Postage	837	550	850	120	850	-
61300 - Advertising	3,140	5,020	5,000	1,500	5,000	-
61400 - Dues	10,855	25,553	19,500	19,000	19,500	-

City of Amarillo 2024 Department Request by Business Unit

52110 - Director of Utilities



Description	2021 Actual	2022 Actual	2023 Budget	2023 Revised Estimate	2024 Dept Request	Dept Request Variance
61410 - Tuition	-	4,076	8,000	14,000	8,000	-
61415 - Safety Training	-	105	1,000	3,000	2,500	1,500
62000 - Professional	383,429	86,953	10,000	15,000	10,000	-
68610 - Office Equipment	378	1,511	1,500	850	1,500	-
68620 - Computer Equipment	-	-	-	-	-	-
69210 - Rental City Equipment	5,007	5,358	5,626	5,626	5,795	169
60000 - Contractual Services	403,645	129,126	51,476	59,096	53,145	1,669
Other Charges						
72000 - Communication	-	296	500	200	500	-
74000 - Printing and Binding	8,379	4,877	8,000	3,000	8,000	-
76000 - Depreciation	100,904	101,103	106,104	100,904	106,104	-
71100 - Insurance and Bonds	2,825	2,909	2,939	2,939	1,120,605	1,117,666
75100 - Travel	5,716	2,192	25,000	5,000	15,000	-10,000
75300 - Meals and Local	50	659	1,000	1,000	1,000	-
70000 - Other Charges	117,875	112,035	143,543	113,043	1,251,209	1,107,666
52110 - Director of Utilities	929,523	1,555,765	1,199,517	932,946	2,234,981	1,035,464
Total Expenditures	929,523	1,555,765	1,199,517	932,946	2,234,981	1,035,464

2024-25 Employee Distribution by Position

Entity	52110 - Director of Utilities
Scenario	Dept Req
Year	2024
Currency	USD

Code and Description	Count
ADM300--DIRECTOR OF UTILITIES	1.0
ADM301--ASSISTANT DIR OF UTILITIES	2.0
ADM176--ASSET MANAGEMENT PROGRAM MANAGER	1.0
ADM302--UTILITIES BUSINESS ADMINISTRATOR	1.0
PRF160--SAFETY COORDINATOR	1.0
PRF250--HUMAN RESOURCE GENERALIST	1.0
UTILITY ANALYST	1.0
Totals	8

New Positions

Code and Description	Count	Pay Grade	Estimated Cost
----------------------	-------	-----------	----------------

Eliminations

Code and Description	Count	Pay Grade	Estimated Cost
----------------------	-------	-----------	----------------

City of Amarillo 2024 Department Request by Business Unit

52120 - Water & Sewer General



Description	2021 Actual	2022 Actual	2023 Budget	2023 Revised Estimate	2024 Dept Request	Dept Request Variance
Revenues						
52120 - Water & Sewer General						
Fines and Forfeitures						
35216 - Forfeited Disc.-Water&S	827,234	975,491	824,000	1,339,455	824,000	-
35000 - Fines and Forfeitures	827,234	975,491	824,000	1,339,455	824,000	-
Interest Earnings						
37110 - Interest Income	1,065,662	6,620,717	7,500,000	10,800,000	10,000,000	2,500,000
37115 - Unrealized G/L	-1,245,539	210,876	-	226,411	-	-
37109 - Interest Earnings	-179,877	6,831,594	7,500,000	11,026,411	10,000,000	2,500,000
Miscellaneous Revenue						
37140 - Returned Check Fees	33,150	30,930	31,000	43,710	33,000	2,000
37410 - Miscellaneous Revenue	-	-	-	643	-	-
37400 - Miscellaneous Revenue	33,150	30,930	31,000	44,353	33,000	2,000
52120 - Water & Sewer General	680,507	7,838,014	8,355,000	12,410,219	10,857,000	2,502,000
Total Revenues	680,507	7,838,014	8,355,000	12,410,219	10,857,000	2,502,000
Expenditures						
52120 - Water & Sewer General						
Personal Services						
41500 - PFP	-	-	81,409	-	81,409	-
41000 - Personal Services	-	-	81,409	-	81,409	-
Contractual Services						
62025 - Blackridge Contract	180,000	285,000	300,000	285,000	300,000	-
63140 - Audit Fee	5,200	5,720	5,000	5,720	5,000	-
69300 - Leased Computer Software	-	-	416,400	-	416,400	-
60000 - Contractual Services	185,200	290,720	721,400	290,720	721,400	-
Other Charges						
77610 - Information Technology - City	815,762	873,199	916,859	895,029	953,533	36,674
78230 - Loss on Bad Debt	1,428,532	1,584,282	480,000	-	-	-480,000
70000 - Other Charges	2,244,294	2,457,481	1,396,859	895,029	953,533	-443,326
Operating Transfers						
92130 - General Construction	2,847,118	416,400	-	-	-	-
92000 - Operating Transfers	2,847,118	416,400	-	-	-	-
52120 - Water & Sewer General	5,276,612	3,164,601	2,199,668	1,185,749	1,756,342	-443,326
Total Expenditures	5,276,612	3,164,601	2,199,668	1,185,749	1,756,342	-443,326

City of Amarillo 2024 Department Request by Business Unit

52121 - Sewer General



Description	2021 Actual	2022 Actual	2023 Budget	2023 Revised Estimate	2024 Dept Request	Dept Request Variance
Revenues						
52121 - Sewer General						
Utility Sales & Services						
34030 - Sewer Charges	27,652,251	29,232,248	30,453,278	30,851,081	31,159,592	706,314
34040 - Ind Waste Sewer Surchar	281,104	818,780	315,000	287,588	318,150	3,150
34045 - Liq. Waste Disp. Fee	151,730	153,025	164,849	151,988	156,000	-8,849
34060 - Sale of Reclaimed Water	612,496	638,082	615,300	605,721	651,000	35,700
34000 - Utility Sales & Services	28,697,581	30,842,135	31,548,427	31,896,378	32,284,742	736,315
Tap Fees and Frontage Charges						
34220 - Sewer Tap Fees	128,726	29,778	24,998	69,910	71,000	46,002
34240 - Sewer Frontage Charges	14,723	1,950	6,000	1,950	6,000	-
34200 - Tap Fees and Frontage Charges	143,449	31,728	30,998	71,860	77,000	46,002
Interest Earnings						
37125 - Other Interest Income	106	71	-	-	-	-
37109 - Interest Earnings	106	71	-	-	-	-
Rent						
37155 - Surface Land Rental	28,170	43,319	35,000	40,392	35,000	-
37150 - Rent	28,170	43,319	35,000	40,392	35,000	-
52121 - Sewer General	28,869,306	30,917,253	31,614,425	32,008,630	32,396,742	782,317
Total Revenues	28,869,306	30,917,253	31,614,425	32,008,630	32,396,742	782,317
Expenditures						
52121 - Sewer General						
Other Charges						
77840 - Administrative Sewer	852,265	852,265	736,883	736,883	832,152	95,269
77850 - Pymnt Lieu of Franch Tx	1,336,332	1,533,108	1,594,798	1,668,229	1,844,687	249,889
77860 - Pymnt Lieu of Prop Tx -	1,867,912	2,187,413	2,120,826	2,120,826	2,148,099	27,273
78010 - Fiscal Agent Fees	15,930	16,425	13,000	16,425	13,000	-
78210 - Cash Over/Short	-	29	-	-	-	-
70000 - Other Charges	4,072,439	4,589,240	4,465,507	4,542,363	4,837,938	372,431
Debt Service						
89200 - Bond Interest Payments	3,527,461	6,548,311	7,936,765	7,936,765	8,389,981	453,216
89350 - Bond Issuance Costs	194,867	169,128	-	112,695	-	-
89000 - Debt Service	3,722,327	6,717,439	7,936,765	8,049,460	8,389,981	453,216
Operating Transfers						
92170 - Trsf to Debt Service	-	2,514,578	2,520,200	2,514,578	2,517,750	-2,450
92000 - Operating Transfers	-	2,514,578	2,520,200	2,514,578	2,517,750	-2,450
52121 - Sewer General	7,794,767	13,821,258	14,922,472	15,106,401	15,745,669	823,197
Total Expenditures	7,794,767	13,821,258	14,922,472	15,106,401	15,745,669	823,197

City of Amarillo 2024 Department Request by Business Unit

52122 - Water General



Description	2021 Actual	2022 Actual	2023 Budget	2023 Revised Estimate	2024 Dept Request	Dept Request Variance
Revenues						
52122 - Water General						
Utility Sales & Services						
34010 - Water Metered Sales	63,382,534	62,547,908	72,196,818	68,419,788	72,605,000	408,182
34070 - Water Service Charges	1,290,809	359,109	1,365,673	1,263,447	1,393,123	27,450
34000 - Utility Sales & Services	64,673,343	62,907,017	73,562,491	69,683,235	73,998,123	435,632
Tap Fees and Frontage Charges						
34210 - Water Tap Fees	272,483	60,442	75,000	183,823	198,000	123,000
34230 - Water Frontage Charges	7,480	5,203	6,000	1,760	6,000	-
34266 - Lab Fees	98,700	87,149	103,950	80,000	89,000	-14,950
34200 - Tap Fees and Frontage Charges	378,663	152,794	184,950	265,583	293,000	108,050
Interest Earnings						
37125 - Other Interest Income	816	795	-	-	-	-
37109 - Interest Earnings	816	795	-	-	-	-
Rent						
37155 - Surface Land Rental	94,445	109,537	95,160	71,932	95,160	-
37150 - Rent	94,445	109,537	95,160	71,932	95,160	-
Miscellaneous Revenue						
37141 - Merchant Service Fees	-881,300	-675,083	-890,000	-1,053,496	-920,000	-30,000
37143 - Rain Sensor Rebate	50	-	-	-	-	-
37400 - Miscellaneous Revenue	-881,250	-675,083	-890,000	-1,053,496	-920,000	-30,000
52122 - Water General	64,266,017	62,495,059	72,952,601	68,967,254	73,466,283	513,682
Total Revenues	64,266,017	62,495,059	72,952,601	68,967,254	73,466,283	513,682
Expenditures						
52122 - Water General						
Other Charges						
77810 - Administrative Water	998,810	998,810	865,037	865,037	976,875	111,838
77820 - Pymnt Lieu of Franch Tx	3,146,818	3,606,101	3,751,971	3,924,791	4,337,935	585,964
77830 - Pymnt Lieu of Prop Tx -	2,955,635	3,409,071	3,280,085	3,280,085	3,168,337	-111,748
78210 - Cash Over/Short	-	-	-	-	-	-
70000 - Other Charges	7,101,263	8,013,982	7,897,093	8,069,913	8,483,147	586,054
Debt Service						
89200 - Bond Interest Payments	-30,521	-10,392	1,130,575	1,130,575	863,588	-266,987
89300 - Fiscal Agent Bond Fees	-	-	-	-	13,000	13,000
89350 - Bond Issuance Costs	130,788	70,281	-	-	-	-
89000 - Debt Service	100,267	59,889	1,130,575	1,130,575	876,588	-253,987
52122 - Water General	7,201,531	8,073,871	9,027,668	9,200,488	9,359,735	332,067
Total Expenditures	7,201,531	8,073,871	9,027,668	9,200,488	9,359,735	332,067

**City of Amarillo 2024 Department Request by
Business Unit
52123 - Water & Sewer - Transfer**



Description	2021 Actual	2022 Actual	2023 Budget	2023 Revised Estimate	2024 Dept Request	Dept Request Variance
Revenues						
52123 - Water & Sewer - Transfer						
Operating Transfers In						
39110 - Tsf In fr General Fund	180,000	-	-	-	-	-
39100 - Operating Transfers In	180,000	-	-	-	-	-
52123 - Water & Sewer - Transfer						
Proceeds from LT Debt						
39810 - Proceeds from LTerm Debt	-	-	-	-	-	-
39800 - Proceeds from LT Debt	-	-	-	-	-	-
52123 - Water & Sewer - Transfer	180,000	-	-	-	-	-
Total Revenues	180,000	-	-	-	-	-
Expenditures						
52123 - Water & Sewer - Transfer						
Operating Transfers						
92120 - Information Services	66,599	66,847	63,654	63,654	63,654	-
92125 - Municipal Garage	4,500	244,729	-	-	-	-
92130 - General Construction	-	-	-	-	-	-
92000 - Operating Transfers	71,099	311,576	63,654	63,654	63,654	-
52123 - Water & Sewer - Transfer	71,099	311,576	63,654	63,654	63,654	-
Total Expenditures	71,099	311,576	63,654	63,654	63,654	-

WATER PRODUCTION (52200, 52210, 52220)

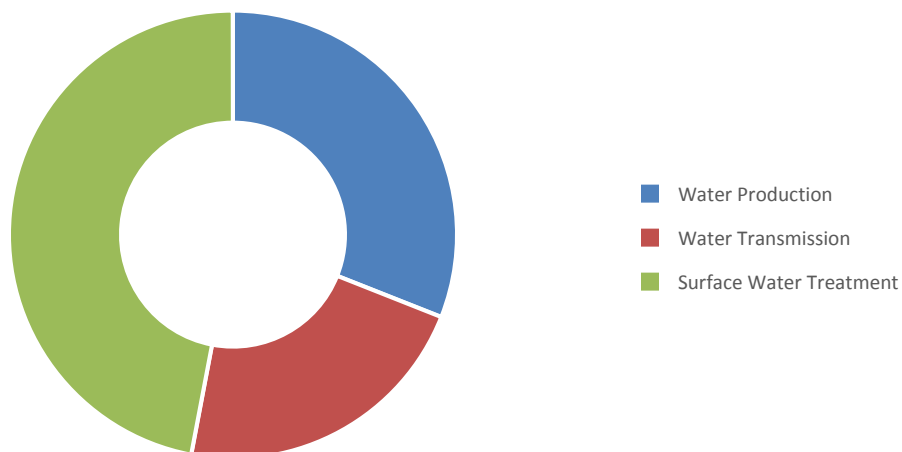
2024/25 Budget

Budget Comparison

	2022/23 Actual	2023/24 Budget	2023 Revised Estimate	2024/25 Budgeted
Personal Services	\$ 2,909,547	\$ 3,309,289	\$ 3,026,767	\$ 3,691,903
Supplies	6,053,024	6,575,683	5,814,290	6,930,486
Contractual Services	2,426,774	3,064,619	4,240,611	3,636,915
Other Charges	16,385,777	18,771,279	15,945,410	16,958,829
Capital Outlay	-	520,000	520,000	495,000
Total Operating Expense	\$ —	\$ —	\$ —	\$ 162,000
Operating Transfers	\$ —	\$ —	\$ —	\$ —
Total Expenses	\$ 27,775,122	\$ 32,240,870	\$ 29,547,078	\$ 31,875,133

Approved Positions

	2022/23 Actual	2023/24 Budget	2024/25 Budgeted
Full-time	47.0	47.0	50
Part-time	-	-	—
Total	47.0	47.0	50.0



Mission

The focus of Water Production is to provide a constant supply of high-quality, low-cost water that satisfies the ever-changing demands of our customers while protecting public health in accordance with federal and state laws governing water quality.

Goals and Objectives

As a major city located in the High Plains of Texas, having a dependable water supply is crucial for Amarillo's survival, economy, and overall quality of life. However, changing weather patterns in recent years have made it necessary to reassess what's considered normal and rely more on groundwater sources. With the city's population and economy growing, alongside various competing needs, Amarillo is collaborating with engineers, the Texas Water Development Board (TWDB), and the Texas Commission on Environmental Quality (TCEQ) to create and execute its most proactive and comprehensive water system plan ever. This plan aims to fully integrate supply, transmission, treatment, storage, and distribution of water.

The Water Production department plays a vital role in engaging with the community, handling calls, and resolving issues related to the distribution system, such as main breaks, sewer problems, disconnected services, and general utility inquiries. Every call is handled with courtesy and professionalism. Water Production also actively participates in the city's conservation efforts through campaigns like Every Drop Counts. The staff regularly attends events to raise awareness and educate the community about water production and conservation, utilizing various methods such as brochures, website updates, media campaigns, and classroom presentations at local high schools. Additionally, the staff at the Osage plant conducts educational tours for school groups throughout the year.

Given the evolving demands on the water system from residents, businesses, and firefighting needs, the Water Production department is committed to enhancing security measures across the infrastructure, increasing well field production, and making better use of the allocated source water. In the current budget year, projects have been completed to improve water quality and production capacity to meet the long-term needs of the customers. Plans are underway to increase the Treatment Plant rating capacity and upgrade chemical application processes. Furthermore, programs have been initiated to pool utility resources, enhancing staff safety, and working conditions.

Programs of the Water Production Department

Water Production Department
2024/25 Budget — \$9,881,291 of Budget

Management and maintenance of the four City's well fields and well field pumping stations.

<i>Performance Measures/Indicators:</i>	2022/23 Actual	2023/24 Estimated	2024/25 Projected
Groundwater production produced (billion gallons)	7.1	6.9	6.9
Groundwater direct into Osage *20.0 MGD is the maximum.	1.9	1.7	1.6
Well pump and motor replacement/repair	14	10	7
well Field Production (Carson and Potter) percentage	76%	93%	95%
Leak repairs	7	8	7
Meter replacements	17	22	14

WATER PRODUCTION (52200, 52210, 52220)

2024/25 Budget

Water Transmission Department 2024/25 Budget — \$7,012,529 of Budget

Management and maintenance of city pumping stations and overhead storage facilities.

<i>Performance Measures/Indicators:</i>	2022/23 Actual	2023/24 Estimated	2024/25 Projected
Potable Water Tank Inspections	24	24	24
Pressure Point additions	4	4	4
Upgrades to radio/communication/SCADA network	9	20	15
Water Loss Percentage ¹	4.72%	4.75%	4.5%

¹ AWWA standard for water loss is $\leq 12\%$

Water Treatment Department 2024/25 Budget — \$14,981,313 of Budget

Management, maintenance, treatment, and state compliance testing of the Canadian River Municipal Water Authority (CRMWA) water resource.

<i>Performance Measures/Indicators:</i>	2022/23 Actual	2023/24 Estimated	2024/25 Projected
CRMWA allocation Used (billion gallons)	9.3	9.6	10
Compliance with state/federal regulatory reporting	100%	100%	100%
% Loss in treatment process	1.89%	1.7%	1.7%
Gallons Used per Backwash	278k	271k	271k
Bacteriological sampling	1,640	1,640	1,640
Surface water production capacity (Billion gallons) AWWA standard increase 3%	9.67	9.9	10.1

Total Water Production 2024/25 Budget — \$31,875,133

City of Amarillo 2024 Department Request by Business Unit

52200 - Water Production



Description	2021 Actual	2022 Actual	2023 Budget	2023 Revised Estimate	2024 Dept Request	Dept Request Variance
Expenditures						
52200 - Water Production						
Personal Services						
41100 - Salaries and Wages	446,731	380,397	367,693	254,960	720,701	353,008
41300 - Incentive	33,360	29,044	19,800	13,818	16,200	-3,600
41820 - Health Insurance	154,049	129,728	102,180	77,347	132,441	30,261
42300 - State Unemployment	646	621	739	466	1,107	368
42400 - Workers Compensation	7,515	6,218	23,246	23,246	23,246	-
42560 - Change in Sick and Annua	4,619	-2,426	-	-	-	-
41900 - Life	350	263	369	157	492	123
42010 - Social Security - Medicare	6,599	5,724	5,618	3,959	8,119	2,501
42020 - Social Security - OASDI	28,218	24,473	24,024	16,930	34,723	10,699
42110 - TMRS	-33,470	50,002	57,736	41,215	84,232	26,496
42115 - OPEB Funding	-7,611	10,254	9,416	7,115	13,610	4,194
41620 - Unscheduled	9,303	12,516	12,000	23,998	12,000	-
41000 - Personal Services	650,307	646,813	622,821	463,211	1,046,871	424,050
Supplies						
51110 - Office Expense	1,365	2,822	1,485	2,100	1,485	-
51120 - Safety Program	6,288	6,170	6,000	5,600	6,000	-
51200 - Operating	12,738	12,292	9,000	12,800	9,000	-
51250 - Janitor	1,189	513	825	750	825	-
51300 - Clothing and Linen	97	-	-	24	-	-
51350 - Chemical and Medical	511	488	465	1,200	465	-
51452 - B & A - General	170	204	150	250	150	-
51700 - Education	-	-628	-	76	-	-
51800 - Fuel & Oil	7,678	6,949	7,263	8,222	8,469	1,206
51850 - Minor Tools	3,735	4,616	5,000	8,500	5,000	-
51970 - Software	-	-	-	-	14,000	14,000
51980 - IT Hardware	-	-	-	42	7,000	7,000
52050 - Auto Parts	3,504	1,466	600	4,500	600	-
52120 - Tires and Tubes Other	706	211	825	1,100	825	-
53100 - Natural Gas	2,675	4,264	5,061	4,640	4,779	-282
53150 - Electricity	1,577,472	1,924,684	2,093,474	1,481,690	2,156,278	62,804
51000 - Supplies	1,618,129	1,964,051	2,130,148	1,531,494	2,214,876	84,728
Contractual Services						
61200 - Postage	-	-	-	-	-	-
61400 - Dues	1,153	1,932	1,710	1,700	1,710	-
61410 - Tuition	6,101	1,929	5,000	5,000	5,000	-
61415 - Safety Training	1,500	-	1,500	2,500	1,500	-
62000 - Professional	-	7,550	5,000	15,000	5,000	-
68100 - R & M - Building	9,438	29,174	112,000	135,000	264,000	152,000
68300 - R & M - Improvements	298,497	533,698	430,144	560,000	650,144	220,000
68312 - Other Improvement	622,048	620,516	882,900	1,365,000	882,900	-
68610 - Office Equipment	277	1,093	1,500	1,200	1,500	-
68615 - Misc. Fuel Powered Equi	1,275	2,106	1,500	1,500	1,500	-
68640 - Machinery	1,420	1,704	1,500	1,500	1,500	-
68650 - Shop Equipment	521	1,493	3,500	3,200	3,500	-

**City of Amarillo 2024 Department Request by
Business Unit
52200 - Water Production**



Description	2021 Actual	2022 Actual	2023 Budget	2023 Revised Estimate	2024 Dept Request	Dept Request Variance
68680 - Other Equipment	-	-	-	58	-	-
68710 - Auto Repair & Maint	2,174	1,107	1,200	1,100	1,200	-
69210 - Rental City Equipment	137,423	176,007	215,153	215,153	220,704	5,551
69220 - Rental Other Equipment	225	603	1,200	603	1,200	-
60000 - Contractual Services	1,082,052	1,378,913	1,663,807	2,308,514	2,041,358	377,551
Other Charges						
72000 - Communication	4,293	6,952	2,000	3,837	2,000	-
76000 - Depreciation	3,343,618	3,822,432	3,627,303	3,650,445	3,555,114	-72,189
71100 - Insurance and Bonds	401,482	439,031	234,817	234,817	11,040	-223,777
75100 - Travel	587	1,106	2,000	1,000	2,000	-
75300 - Meals and Local	352	368	400	400	400	-
76500 - Amortization of Water Rights	478,439	478,439	478,439	478,439	478,439	-
77215 - Tax Payments on Leased L	11	502	27	2,000	27	-
70000 - Other Charges	4,228,781	4,748,831	4,344,986	4,370,938	4,049,020	-295,966
Capital Outlay						
84000 - Machinery & Equipment	-	-	260,000	260,000	104,000	-156,000
84100 - Auto-Rolling Stock & Equ	-	-	-	-	104,000	104,000
80000 - Capital Outlay	-	-	260,000	260,000	208,000	-52,000
52200 - Water Production	7,579,269	8,738,607	9,021,762	8,934,157	9,560,125	538,363
Total Expenditures	7,579,269	8,738,607	9,021,762	8,934,157	9,560,125	538,363

2024-25 Employee Distribution by Position

Entity	52200 - Water Production
Scenario	Dept Req
Year	2024
Currency	USD

Code and Description	Count
TEC930--ELECTRONICS/INSTRUMENTATION TE	1.0
TRD805--GROUNDWATER OPERATOR	1.0
TRD915--ELECTRICIAN I	2.0
TRD957--UTILITY MAINT. MECHANIC III	5.0
Totals	9.0

New Positions

Code and Description	Count	Pay Grade	Estimated Cost
Master Electrician		1.0 G23	\$ 91,276.00
Utility Maintenance Mechanic III		2.0 G07	\$ 86,075.00

Eliminations

Code and Description	Count	Pay Grade	Estimated Cost
-----------------------------	--------------	------------------	-----------------------

City of Amarillo 2024 Department Request by Business Unit

52210 - Water Transmission



Description	2021 Actual	2022 Actual	2023 Budget	2023 Revised Estimate	2024 Dept Request	Dept Request Variance
Revenues						
52210 - Water Transmission						
Interest Earnings						
37125 - Other Interest Income	190	95	-	-	-	-
37109 - Interest Earnings	190	95	-	-	-	-
Rent						
37154 - Other Rental Income	66,485	61,897	68,000	80,000	68,000	—
37150 - Rent	66,485	61,897	68,000	80,000	68,000	—
52210 - Water Transmission	66,675	61,992	68,000	80,000	68,000	-
Total Revenues	66,675	61,992	68,000	80,000	68,000	-
Expenditures						
52210 - Water Transmission						
Personal Services						
41100 - Salaries and Wages	320,341	328,091	377,320	362,334	371,031	-6,289
41300 - Incentive	19,252	24,662	24,000	21,953	22,200	-1,800
41820 - Health Insurance	98,854	109,874	102,468	108,686	112,824	10,356
42300 - State Unemployment	439	450	666	599	666	-
42400 - Workers Compensation	7,449	6,515	14,670	14,670	14,670	-
42560 - Change in Sick and Annual	4,182	33,639	-	-	-	-
41900 - Life	221	214	369	223	369	-
42010 - Social Security - Medicare	4,811	4,969	5,819	5,420	5,702	-117
42020 - Social Security - OASDI	20,569	21,247	24,882	23,176	24,380	-502
42110 - TMRS	-18,066	43,756	59,798	56,544	59,143	-655
42115 - OPEB Funding	-5,554	8,973	9,752	9,787	9,555	-197
41620 - Unscheduled	16,821	16,493	5,000	18,432	5,000	-
41000 - Personal Services	469,318	598,882	624,744	621,824	625,540	796
Supplies						
51110 - Office Expense	279	897	900	1,100	900	-
51120 - Safety Program	5,733	4,863	5,000	5,100	5,000	-
51200 - Operating	7,653	8,579	6,200	11,520	6,200	-
51250 - Janitor	2,470	1,276	900	500	900	-
51300 - Clothing and Linen	-27	127	100	50	100	-
51350 - Chemical and Medical	672	770	650	600	650	-
51452 - B & A - General	384	197	525	500	525	-
51700 - Education	-	88	-	29	-	-
51800 - Fuel & Oil	3,790	3,907	1,683	5,035	5,186	3,503
51850 - Minor Tools	1,815	678	2,500	5,100	2,500	-
51950 - Minor Office Equipment	-21	-	1,000	750	1,000	-
51970 - Software	-	-	-	-	14,000	14,000
51980 - IT Hardware	41	111	-	-	7,000	7,000
52050 - Auto Parts	733	2,890	-	-	-	-
52120 - Tires and Tubes Other	129	-	600	580	600	-
53100 - Natural Gas	4,554	4,920	5,333	5,901	6,078	745
53150 - Electricity	1,710,352	2,196,803	2,401,288	1,874,486	2,473,327	72,039

City of Amarillo 2024 Department Request by Business Unit

52210 - Water Transmission



Description	2021 Actual	2022 Actual	2023 Budget	2023 Revised Estimate	2024 Dept Request	Dept Request Variance
53200 - Water and Sewer	43,964	26,741	33,404	59,657	61,447	28,043
51000 - Supplies	1,782,522	2,252,847	2,460,083	1,970,908	2,585,413	125,330
Contractual Services						
61400 - Dues	1,622	632	1,235	1,100	1,235	-
61410 - Tuition	2,001	3,376	7,600	7,500	7,600	-
61415 - Safety Training	1,795	700	1,500	1,250	1,500	-
62000 - Professional	-	-	5,000	10,000	5,000	-
68100 - R & M - Building	10,456	19,697	95,000	130,000	145,000	50,000
68300 - R & M - Improvements	75,351	87,699	91,650	210,000	131,650	40,000
68312 - Other Improvement	26,512	83,227	165,550	175,000	165,550	-
68610 - Office Equipment	1,540	713	2,000	1,700	2,000	-
68615 - Misc. Fuel Powered Equip	2,143	1,291	2,100	2,000	2,100	-
68640 - Machinery	740	66	750	801	750	-
68650 - Shop Equipment	555	682	600	500	600	-
68660 - Audio/Video Equipment	-	-	5,000	-	5,000	-
68680 - Other Equipment	489	284	375	300	375	-
68710 - Auto Repair & Maint	704	462	480	400	480	-
69210 - Rental City Equipment	63,958	68,435	70,643	70,643	72,762	2,119
69220 - Rental Other Equipment	999	80	825	1,600	825	-
60000 - Contractual Services	188,866	267,342	450,308	612,794	542,427	92,119
Other Charges						
72000 - Communication	-	-	1,000	800	1,000	-
76000 - Depreciation	3,158,121	3,125,859	3,348,683	3,136,422	3,309,970	-38,713
71100 - Insurance and Bonds	50,249	54,192	431,175	431,175	5,755	-425,420
75100 - Travel	-	-	2,000	1,500	2,000	-
75300 - Meals and Local	543	423	400	390	400	-
70000 - Other Charges	3,208,913	3,180,474	3,783,258	3,570,287	3,319,125	-464,133
Capital Outlay						
83200 - Improvement	-	-	100,000	100,000	-	-100,000
84100 - Auto-Rolling Stock & Equ	-	-	-	-	125,000	125,000
80000 - Capital Outlay	-	-	100,000	100,000	125,000	25,000
Operating Transfers						
92125 - Municipal Garage	78,766	-	-	-	-	-
92000 - Operating Transfers	78,766	-	-	-	-	-
52210 - Water Transmission	5,728,386	6,299,545	7,418,393	6,875,813	7,197,505	-220,888
Total Expenditures	5,728,386	6,299,545	7,418,393	6,875,813	7,197,505	-220,888

2024-25 Employee Distribution by Position

Entity	52210 - Water Transmission
Scenario	Dept Req
Year	2024
Currency	USD

Code and Description	Count
MGT910--TREATMENT PLNT MNT. FOREPERSON	1.0
TEC930--ELECTRONICS/INSTRUMENTATION TE	2.0
TRD915--ELECTRICIAN I	1.0
TRD930--UTILITY WORKER	2.0
TRD955--UTILITY MAINT. MECHANIC I	1.0
TRD957--UTILITY MAINT. MECHANIC III	2.0
Totals	9.0

New Positions

Code and Description	Count	Pay Grade	Estimated Cost
-----------------------------	--------------	------------------	-----------------------

Eliminations

Code and Description	Count	Pay Grade	Estimated Cost
-----------------------------	--------------	------------------	-----------------------

City of Amarillo 2024 Department Request by Business Unit

52220 - Surface Water Treatment



Description	2021 Actual	2022 Actual	2023 Budget	2023 Revised Estimate	2024 Dept Request	Dept Request Variance
Revenues						
52220 - Surface Water Treatment						
Miscellaneous Revenue						
37410 - Miscellaneous Revenue	700	-	-	-	-	-
37465 - NBV Asset Disposal	-	-	-	-	-	-
37400 - Miscellaneous Revenue	700	-	-	-	-	-
52220 - Surface Water Treatment	700	-	-	-	-	-
Total Revenues	700	-	-	-	-	-

Expenditures

52220 - Surface Water Treatment

Personal Services

41100 - Salaries and Wages	1,035,414	1,047,178	1,292,275	1,150,182	1,243,294	-48,981
41300 - Incentive	35,357	30,964	29,162	24,612	18,000	-11,162
41820 - Health Insurance	274,347	293,100	324,816	288,830	310,356	-14,460
42300 - State Unemployment	1,562	1,462	2,357	1,750	2,219	-138
42400 - Workers Compensation	27,921	27,376	71,584	71,584	71,584	-
42510 - Car Allowance	2,151	2,893	3,000	2,888	3,600	600
42550 - Communications Allowance	860	1,157	1,200	1,155	1,200	-
42560 - Change in Sick and Annua	24,903	-13,303	-	-	-	-
41900 - Life	692	654	1,189	658	1,189	-
42010 - Social Security - Medicare	16,916	16,063	19,218	17,676	18,357	-861
42020 - Social Security - OASDI	71,851	68,682	82,188	75,578	78,502	-3,686
42110 - TMRS	-59,477	137,120	197,521	179,067	190,422	-7,099
42115 - OPEB Funding	-14,761	28,118	32,214	30,826	30,769	-1,445
41620 - Unscheduled	135,264	75,012	5,000	96,926	50,000	45,000
41000 - Personal Services	1,553,001	1,716,478	2,061,724	1,941,732	2,019,492	-42,232

Supplies

51110 - Office Expense	15,332	7,655	10,000	12,500	10,000	-
51120 - Safety Program	9,037	10,180	9,100	9,050	9,100	-
51200 - Operating	62,088	15,045	16,000	15,200	16,000	-
51250 - Janitor	4,988	4,708	3,000	3,600	3,000	-
51300 - Clothing and Linen	16,711	15,335	17,200	21,000	27,200	10,000
51350 - Chemical and Medical	616,731	963,598	1,182,100	1,190,000	1,182,100	-
51400 - Photographic	-	-	100	50	100	-
51452 - B & A - General	3,747	3,261	4,000	3,600	4,000	-
51700 - Education	2,870	4,578	3,800	4,000	3,800	-
51800 - Fuel & Oil	6,545	6,039	8,300	8,222	31,603	23,303
51850 - Minor Tools	2,933	442	1,000	1,700	2,500	1,500
51950 - Minor Office Equipment	1,011	488	300	655	300	-
51970 - Software	-	-	-	-	14,000	14,000
51980 - IT Hardware	10,599	10,912	10,000	9,800	27,000	17,000
52050 - Auto Parts	8,132	2,930	2,000	2,100	2,000	-
52120 - Tires and Tubes Other	1,508	1,268	1,500	1,250	1,500	-
52050.LABOR - Auto Parts Labor	-	-	500	510	500	-
53100 - Natural Gas	20,363	15,502	16,926	11,207	11,543	-5,383
53150 - Electricity	576,641	733,614	659,480	915,806	679,264	19,784
53200 - Water and Sewer	39,331	40,384	40,146	101,638	104,687	64,541

City of Amarillo 2024 Department Request by Business Unit

52220 - Surface Water Treatment



Description	2021 Actual	2022 Actual	2023 Budget	2023 Revised Estimate	2024 Dept Request	Dept Request Variance
51000 - Supplies	1,398,569	1,835,940	1,985,452	2,311,888	2,130,197	144,745
Contractual Services						
61200 - Postage	3,262	2,410	2,000	900	2,000	—
61400 - Dues	23,103	9,013	14,200	12,500	14,200	—
61410 - Tuition	14,994	10,708	14,000	12,500	14,000	—
61415 - Safety Training	1,218	266	2,000	1,500	2,000	—
62000 - Professional	144,904	111,145	130,001	146,000	130,001	—
63210 - Armored Car Service	4,949	4,949	4,799	3,341	—	-4,799
67320 - Extermination	555	513	1,740	1,200	1,740	—
67500 - Laundry	1,261	1,736	1,250	1,250	1,250	—
68100 - R & M - Building	56,486	45,872	67,000	175,000	97,000	30,000
68300 - R & M - Improvements	292,828	380,532	448,500	680,000	493,500	45,000
68312 - Other Improvement	43,755	59,634	72,352	91,000	99,352	27,000
68610 - Office Equipment	404	3,755	1,200	1,000	1,200	—
68615 - Misc. Fuel Powered Equi	149	20	200	300	200	—
68640 - Machinery	1,223	1,220	1,200	1,000	1,200	—
68650 - Shop Equipment	1,178	1,262	1,200	1,000	1,200	—
68680 - Other Equipment	3,998	2,979	3,000	2,500	3,000	—
68710 - Auto Repair & Maint	214	98	800	750	800	—
69210 - Rental City Equipment	111,174	140,652	160,062	160,062	165,487	5,425
69220 - Rental Other Equipment	1,202	3,755	3,000	5,500	3,000	—
69300 - Leased Computer Software	25,578	—	22,000	22,000	22,000	—
60000 - Contractual Services	732,437	780,518	950,504	1,319,303	1,053,130	102,626
Other Charges						
72000 - Communication	-	-	4,000	3,500	4,000	-
76000 - Depreciation	909,613	971,163	966,655	972,205	977,722	11,067
71100 - Insurance and Bonds	360,566	86,489	16,880	16,880	20,462	3,582
75100 - Travel	494	5,709	3,500	2,500	3,500	-
75300 - Meals and Local	1,078	352	1,000	1,600	1,000	-
77200 - License and Permits	120	1,878	5,000	7,500	5,000	-
77300 - Water System Inspections	193,443	174,586	200,000	250,000	200,000	-
78000 - Pmnt to CRMWA - M and O	6,273,564	7,216,296	9,446,000	6,750,000	8,379,000	-1,067,000
70000 - Other Charges	7,738,878	8,456,473	10,643,035	8,004,185	9,590,684	-1,052,351
Capital Outlay						
84100 - Auto-Rolling Stock & Equ	-	-	160,000	160,000	162,000	2,000
80000 - Capital Outlay	-	-	-	-	162,000	162,000
84000 - Machinery & Equipment	-	-	160,000	160,000	324,000	164,000
52220 - Surface Water Treatment	11,422,885	12,789,409	15,800,715	13,737,108	15,117,503	-683,212
Total Expenditures	11,422,885	12,789,409	15,800,715	13,737,108	15,117,503	-683,212

2024-25 Employee Distribution by Position

Entity	52220 - Surface Water Treatment
Scenario	Dept Req
Year	2024
Currency	USD

Code and Description	Count
ADM175--WATER UTILITIES MAINT MANAGER	1.0
ADM320--WATER PROD SUPERINTENDENT	1.0
CLR410--ADMINISTRATIVE ASSISTANT III	1.0
CLR941--ADMINISTRATIVE TECHNICIAN	1.0
MGT320--ELECTRONIC/INST. SUPERVISOR	1.0
MGT910--TREATMENT PLNT MNT. FOREPERSON	1.0
MGT941--OPERATIONS CONTROL SUPERVISOR	1.0
TEC320--WATER OPS/COMPLIANCE TECH	2.0
TEC930--ELECTRONICS/INSTRUMENTATION TE	1.0
TRD060--ELECTRICIAN II	1.0
TRD800--MASTER ELECTRICIAN	1.0
TRD801--CHIEF MECHANIC	1.0
TRD910--CUSTODIAN I	1.0
TRD930--UTILITY WORKER	2.0
TRD954--UTILITY MAINT. MECHANIC I	1.0
TRD965--TREATMENT PLANT OPERATOR II	10.0
TRD966--TREATMENT PLANT OPERATOR III	1.0
Totals	29.0

New Positions

Code and Description	Count	Pay Grade	Estimated Cost
----------------------	-------	-----------	----------------

Eliminations

Code and Description	Count	Pay Grade	Estimated Cost
----------------------	-------	-----------	----------------

WATER DISTRIBUTION (52230)

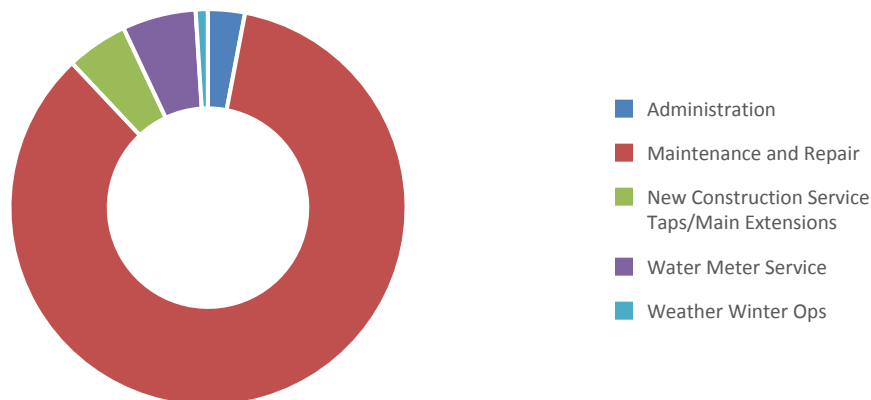
2024/25 Budget

Budget Comparison

	2022/23 Actual	2023/24 Budget	2023 Revised Estimate	2024/25 Budgeted
Personal Services	\$ 2,513,879	\$ 3,914,954	\$ 2,906,329	\$ 3,368,111
Supplies	278,325	107,032	109,783	149,078
Contractual Services	3,763,496	1,779,522	3,992,188	1,844,738
Operating Transfers	-	-	30,000	-
Capital Outlay	-	30,000	30,000	330,000
Other Charges	\$ 2,932,764	\$ 3,199,027	\$ 3,034,554	\$ 3,239,096
Inter Reimbursements	\$ (110,653)	\$ (350,000)	\$ (150,000)	\$ (150,000)
Total Expenses	\$ 9,377,812	\$ 8,680,535	\$ 9,952,854	\$ 8,781,023

Approved Positions

	2022/23 Actual	2023/24 Budget	2024/25 Budgeted
Full-time	61.0	61.0	53.0
Part-time	-	-	-
Total	61.0	61.0	53.0



Mission

Provide consumers with safe and reliable water services at reasonable rates that are consistent with sound business practices. To provide reliable, high-quality water service while meeting customer demand and to manage departmental resources in an open and responsible manner at the most practical cost.

Goals & Objectives

The Water Distribution department is tasked with the upkeep and repair of the city's extensive water distribution system. This system encompasses over 1202.48 miles of water mains ranging from 2 inches to 48 inches in diameter, 5,102 fire hydrants, 19,039 valves, and 85,160 service connections. To maintain efficient operations, Water Distribution adheres to industry best practices for infrastructure rehabilitation and prioritizes exceptional customer service through collaboration with internal and external stakeholders.

Programs of the Water Distribution Department

Water Distribution Administration

2024/25 Budget — \$263,431 of Budget

Responsible for receiving and dispatching customer calls to field crews for Water and Wastewater. With the addition of two administrative personnel, administration has also taken on additional job functions including taps for water and wastewater as well as abandonments for both areas. Effectively streamlining Water Distribution by allowing for beginning-to-end customer service.

<i>Performance Measures/Indicators:</i>	2022/23 Actual	2023/24 Estimated	2024/25 Projected
Admin staff work orders created	6,346	6,500	6,500

Maintenance and Repair

2024/25 Budget — \$7,463,870 of Budget

Responsible for the maintenance and repair of the water distribution system to ensure uninterrupted service to customers which includes 1,202.48 miles of water mains, 19,039 valves, and 85,160 active accounts.

<i>Performance Measures/Indicators:</i>	2022/23 Actual	2023/24 Estimated	2024/25 Projected
Main breaks	566	500	500
Damage by contractors	13	20	25
Fire hydrants repaired	186	200	150
Water valves worked/exercised	89	250	300

New Construction Service Taps and Main Extensions

2024/25 Budget — \$439,051 of Budget

Responsible for the installation of new water services from 5/8" to 4", fire lines, and new water mains. The department Operations and Maintenance covers the labor and equipment costs for new construction.

WATER DISTRIBUTION (52230)

2024/25 Budget

<i>Performance Measures/Indicators:</i>	2022/23 Actual	2023/24 Estimated	2024/25 Projected
New water taps installed	104	100	85
Water taps abandoned	13	70	50

Water Meter Service

2024/25 Budget — \$526,861 of Budget

Responsible for the installation and repairs of water meters. New water meters are purchased through a CIP account.

<i>Performance Measures/Indicators:</i>	2022/23 Actual	2023/24 Estimated	2024/25 Projected
Meter representatives' orders worked	38,387	37,000	34,000
Water meters tested	263	150	100

Winter Weather Operations

2024/25 Budget — \$87,810 of Budget

Responsible for responding to Emergency Operations Center (EOC) emergencies and removing snow from city properties including City Hall, Civic Center, libraries, Globe News Center, and downtown streets when requested by the Street Department.

<i>Performance Measures/Indicators:</i>	2022/23 Actual	2023/24 Estimated	2024/25 Projected
Snow removal events	1	2	3

Total Water Distribution 2024/25 Budget — \$8,781,023

City of Amarillo 2024 Department Request by Business Unit

52230 - Water Distribution



Description	2021 Actual	2022 Actual	2023 Budget	2023 Revised Estimate	2024 Dept Request	Dept Request Variance
Revenues						
52230 - Water Distribution						
Miscellaneous Revenue						
37418 - Non City Damage Claim	46,024	14,908	-	25,000	-	-
37435 - Sale of Scrap	32,694	-	27,000	75,000	27,000	-
37400 - Miscellaneous Revenue	78,718	14,908	27,000	100,000	27,000	-
52230 - Water Distribution	78,718	14,908	27,000	100,000	27,000	-
Total Revenues	78,718	14,908	27,000	100,000	27,000	-

Expenditures

52230 - Water Distribution

Personal Services

41100 - Salaries and Wages	1,316,845	1,591,023	2,503,683	1,722,356	2,070,630	-433,053
41300 - Incentive	24,313	29,331	29,520	18,058	32,400	2,880
41820 - Health Insurance	320,752	363,620	519,912	372,812	508,724	-11,188
42300 - State Unemployment	2,431	2,786	5,657	2,977	4,251	-1,406
42400 - Workers Compensation	53,024	60,158	147,892	147,892	147,892	-
42510 - Car Allowance	-	-	-	-	600	600
42550 - Communications Allowance	2,407	2,314	2,400	2,184	2,400	-
42560 - Change in Sick and Annu	7,237	1,055	-	-	-	-
41900 - Life	949	1,045	2,501	1,098	2,173	-328
42010 - Social Security - Medicare	20,129	24,515	36,764	26,978	30,537	-6,227
42020 - Social Security - OASDI	86,040	104,778	157,204	113,455	130,577	-26,627
42110 - TMRS	-112,923	204,158	377,804	269,218	316,749	-61,055
42115 - OPEB Funding	-33,368	41,866	61,617	46,618	51,178	-10,439
41620 - Unscheduled	103,311	127,074	70,000	182,683	70,000	-
41000 - Personal Services	1,791,147	2,553,723	3,914,954	2,906,329	3,368,111	-546,843

Supplies

51110 - Office Expense	6,510	7,708	4,500	10,000	4,500	-
51120 - Safety Program	6,702	3,414	10,000	5,000	10,000	-
51200 - Operating	2,556,285	214,099	25,000	45,000	25,000	-
51250 - Janitor	-	210	200	250	200	-
51300 - Clothing and Linen	17,641	14,721	23,611	15,000	23,611	-
51350 - Chemical and Medical	9	84	500	150	500	-
51700 - Education	543	1,234	400	1,200	400	-
51800 - Fuel & Oil	554	775	518	1,383	1,424	906
51850 - Minor Tools	15,460	21,267	20,500	20,000	20,500	-
51970 - Software	-	-	-	-	20,000	20,000
51980 - IT Hardware	-	-	-	-	21,000	21,000
52050 - Auto Parts	713	14,218	20,000	11,000	20,000	-
52120 - Tires and Tubes Other	162	-	200	-	200	-
52050.LABOR - Auto Parts Labor	-	-	1,000	-	1,000	-
53150 - Electricity	670	-	-	-	-	-
53200 - Water and Sewer	541	596	603	800	743	140
51000 - Supplies	2,605,791	278,325	107,032	109,783	149,078	42,046

City of Amarillo 2024 Department Request by Business Unit

52230 - Water Distribution



Description	2021 Actual	2022 Actual	2023 Budget	2023 Revised Estimate	2024 Dept Request	Dept Request Variance
Contractual Services						
61200 - Postage	-	-	112	40	112	-
61400 - Dues	-	-	1,600	500	1,600	-
61410 - Tuition	5,820	4,378	5,000	4,400	5,000	-
61415 - Safety Training	-	-	2,000	1,000	2,000	-
62000 - Professional	1,680,905	1,693,604	-	1,700,000	-	-
68300 - R & M - Improvements	438,396	772,820	400,000	800,000	400,000	-
68312 - Other Improvement	7,330	32,394	25,000	20,000	25,000	-
68500 - R & M - Streets	236,776	291,279	250,000	350,000	250,000	-
68610 - Office Equipment	-	368	300	200	300	-
68640 - Machinery	-	-	-	-	-	-
68650 - Shop Equipment	18,893	70,757	135,862	135,000	135,862	-
68680 - Other Equipment	15,210	22,140	8,000	30,000	8,000	-
68710 - Auto Repair & Maint	-	-	3,200	3,200	3,200	-
69100 - Rental Land & Buildings	-	-	100	-	100	-
69210 - Rental City Equipment	816,947	875,755	947,848	947,848	1,013,064	65,216
69220 - Rental Other Equipment	-	-	500	-	500	-
60000 - Contractual Services	3,220,277	3,763,496	1,779,522	3,992,188	1,844,738	65,216
Other Charges						
72000 - Communication	-	-	2,000	-	2,000	-
74000 - Printing and Binding	-	-	500	-	500	-
76000 - Depreciation	2,769,456	2,873,796	3,146,281	2,973,808	3,188,123	41,842
71240 - HRA Funding	-	-	-	-	-	-
71250 - Paid Claims	-	14,500	7,500	18,000	7,500	-
71100 - Insurance and Bonds	31,072	25,601	23,513	23,513	21,740	-1,773
75100 - Travel	-	234	1,000	500	1,000	-
75300 - Meals and Local	2,165	2,401	2,000	2,500	2,000	-
77470 - Service Charges - Other	16,233	16,233	16,233	16,233	16,233	-
70000 - Other Charges	2,818,926	2,932,764	3,199,027	3,034,554	3,239,096	40,069
Capital Outlay						
84000 - Machinery & Equipment	-	-	-	-	330,000	330,000
84100 - Auto-Rolling Stock & Equ	-	-	30,000	30,000	-	-30,000
84900 - Office Furniture & Fixtu	-	-	-	-	-	-
84000 - Capital Outlay	-	-	30,000	30,000	330,000	300,000
Inter Reimbursements						
90100 - Workorder Reimbursement	-148,732	-110,653	-350,000	-150,000	-150,000	200,000
90000 - Inter Reimbursements	-148,732	-110,653	-350,000	-150,000	-150,000	200,000
Operating Transfers						
92125 - Municipal Garage	-	-	-	30,000	-	-
92000 - Operating Transfers	-	-	-	30,000	-	-
52230 - Water Distribution	10,287,409	9,417,656	8,680,535	9,952,854	8,781,023	100,488

**City of Amarillo 2024 Department Request by
Business Unit
52230 - Water Distribution**



Description	2021 Actual	2022 Actual	2023 Budget	2023 Revised Estimate	2024 Dept Request	Dept Request Variance
Total Expenditures	10,287,409	9,417,656	8,680,535	9,952,854	8,781,023	100,488

2024-25 Employee Distribution by Position

Entity	52230 - Water Distribution
Scenario	Dept Req
Year	2024
Currency	USD

Code and Description	Count
ADM330--WATER AND SEWER SYS SUPERINTENDN	1.0
ADM331--ASSIST WATER DIST. SUPER	1.0
CLR400--ADMINISTRATIVE ASSISTANT I	2.0
CLR405--ADMINISTRATIVE ASSISTANT II	3.0
CLR941--ADMINISTRATIVE TECHNICIAN	1.0
MGT345--WATER/SEWER FOREPERSON I	10.0
MGT930--WATER AND SEWER SUPERVISOR II	5.0
TEC117--PIPELAYER I	2.0
TEC118--PIPELAYER II	8.0
TEC119--PIPELAYER III	12.0
TRD331--UTILITY LOCATOR	3.0
TRD332--METER SERVICE REP	0.0
TRD334--WATER METER MECHANIC II	2.0
TRD335--METER SERVICE REP II	0.0
TRD930--UTILITY WORKER	1.0
Totals	51.0

New Positions

Code and Description	Count	Pay Grade	Estimated Cost
Pipelayer II	1.0	G03	\$ 50,777.00
Pipelayer III	1.0	G05	\$ 51,396.00

Eliminations

Code and Description	Count	Pay Grade	Estimated Cost
----------------------	-------	-----------	----------------

WASTEWATER COLLECTION (52240)

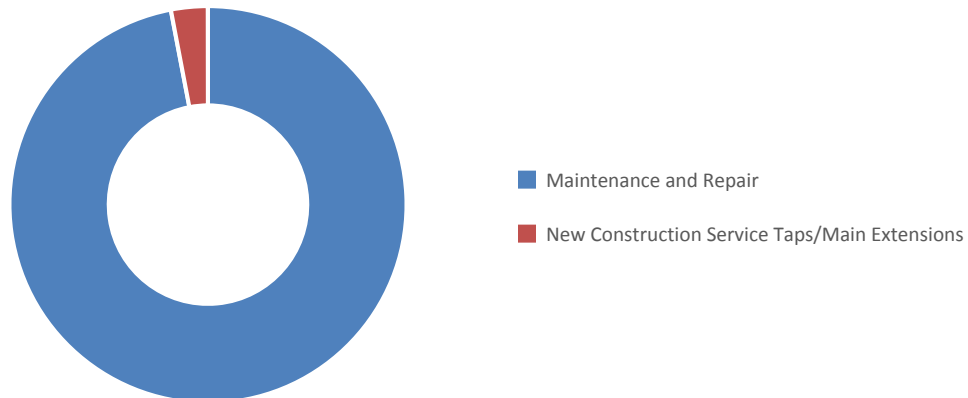
2024/25 Budget

Budget Comparison

	2022/23 Actual	2023/24 Budget	2023 Revised Estimate	2024/25 Budgeted
Personal Services	\$ 1,559,848	\$ 2,604,011	\$ 1,904,264	\$ 2,635,389
Supplies	581,582	603,110	543,138	687,090
Contractual Services	1,054,407	1,068,054	1,145,622	1,198,186
Other Charges	2,650,906	2,999,122	2,771,738	3,124,762
Capital Outlay	-	-	-	50,000
Inter Reimbursements	\$ (70,681)	\$ (159,269)	\$ (102,000)	\$ (109,269)
Total Expenses	\$ 5,776,062	\$ 7,115,028	\$ 6,262,762	\$ 7,586,158

Approved Positions

	2022/23 Actual	2023/24 Budget	2024/25 Budgeted
Full-time	38.0	38.0	40.0
Part-time	-	-	-
Total	38.0	38.0	40.0



Mission

To operate the wastewater collection system in a customer service-oriented, financially sound, and efficient manner. To maintain the collection system in such a manner as to meet or exceed established regulatory water quality standards in compliance with state and federal discharge permits. To protect the public from potential diseases by properly collecting and transporting sewage to treatment facilities while providing community-wide accessibility.

Goals and Objectives

The Wastewater Collection department is responsible for operating and maintaining the city's wastewater collection system. This system comprises 1,027.64 miles of sewer mains ranging from 6 inches to 54 inches in diameter, 13,789 manholes, and 53 lift stations. Wastewater Collection fulfills its mission by promptly responding to customer calls and systematically collecting data about the system. It adheres to industry best practices for operations and places a strong emphasis on exceeding customer service expectations.

In 2013, the Wastewater Master Plan was completed, which introduced a Dynamic Planning Tool (DPT). This tool is instrumental in planning long-term infrastructure capital improvements and addressing rapidly changing service area needs while ensuring compliance with regulatory and financial requirements. The Wastewater Collection department utilizes the DPT to schedule large-scale capital projects and identify smaller infrastructure projects that can be incorporated into routine operations.

Programs

**Maintenance and Repair
2024/25 Budget — \$7,358,573 of Budget**

Responsible for the maintenance and repair of the wastewater collection system including 1,027.64 miles of sewer mains 13,749 sewer manholes, 71,369 sewer service tap connections and 53 lift stations.

<i>Performance Measures/Indicators:</i>	2022/23 Actual	2023/24 Estimated	2024/25 Projected
Sewer mains repairs	68	70	80
Sewer manholes adjusted	42	50	60
Miles of sewer cleaned	205	250	300
Total sewer calls received	842	850	850
Total sewer calls that were not stops	602	650	650
Lift station checks yearly	7,900	7,900	7,900

WASTEWATER COLLECTION (52240)

2024/25 Budget

New Construction Service Taps and Main Extensions

2024/25 Budget — \$227,585 of Budget

Responsible for the installation of new sewer taps and new sewer mains. The Department O&M covers the labor and equipment cost for new construction.

<i>Performance Measures/Indicators:</i>	2022/23 Actual	2023/24 Estimated	2024/25 Projected
New sewer taps installed	92	90	75
Sewer taps abandoned	7	50	60

Total Wastewater Collection 2024/25 Budget — \$7,586,158

City of Amarillo 2024 Department Request by Business Unit

52240 - Waste Water Collection



Description	2021 Actual	2022 Actual	2023 Budget	2023 Revised Estimate	2024 Dept Request	Dept Request Variance
Revenues						
52240 - Waste Water Collection						
Miscellaneous Revenue						
37410 - Miscellaneous Revenue	6,270	-	-	-	-	-
37465 - NBV Asset Disposal	-	-4,323	-	-	-	-
37418 - Non City Damage Claim	1,492	-	-	-	-	-
37400 - Miscellaneous Revenue	7,762	-4,323	-	-	-	-
52240 - Waste Water Collection	7,762	-4,323	-	-	-	-
Total Revenues	7,762	-4,323	-	-	-	-

Expenditures

52240 - Waste Water Collection

Personal Services

41100 - Salaries and Wages	946,079	947,167	1,606,659	1,114,611	1,594,701	-11,958
41300 - Incentive	35,743	29,839	30,756	27,646	35,100	4,344
41820 - Health Insurance	262,015	257,917	383,904	262,637	423,210	39,306
42300 - State Unemployment	1,637	1,442	3,950	1,749	3,161	-789
42400 - Workers Compensation	59,322	51,390	131,667	131,667	131,667	-
42550 - Communications Allowance	1,203	1,157	1,200	1,155	1,200	-
42560 - Change in Sick and Annu	28,168	19,516	-	-	-	-
41900 - Life	675	603	1,558	662	1,640	82
42010 - Social Security - Medicare	14,312	14,201	23,759	16,778	23,648	-111
42020 - Social Security - OASDI	61,197	60,723	101,590	71,742	101,123	-467
42110 - TMRS	-53,072	122,413	244,153	170,662	245,303	1,150
42115 - OPEB Funding	-21,486	25,103	39,815	29,389	39,636	-179
41620 - Unscheduled	66,720	54,860	35,000	75,566	35,000	-
42111 - TMRS Adj (GASB 68)	-	-10,413	-	-	-	-
42116 - OPEB Adj (GASB 75)	-	-16,070	-	-	-	-
41000 - Personal Services	1,402,516	1,559,848	2,604,011	1,904,264	2,635,389	31,378

Supplies

51110 - Office Expense	2,251	656	1,500	800	1,500	-
51120 - Safety Program	2,874	5,823	7,500	3,000	7,500	-
51200 - Operating	206,975	151,790	82,445	75,000	82,445	-
51250 - Janitor	38	5	200	50	200	-
51300 - Clothing and Linen	15,170	10,164	15,000	12,000	15,000	-
51350 - Chemical and Medical	113,223	118,966	138,000	150,000	138,000	-
51800 - Fuel & Oil	42,742	1,997	4,598	30,000	57,509	52,911
51850 - Minor Tools	7,624	6,997	6,900	8,000	6,900	-
51970 - Software	-	-	-	-	20,000	20,000
51980 - IT Hardware	-	-	20,000	23,000	18,000	-2,000
52050 - Auto Parts	13,430	2,161	37,000	37,000	37,000	-
52120 - Tires and Tubes Other	-	-	500	-	500	-
52050.LABOR - Auto Parts Labor	-	-	1,500	-	1,500	-
53100 - Natural Gas	2,555	8,355	1,141	4,865	5,011	3,870

City of Amarillo 2024 Department Request by Business Unit

52240 - Waste Water Collection



Description	2021 Actual	2022 Actual	2023 Budget	2023 Revised Estimate	2024 Dept Request	Dept Request Variance
53150 - Electricity	202,461	272,865	284,910	196,930	293,457	8,547
53200 - Water and Sewer	1,650	1,802	1,916	2,493	2,568	652
51000 - Supplies	610,992	581,582	603,110	543,138	687,090	83,980
Contractual Services						
61200 - Postage	15	66	48	66	48	-
61400 - Dues	-	1,190	2,500	3,000	2,500	-
61410 - Tuition	8,903	7,974	8,000	8,000	8,000	-
62000 - Professional	4,917,595	118,102	-	20,000	-	-
68100 - R & M - Building	-	-	-	-	-	-
68300 - R & M - Improvements	54,758	98,648	52,000	90,000	202,000	150,000
68312 - Other Improvement	134,856	112,743	112,500	150,000	212,500	100,000
68500 - R & M - Streets	73,667	64,791	37,000	75,000	37,000	-
68650 - Shop Equipment	14,319	11,486	13,550	7,500	13,550	-
68680 - Other Equipment	31,689	18,441	169,400	120,000	29,400	-140,000
68710 - Auto Repair & Maint	608	2,619	1,000	1,000	1,000	-
69100 - Rental Land & Buildings	677	729	1,000	-	1,000	-
69210 - Rental City Equipment	577,215	617,619	671,056	671,056	691,188	20,132
60000 - Contractual Services	5,814,300	1,054,407	1,068,054	1,145,622	1,198,186	130,132
Other Charges						
76000 - Depreciation	2,447,424	2,587,062	2,916,600	2,689,616	3,091,133	174,533
71250 - Paid Claims	-	-	2,000	3,000	2,000	-
71100 - Insurance and Bonds	44,948	44,284	62,960	62,960	14,067	-48,893
75100 - Travel	-34	4,094	3,000	1,750	3,000	-
75300 - Meals and Local	2,921	3,305	1,800	2,250	1,800	-
77200 - License and Permits	111	-	600	-	600	-
77470 - Service Charges - Other	12,162	12,162	12,162	12,162	12,162	-
70000 - Other Charges	2,507,531	2,650,906	2,999,122	2,771,738	3,124,762	125,640
Machinery & Equipment						
84000 - Machinery & Equipment	-	-	-	-	50,000	50,000
84000 - Machinery & Equipment	-	-	-	-	50,000	50,000
Inter Reimbursements						
90100 - Workorder Reimbursement	-153,676	-70,681	-150,000	-100,000	-100,000	50,000
90160 - Other Departments	-	-	-9,269	-2,000	-9,269	-
90000 - Inter Reimbursements	-153,676	-70,681	-159,269	-102,000	-109,269	50,000
52240 - Waste Water Collection	10,181,663	5,776,062	7,115,028	6,262,762	7,586,158	471,130
Total Expenditures	10,181,663	5,776,062	7,115,028	6,262,762	7,586,158	471,130

2024-25 Employee Distribution by Position

Entity	52240 - Waste Water Collection
Scenario	Dept Req
Year	2024
Currency	USD

Code and Description	Count
ADM340--ASSIST WASTEWATER COLL SUPER	1.0
MGT345--WATER/SEWER FOREPERSON I	5.0
MGT930--WATER AND SEWER SUPERVISOR II	4.0
TEC117--PIPELAYER I	2.0
TEC118--PIPELAYER II	8.0
TEC119--PIPELAYER III	10.0
TEC340--ODOR CONTROL TECHNICIAN	1.0
TEC930--ELECTRONICS/INSTRUMENTATION TE	1.0
TRD341--LIFT STATION MAINT. MECH	3.0
TRD930--UTILITY WORKER	1.0
TRD957--UTILITY MAINT. MECHANIC III	2.0
Totals	38.0

New Positions

Code and Description	Count	Pay Grade	Estimated Cost
Pipelayer II		1.0 G03	\$ 35,190.00
Pipelayer III		1.0 G05	\$ 38,784.00

Eliminations

Code and Description	Count	Pay Grade	Estimated Cost
----------------------	-------	-----------	----------------

WASTEWATER TREATMENT (52260, 52270)


2024/25 Budget

Budget Comparison

	2022/23 Actual	2023/24 Budget	2023 Revised Estimate	2024/25 Budgeted
Personal Services	\$ 2,856,718	\$ 3,189,210	\$ 3,549,591	\$ 3,298,259
Supplies	2,547,205	2,696,851	2,185,841	2,815,920
Contractual Services	1,830,788	2,101,124	2,263,566	2,847,780
Other Charges	2,972,363	3,007,264	3,322,194	2,969,717
Capital Outlay	-	-	-	-
Total Expenses	\$ 10,207,075	\$ 10,994,449	\$ 11,321,192	\$ 11,931,676

Approved Positions

	2022/23 Actual	2023/24 Budget	2024/25 Budgeted
Full-time	46.0	46.0	49.0
Part-time	0.0	0.0	0.0
Total	46.0	46.0	49.0



■ Wastewater Treatment

Mission

Operate the Wastewater Treatment plants to meet federal and state regulations to protect public health and the environment.

Goals & Objectives

The Wastewater Treatment plants prioritize fiscal responsibility, civic pride, and best practices initiatives. The department allocates maintenance funding to evaluate and prioritize repairs or replacements of the current infrastructure. Staff maintain all equipment and facilities at a professional level to enhance the appearance of the community, safeguard the environment, protect public health and safety, and comply with regulatory requirements. The department aims to integrate best practices into all policies and procedures while emphasizing the provision of high-quality effluent. This facility serves as a dependable source of effluent water that meets and exceeds contractual requirements for industrial cooling. The department advocates for the optimal utilization of reclaimed water and bio-solids while preserving the environment. The Texas Commission on Environmental Quality (TCEQ) serves as the regulatory agency for water quality. Employees undergo rigorous training and testing to obtain licensure, ensuring that the effluent meets state and federal standards.

Programs of the Wastewater Treatment Department

Wastewater Treatment
2024/25 Budget — \$11,931,676 of Budget

Provides wastewater treatment plant operations removing contaminants and organic matter, provides reclaimed water reuse to industry, as well as bio-solids disposal to residents, businesses, and industries, allowing the community to achieve an environmentally safe wastewater disposal system.

Hollywood Road:

- 2023 Bi-Annual Texas Commission on Environmental Quality (TCEQ) inspection completed with 13 demerits.
- EPA DMR-QA 43 was completed with 0 demerits.
- FY 22/23 Hollywood Road had an average daily flow of 8.498 MGD, which is 71% of the 12 MGD treatment plant capacity.
- Hollywood Road exceeded the regulatory limit of 75% for a 3-month period in 22/23, triggering the regulatory requirement to begin design work on capacity expansion.
- Due to the historical lack of sufficient capital investment and maintenance at this facility, operational costs have begun to escalate noticeably.

Performance Measures/Indicators:	2022/23 Actual	2023/24 Estimated	2024/25 Projected
Violations to discharge permit	3	0	0
Treatment plant capacity – flow of million gallons per day (MGD)	12	12	12
Wastewater treated (MGD)	8.498	8.8	9.1
Reclaimed water to XCEL (MG)	1368	1500	1600
Effluent to L. Tanglewood & Creek (MG)	1596	1600	1600
Biosolids to landfill (Metric Tons)	1745	1500	1250

River Road:

- 2023 Bi-Annual Texas Commission on Environmental Quality (TCEQ) inspection completed with 0 demerits.

WASTEWATER TREATMENT (52260, 52270)

2024/25 Budget

- EPA DMR-QA43 was completed with 0 demerits.
- FY 2022/2023 River Road had a daily average flow of 9.326 MGD which is 58 % of the 16 MGD treatment plant capacity.
- Due to the historical lack of sufficient capital investment at this facility, operational costs have begun to escalate noticeably.

<i>Performance Measures/Indicators:</i>	2022/23 Actual	2023/24 Estimated	2024/25 Projected
Violations to discharge permit	0	0	0
Treatment plant capacity – flow of million gallons per day (MGD)	16	16	16
Wastewater treated (MGD)	9.326	9.5	9.7
Reclaimed water to XCEL (MG)	1905	2000	2100
Effluent to Creek (MG)	1509	1600	1700
Biosolids to landfill (Metric Tons)	3176	3200	3200

Total Wastewater Treatment 2024/25 Budget — \$11,931,676

City of Amarillo 2024 Department Request by Business Unit

52260 - River Road Water Reclamation



Description	2021 Actual	2022 Actual	2023 Budget	2023 Revised Estimate	2024 Dept Request	Dept Request Variance
Revenues						
52260 - River Road Water Reclamation						
Uncategorized Revenues						
37406 - Sampling Survey Payments	-	15,600	-	20,400	-	-
100001 - Uncategorized Revenues	-	15,600	-	20,400	-	-
<hr/>						
52260 - River Road Water Reclamation	-	15,600	-	20,400	-	-
<hr/>						
Total Revenues	-	15,600	-	20,400	-	-

Expenditures

52260 - River Road Water Reclamation

Personal Services

41100 - Salaries and Wages	735,469	791,626	911,679	870,362	906,590	-5,089
41300 - Incentive	18,960	19,655	20,401	20,558	20,400	-1
41820 - Health Insurance	211,568	222,863	236,196	225,095	246,327	10,131
42300 - State Unemployment	1,041	1,009	1,749	1,284	1,698	-51
42400 - Workers Compensation	20,996	22,167	30,324	30,324	30,324	-
42510 - Car Allowance	-	-	-	-	-	-
42550 - Communications Allowance	1,203	1,157	1,200	1,155	1,200	-
42560 - Change in Sick and Annual	21,562	7,465	-	-	-	-
41900 - Life	507	485	861	511	902	41
42010 - Social Security - Medicare	11,605	13,646	13,532	15,151	13,459	-73
42020 - Social Security - OASDI	49,621	58,347	57,861	64,782	57,548	-313
42110 - TMRS	-40,994	115,889	139,060	152,132	139,603	543
42115 - OPEB Funding	-12,432	23,764	22,682	26,234	22,556	-126
41620 - Unscheduled	81,663	165,526	62,000	194,637	62,000	-
42111 - TMRS Adj (GASB 68)	-	-9,778	-	-	-	-
42116 - OPEB Adj (GASB 75)	-	-13,808	-	-	-	-
41000 - Personal Services	1,100,768	1,420,014	1,497,545	1,602,225	1,502,607	5,062

Supplies

51110 - Office Expense	1,554	4,808	2,500	4,260	2,500	-
51200 - Operating	48,565	59,317	34,000	68,464	34,000	-
51250 - Janitor	428	750	1,000	928	1,000	-
51300 - Clothing and Linen	49,237	9,910	8,000	11,237	8,000	-
51350 - Chemical and Medical	116,827	224,516	200,000	245,930	200,000	-
51400 - Photographic	-	-	300	-	-	-300
51450 - Botany & Agriculture	1,001	-	1,000	-	1,000	-
51700 - Education	366	984	1,000	1,082	1,000	-
51800 - Fuel & Oil	17,687	38,617	53,802	41,740	42,992	-10,810
51850 - Minor Tools	3,180	3,592	3,000	5,651	3,000	-
51950 - Minor Office Equipment	-	1,832	500	2,502	500	-
51970 - Software	-	-	-	-	40,000	40,000
51980 - IT Hardware	-	-	-	-	7,000	7,000
52050 - Auto Parts	2,538	695	500	500	500	-
52120 - Tires and Tubes Other	2,501	877	4,000	2,252	4,000	-
52050.LABOR - Auto Parts Labor	-	-	501	150	-	-501
53100 - Natural Gas	63,964	54,461	66,506	31,401	32,343	-34,163

City of Amarillo 2024 Department Request by Business Unit

52260 - River Road Water Reclamation



Description	2021 Actual	2022 Actual	2023 Budget	2023 Revised Estimate	2024 Dept Request	Dept Request Variance
53150 - Electricity	493,934	635,338	731,293	468,051	753,232	21,939
51000 - Supplies	801,781	1,035,697	1,107,902	884,148	1,131,067	23,165
Contractual Services						
61100 - Communications Billing	-	190	-	-	-	-
61200 - Postage	1,718	2,157	1,000	500	1,000	-
61400 - Dues	1,190	1,120	1,500	1,600	1,500	-
61410 - Tuition	7,237	5,557	6,000	2,767	6,000	-
62000 - Professional	14,666	18,986	15,000	24,477	15,000	-
67320 - Extermination	468	390	500	500	500	-
67500 - Laundry	338	324	300	356	300	-
68100 - R & M - Building	37,366	54,885	40,000	23,000	40,000	-
68300 - R & M - Improvements	207,504	511,970	500,000	646,890	750,000	250,000
68312 - Other Improvement	90,842	40,205	100,500	23,778	100,500	-
68615 - Misc. Fuel Powered Equi	1,513	1,176	1,500	1,300	1,500	-
68640 - Machinery	12,116	5,395	15,000	11,462	15,000	-
68650 - Shop Equipment	1,297	-	1,500	-	1,500	-
68680 - Other Equipment	12,821	18,710	10,000	18,000	10,000	-
68710 - Auto Repair & Maint	-	-	500	-	-	-500
69210 - Rental City Equipment	96,227	120,594	138,163	138,163	142,307	4,144
69220 - Rental Other Equipment	469	850	1,000	600	1,000	-
60000 - Contractual Services	485,773	782,510	832,463	893,393	1,086,107	253,644
Other Charges						
72000 - Communication	-	950	-	-	-	-
76000 - Depreciation	772,190	793,746	763,792	803,787	754,613	-9,179
71100 - Insurance and Bonds	88,197	93,826	243,870	243,870	12,149	-231,721
75200 - Mileage	-	71	-	-	-	-
75300 - Meals and Local	415	194	700	655	700	-
77200 - License and Permits	172,477	97,589	100,000	96,000	100,000	-
77730 - Solid Waste	7,291	6,376	8,000	5,505	8,000	-
70000 - Other Charges	1,040,569	992,753	1,116,362	1,149,817	875,462	-240,900
Capital Outlay						
84100 - Auto-Rolling Stock & Equ	-	-	-	-	-	-
80000 - Capital Outlay	-	-	-	-	-	-
52260 - River Road Water Reclamation	3,428,891	4,230,974	4,554,272	4,529,583	4,595,243	40,971
Total Expenditures	3,428,891	4,230,974	4,554,272	4,529,583	4,595,243	40,971

2024-25 Employee Distribution by Position

Entity	52260 - River Road Water Reclamation
Scenario	Dept Req
Year	2024
Currency	USD

Code and Description	Count
ADM165--WATER RECLAMATION FACILITY MGR	1.0
CLR405--ADMINISTRATIVE ASSISTANT II	1.0
MGT910--TREATMENT PLNT MNT. FOREPERSON	1.0
MGT941--OPERATIONS CONTROL SUPERVISOR	1.0
TEC930--ELECTRONICS/INSTRUMENTATION TE	1.0
TEC942--PROCESS CONTROL TECHNICIAN	1.0
TRD910--CUSTODIAN I	1.0
TRD930--UTILITY WORKER	2.0
TRD951--EQUIPMENT OPERATOR III	1.0
TRD957--UTILITY MAINT. MECHANIC III	2.0
TRD964--TREATMENT PLANT OPERATOR I	3.0
TRD966--TREATMENT PLANT OPERATOR III	6.0
Totals	21.0

New Positions

Code and Description	Count	Pay Grade	Estimated Cost
Utility Maintenance Mechanic III	1.0	G07	\$ 55,356.00

Eliminations

Code and Description	Count	Pay Grade	Estimated Cost
----------------------	-------	-----------	----------------

City of Amarillo 2024 Department Request by Business Unit

52270 - Hollywood Road Waste Water Tre



Description	2021 Actual	2022 Actual	2023 Budget	2023 Revised Estimate	2024 Dept Request	Dept Request Variance
Revenues						
52270 - Hollywood Road Waste Water Tre						
Miscellaneous Revenue						
37406 - Sampling Survey Payments	-	16,350	-	25,650	-16,000	-16,000
37400 - Miscellaneous Revenue	-	16,350	-	25,650	-16,000	-16,000
<hr/>						
52270 - Hollywood Road Waste Water Tre	-	16,350	-	25,650	-16,000	-16,000
<hr/>						
Total Revenues	-	16,350	-	25,650	-16,000	-16,000

Expenditures

52270 - Hollywood Road Waste Water Tre

Personal Services

41100 - Salaries and Wages	706,268	845,567	1,046,805	1,091,719	1,080,220	33,415
41300 - Incentive	13,107	18,996	15,893	17,980	22,200	6,307
41820 - Health Insurance	191,246	220,081	248,220	282,304	296,214	47,994
42300 - State Unemployment	1,109	1,414	1,923	2,056	2,144	221
42400 - Workers Compensation	19,874	23,631	32,334	32,334	32,334	-
42510 - Car Allowance	-	-	-	-	-	-
42550 - Communications Allowance	1,203	109	-	2,842	3,600	3,600
42560 - Change in Sick and Annu	2,439	-2,873	-	-	-	-
41900 - Life	466	531	1,025	662	1,107	82
42010 - Social Security - Medicare	11,404	13,917	15,409	18,187	16,038	629
42020 - Social Security - OASDI	48,760	59,507	65,890	77,763	68,570	2,680
42110 - TMRS	-45,516	118,575	158,344	185,300	166,347	8,003
42115 - OPEB Funding	-10,968	24,316	25,822	31,926	26,878	1,056
41620 - Unscheduled	102,342	136,513	80,000	204,293	80,000	-
42111 - TMRS Adj (GASB 68)	-	-9,978	-	-	-	-
42116 - OPEB Adj (GASB 75)	-	-13,601	-	-	-	-
41000 - Personal Services	1,041,735	1,436,704	1,691,665	1,947,366	1,795,652	103,987

Supplies

51110 - Office Expense	2,530	4,673	2,000	3,500	2,000	-
51200 - Operating	57,999	52,140	35,000	40,000	35,000	-
51250 - Janitor	5,235	3,319	4,000	5,000	4,000	-
51300 - Clothing and Linen	74,541	15,946	17,600	17,600	17,600	-
51350 - Chemical and Medical	268,785	487,801	520,000	500,000	520,000	-
51450 - Botany & Agriculture	-	-	500	500	500	-
51700 - Education	473	468	500	500	500	-
51800 - Fuel & Oil	74,390	44,445	42,804	52,000	95,193	52,389
51850 - Minor Tools	5,420	18,901	5,000	5,128	6,000	1,000
51950 - Minor Office Equipment	1,221	71	900	600	900	-
51970 - Software	-	-	-	-	40,000	40,000
51980 - IT Hardware	-	-	-	-	7,000	7,000
52050 - Auto Parts	500	13,794	500	2,000	500	-
52120 - Tires and Tubes Other	1,549	6,560	10,000	6,000	10,000	-
52050.LABOR - Auto Parts Labor	-	-	1,500	-	1,500	-

City of Amarillo 2024 Department Request by Business Unit

52270 - Hollywood Road Waste Water Tre



Description	2021 Actual	2022 Actual	2023 Budget	2023 Revised Estimate	2024 Dept Request	Dept Request Variance
53100 - Natural Gas	27,622	35,002	47,964	42,000	16,459	-31,505
53150 - Electricity	534,322	828,389	900,681	626,865	927,701	27,020
51000 - Supplies	1,054,587	1,511,508	1,588,949	1,301,693	1,684,853	95,904
Contractual Services						
61100 - Communications Billing	1,750	2,485	2,400	2,400	2,400	-
61200 - Postage	567	86	50	40	50	-
61300 - Advertising	2,874	-	-	-	-	-
61400 - Dues	605	1,050	1,000	1,000	1,000	-
61410 - Tuition	8,347	9,867	10,000	10,000	10,000	-
62000 - Professional	11,174	117,785	465,000	465,000	465,000	-
67320 - Extermination	429	408	600	600	600	-
67500 - Laundry	450	1,068	950	800	950	-
68100 - R & M - Building	56,961	67,869	50,000	53,000	50,000	-
68300 - R & M - Improvements	752,347	497,614	350,000	400,000	350,000	-
68312 - Other Improvement	278,125	144,262	200,000	230,000	320,000	120,000
68610 - Office Equipment	41	163	300	300	300	-
68615 - Misc. Fuel Powered Equi	1,862	2,469	5,000	5,000	355,000	350,000
68630 - Dumpster Boxes	1,347	8,063	10,000	10,000	10,000	-
68640 - Machinery	7,458	7,774	5,000	8,000	5,000	-
68650 - Shop Equipment	2,856	6,313	5,000	5,000	5,000	-
68680 - Other Equipment	14,228	14,220	15,000	15,000	15,000	-
68710 - Auto Repair & Maint	12,930	18,020	10,000	25,672	10,000	-
69210 - Rental City Equipment	124,936	133,682	137,361	137,361	160,373	23,012
69220 - Rental Other Equipment	381	13,116	1,000	1,000	1,000	-
69300 - Leased Computer Software	-	1,964	-	-	-	-
60000 - Contractual Services	1,279,667	1,048,278	1,268,661	1,370,173	1,761,673	493,012
Other Charges						
72000 - Communication	-	-	2,000	-	2,000	-
76000 - Depreciation	1,407,649	1,130,592	1,365,651	1,373,518	1,369,967	4,316
71100 - Insurance and Bonds	127,065	136,508	313,751	313,751	12,788	-300,963
75100 - Travel	-	-	4,000	-	4,000	-
75300 - Meals and Local	431	348	500	755	500	-
77200 - License and Permits	65,853	65,518	70,000	70,000	70,000	-
77730 - Solid Waste	148,515	646,644	135,000	414,353	635,000	500,000
70000 - Other Charges	1,749,512	1,979,611	1,890,902	2,172,377	2,094,255	203,353
52270 - Hollywood Road Waste Water Tre	5,125,501	5,976,100	6,440,177	6,791,609	7,336,433	896,256
Total Expenditures	5,125,501	5,976,100	6,440,177	6,791,609	7,336,433	896,256

2024-25 Employee Distribution by Position

Entity	52270 - Hollywood Road Waste Water Tre
Scenario	Dept Req
Year	2024
Currency	USD

Code and Description	Count
ADM165--WATER RECLAMATION FACILITY MGR	1.0
CLR400--ADMINISTRATIVE ASSISTANT I	1.0
MGT910--TREATMENT PLNT MNT. FOREPERSON	1.0
MGT941--OPERATIONS CONTROL SUPERVISOR	1.0
TEC930--ELECTRONICS/INSTRUMENTATION TE	1.0
TEC942--PROCESS CONTROL TECHNICIAN	1.0
TRD910--CUSTODIAN I	1.0
TRD915--ELECTRICIAN I	1.0
TRD930--UTILITY WORKER	3.0
TRD950--EQUIPMENT OPERATOR II	1.0
TRD951--EQUIPMENT OPERATOR III	1.0
TRD957--UTILITY MAINT. MECHANIC III	3.0
TRD966--TREATMENT PLANT OPERATOR III	9.0
Totals	25.0

New Positions

Code and Description	Count	Pay Grade	Estimated Cost
Equipment Operator II	1.0	G04	\$ 62,247.00
Utility Maintenance Mechanic III	1.0	G07	\$ 124,494.00

Eliminations

Code and Description	Count	Pay Grade	Estimated Cost
----------------------	-------	-----------	----------------

Budget Comparison

	2022/23 Actual	2023/24 Budget	2023 Revised Estimate	2024/25 Budgeted
Personal Services	\$ 1,102,541	\$ 1,257,917	\$ 1,190,726	\$ 1,586,664
Supplies	254,141	236,806	335,452	269,828
Contractual Services	198,302	331,489	417,533	433,581
Other Charges	255,135	218,633	243,327	225,674
Capital Outlay	-	5,000	5,000	5,000
Inter Reimbursements	\$ (19,890)	\$ (39,780)	\$ —	\$ (19,890)
Total Expenses	\$ 1,790,228	\$ 2,010,065	\$ 2,192,038	\$ 2,500,857

Approved Positions

	2022/23 Actual	2023/24 Budget	2024/25 Budgeted
Full-time	18.0	18.0	20.0
Part-time	-	-	-
Total	18.0	18.0	20.0



- Administration and Support
- Environmental Laboratory Program
- Industrial Waste/Pretreatment Program
- Stormwater Quality Program
- Chemical Inventory Program
- NELAC Drinking Water Bacteriology Program
- Household Hazardous Waste Program

Mission

Complete regulatory requirements, and provide analytical services needed by many city departments and divisions through an Environmental Quality Division. The mission is collectively one of protection for citizens, the city, and the environment.

Goals & Objectives

The Environmental Lab prides itself on maintaining a professional staff dedicated to integrity and expertise. It is accredited by the Texas Commission on Environmental Quality (TCEQ) National Environmental Laboratory Accreditation Conference (NELAC) for bacteriology, ensuring data integrity through standardized performance measures and staff training. The lab also operates a TCEQ-approved Pretreatment Program to limit materials entering the wastewater stream and oversees the Stormwater Quality Program, holding a TCEQ MS4 Permit to manage industrial discharge during rain events. Recently, the Household Hazardous Waste Program (HHW) was launched, complementing the lab's existing safety measures, which include maintaining 42 Job Safety Analysis documents.

The lab employs cutting-edge technology and complex instruments to ensure the safety of drinking water and waste management systems. Information about its various programs is available on Amarillo.gov, fostering communication with the public, regulatory agencies, and the media. Providing excellent customer service is a priority for the lab, catering to citizens, city departments, private entities, and economic development initiatives. It also contributes to infrastructure development by offering analysis and historical data related to water and wastewater quality. Additionally, the lab oversees private industrial waste facilities to ensure compliance with permits, while the Stormwater Quality Program prevents sediment and debris runoff from construction and industrial sites through state-mandated inspections and plans.

Programs of the Environmental Lab Department

Administration and Support
2024/25 Budget — \$250,086 of Budget

This program is responsible for completion of 19,982 required administrative documents including laboratory reports, credit card purchases, memos, deposits/cash reports, requisitions, payment vouchers, chemical inventory, and others as required by different work groups.

<i>Performance Measures/Indicators:</i>	2022/23 Actual	2023/24 Budget	2024/25 Budgeted
Administrative documents managed	19,982	20,581	21,610

Environmental Laboratory

2024/25 Budget — \$1,025,351 of Budget

This program is an in-house Central Laboratory operation. Work includes approximately 65,000 parameter results within 18,000 samples with a commercial value of \$1,904,000 per year. Growth in samples processed currently averages 1.41% per year. We provide high-quality analytical services to all requesting departments and divisions in a timely manner with the lowest possible cost to the city.

<i>Performance Measures/Indicators:</i>	2022/23 Actual	2023/24 Budget	2024/25 Budgeted
Total samples analyzed	17,832	18,158	18,414

Industrial Waste/Pretreatment

2024/25 Budget —\$350,120 of Budget

This program manages 19 significant Industrial Waste Permits. This includes monthly sampling, inspections, permitting, and reporting in a timely and professional manner. We meet or exceed all requirements of the TCEQ approved Pretreatment Program and the permits for both Wastewater Treatment Plants.

<i>Performance Measures/Indicators:</i>	2022/23 Actual	2023/24 Budget	2024/25 Budgeted
Industries managed under permits	19	19	20

Stormwater Quality

2024/25 Budget — \$525,180 of Budget

This program implements and enforces the Stormwater Quality MS4 Permit, the Construction General Permit, and the Multi Sector Industrial General Permit. Operation and maintenance of the state/federal MS4 Permit issued to the city is continual and is renewed on a five-year cycle. The primary playa lakes in the city are routinely monitored for pollution. The Multi Sector Industrial Permit program monitors 221 regulated industries. This includes sampling, inspections, and reporting. The program also monitors all residential and commercial construction activities for MS4 compliance.

<i>Performance Measures/Indicators:</i>	2022/23 Actual	2023/24 Budget	2024/25 Budgeted
Industries Managed under Permits	221	243	267

Chemical Inventory

2024/25 Budget — \$75,026 of Budget

This program manages 8,849 chemical items for city departments and generates the Texas Tier II Report annually. The Annual Chemical Inventory for city departments and divisions is conducted each year in December. The results of the 121 inventories are checked for accuracy and completeness to support generation of the primary Annual Texas Tier II Report. Interim Tier II Reports may be required at different times during the year. Performance for the Program is measured by time of response, completeness, and accuracy of the data presented to TCEQ. Attempts to reduce and consolidate reporting to items that are notable in their nature as a human health or environmental concern will reduce performance measures totals in the upcoming years.

<i>Performance Measures/Indicators:</i>	2022/23 Actual	2023/24 Budget	2024/25 Budgeted
Total chemical items managed	8,849	8,372	8,455

**NELAC Drinking Water Bacteriology
2024/25 Budget — \$250,086 of Budget**

9096 drinking water samples are analyzed each year to protect over 250,000 people living in the upper Panhandle Region. We also serve regional bottled water companies. We maintain TCEQ NELAC accreditation for bacteriology and provide the state with all applicable reports in a timely and accurate manner. Growth is projected at 1.41% annually.

<i>Performance Measures/Indicators:</i>	2022/23 Actual	2023/24 Budget	2024/25 Budgeted
Total bacteriology samples processed	9,096	8,764	8,887

**Household Hazardous Waste
2024/25 Budget — \$25,009 of Budget**

This group processes, in a safe and accountable manner, 2,434 pounds of chemical products delivered by residents each year and prepares the required state reporting. Products which are safe for consumer re-use are recycled for the public free of charge. Dangerous or banned products are shipped to a Hazardous Waste Disposal Site.

<i>Performance Measures/Indicators:</i>	2022/23 Actual	2023/24 Budget	2024/25 Budgeted
Pounds of chemicals managed	2,434	2,920	3,504

Total Environmental Lab 2024/25 Budget — \$2,500,857

City of Amarillo 2024 Department Request by Business Unit

52281 - Laboratory Admin



Description	2021 Actual	2022 Actual	2023 Budget	2023 Revised Estimate	2024 Dept Request	Dept Request Variance
Revenues						
52281 - Laboratory Admin						
Business License and Permits						
31615 - Grease Trap Permits	110,520	138,101	184,585	213,527	200,000	15,415
37465 - NBV Asset Disposal	-	-4,219	-	-	-	-
31400 - Business License and Permits	110,520	133,881	184,585	213,527	200,000	15,415
52281 - Laboratory Admin	110,520	133,881	184,585	213,527	200,000	15,415
Total Revenues	110,520	133,881	184,585	213,527	200,000	15,415

Expenditures

52281 - Laboratory Admin

Personal Services

41100 - Salaries and Wages	671,372	708,217	804,629	762,557	1,054,797	250,168
41300 - Incentive	25,430	24,196	23,900	23,717	41,400	17,500
41820 - Health Insurance	169,504	172,907	187,464	167,462	178,182	-9,282
42300 - State Unemployment	965	1,030	1,478	1,193	1,699	221
42400 - Workers Compensation	10,457	10,716	23,993	23,993	23,993	-
42510 - Car Allowance	3,008	3,354	3,000	2,888	3,000	-
42550 - Communications Allowance	1,204	709	-	-	-	-
42560 - Change in Sick and Annu	19,680	16,793	-	-	-	-
41900 - Life	443	424	738	415	779	41
42010 - Social Security - Medicare	9,743	10,308	12,058	11,265	15,688	3,630
42020 - Social Security - OASDI	41,660	44,078	51,554	48,168	64,493	12,939
42110 - TMRS	-45,995	87,754	123,898	113,243	156,345	32,447
42115 - OPEB Funding	-10,914	17,995	20,205	19,512	26,288	6,083
41620 - Unscheduled	5,914	4,060	5,000	16,313	20,000	15,000
42111 - TMRS Adj (GASB 68)	-	-7,391	-	-	-	-
42116 - OPEB Adj (HASB 75)	-	-10,721	-	-	-	-
41000 - Personal Services	902,472	1,084,429	1,257,917	1,190,726	1,586,664	328,747

Supplies

51110 - Office Expense	8,486	11,514	10,694	12,833	11,764	1,070
51200 - Operating	92,491	107,722	85,000	148,750	93,500	8,500
51250 - Janitor	5,173	5,047	5,000	5,000	5,000	-
51300 - Clothing and Linen	2,827	5,038	5,818	7,000	5,818	-
51350 - Chemical and Medical	89,036	88,096	80,000	107,000	96,000	16,000
51400 - Photographic	-	-	100	100	100	-
51450 - Botany & Agriculture	109	-	100	100	100	-
51700 - Education	910	413	3,000	2,000	3,000	-
51850 - Minor Tools	6,287	878	1,000	4,000	5,000	4,000
51950 - Minor Office Equipment	7,189	2,554	6,313	8,888	8,450	2,137
51980 - IT Hardware	1,508	-	-	-	-	-
52050 - Auto Parts	1,321	-	1,000	1,000	1,000	-
52050.LABOR - Auto Parts Labor	-	-	500	500	500	-
53100 - Natural Gas	5,044	4,752	5,308	5,308	4,548	-760
53150 - Electricity	19,945	25,339	28,929	28,929	29,797	868
53200 - Water and Sewer	3,176	2,787	3,044	3,044	4,251	1,207

City of Amarillo 2024 Department Request by Business Unit

52281 - Laboratory Admin



Description	2021 Actual	2022 Actual	2023 Budget	2023 Revised Estimate	2024 Dept Request	Dept Request Variance
55100 - Publications	114	-	1,000	1,000	1,000	-
51000 - Supplies	243,617	254,141	236,806	335,452	269,828	33,022
Contractual Services						
61200 - Postage	3,277	2,739	11,480	8,000	11,480	-
61300 - Advertising	-	-	2,000	2,000	2,000	-
61400 - Dues	2,880	3,115	4,000	4,000	4,000	-
61410 - Tuition	8,448	3,332	7,500	7,500	7,500	-
62000 - Professional	17,973	20,211	30,000	30,000	30,000	-
67320 - Extermination	462	462	700	700	700	-
67500 - Laundry	582	608	350	1,400	350	-
68100 - R & M - Building	13,523	1,445	85,250	85,250	85,250	-
68300 - R & M - Improvements	26,196	14,267	33,000	33,000	73,000	40,000
68312 - Other Improvement	391	-	5,000	5,000	5,000	-
68610 - Office Equipment	-	-	400	400	400	-
68680 - Other Equipment	77,937	85,925	81,733	169,857	141,733	60,000
69210 - Rental City Equipment	61,287	65,577	69,726	69,726	71,818	2,092
69220 - Rental Other Equipment	649	621	350	700	350	-
60000 - Contractual Services	213,606	198,302	331,489	417,533	433,581	102,092
Other Charges						
72000 - Communication	14,728	18,387	14,000	14,000	14,000	-
74000 - Printing and Binding	78	586	6,000	6,000	6,000	-
76000 - Depreciation	199,334	197,429	158,688	185,254	183,171	24,483
71100 - Insurance and Bonds	32,295	33,875	27,033	27,033	9,591	-17,442
75100 - Travel	764	-	6,000	3,000	6,000	-
75300 - Meals and Local	2,426	1,121	1,128	2,256	1,128	-
77200 - License and Permits	47,598	3,737	5,784	5,784	5,784	-
78210 - Cash Over/Short	-	-	-	-	-	-
70000 - Other Charges	297,224	255,135	218,633	243,327	225,674	7,041
Capital Outlay						
84910 - Other Equipment	-	-	5,000	5,000	5,000	-
80000 - Capital Outlay	-	-	5,000	5,000	5,000	-
Inter Reimbursements						
90160 - Other Departments	-19,890	-19,890	-39,780	-	-19,890	19,890
90000 - Inter Reimbursements	-19,890	-19,890	-39,780	-	-19,890	19,890
52281 - Laboratory Admin	1,637,030	1,772,116	2,010,065	2,192,038	2,500,857	490,792
Total Expenditures	1,637,030	1,772,116	2,010,065	2,192,038	2,500,857	490,792

2024-25 Employee Distribution by Position

Entity	52281 - Laboratory Admin
Scenario	Dept Req
Year	2024
Currency	USD

Code and Description	Count
CLR130--ADMINISTRATIVE SUPERVISOR	1.0
MGT580--PUBLIC HEALTH PROGRAM MANAGER	1.0
PRF350--ENVIRONMENTAL CHEMIST	1.0
PRF351--CHEMIST I	1.0
PRF352--CHEMIST II	2.0
PRF353--CHEMIST III	1.0
TEC005--QUALITY CONTROL TECHNICIAN	1.0
TEC335--PRETREATMENT COORDINATOR	1.0
TEC555--ENVIRONMENTAL TECHNICIAN	2.0
TEC928--STORMWATER SUPERVISOR	1.0
TEC943--BACTERIOLOGY TECHNICIAN	1.0
TEC945--WATER BACTERIOLOGIST	1.0
TRD350--INDUSTRIAL WASTE INSPECTOR	1.0
TRD351--STORM WATER INSPECTOR	1.0
TRD910--CUSTODIAN I	1.0
Totals	17

New Positions

Code and Description	Count	Pay Grade	Estimated Cost
Environmental Lab Manager	1.0		\$99,984.00
Laboratory Services Coordinator	1.0		51,991.00
Quality Control Supervisor	1.0		68,239.00

Eliminations

Code and Description	Count	Pay Grade	Estimated Cost
----------------------	-------	-----------	----------------



SOLID WASTE COLLECTION (1431)

2024/25 Budget

Budget Comparison

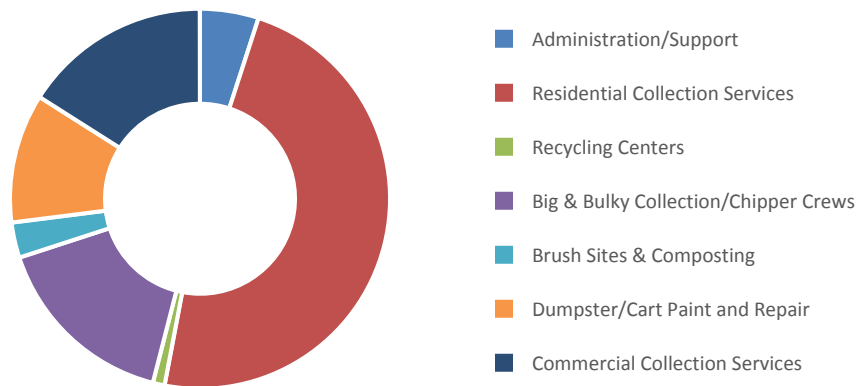
	2022/23 Actual	2023/24 Budget	2023 Revised Estimate	2024/25 Budgeted
Personal Services	\$ 6,796,569	\$ 7,618,721	\$ 7,566,142	\$ 8,144,866
Supplies	748,362	192,731	590,227	183,643
Contractual Services	6,773,643	7,217,036	7,238,428	7,717,819
Other Charges	589,121	102,506	103,308	84,955
Capital Outlay	-	-	-	1,481,776
Inter Reimbursements	\$ (306)	\$ —	\$ (139)	\$ —
Total Expenses	\$ 14,907,389	\$ 15,130,994	\$ 15,497,966	\$ 17,613,059

Total Departmental Revenues	\$ 23,676,212	\$ 26,297,764	\$ 26,416,029	\$ 29,026,446
------------------------------------	----------------------	----------------------	----------------------	----------------------

Total Covered through General Revenues	\$ (8,768,822)	\$(11,166,770)	\$(10,918,063)	\$(11,413,387)
---	-----------------------	-----------------------	-----------------------	-----------------------

Approved Positions

	2021/22 Actual	2022/23 Budget	2023/24 Budgeted
Full-time	113.0	113.0	116.0
Part-time	2.0	2.0	2.0
Total	115.0	115.0	118.0



Mission

At the Solid Waste Collection Division, our mission aligns with the pillars set forth by the City Council, focusing on safety, efficiency, and community well-being. We are dedicated to safely and efficiently collecting residential and commercial solid waste within Amarillo, adhering to state regulations and municipal ordinances. By embracing collaboration, innovation, and fiscal responsibility, we strive to enhance the quality of life for residents and businesses. Our commitment to excellence ensures the health and safety of our community while delivering reliable service.

Goals & Objectives

The city Solid Waste Collection Department utilizes a fully automated, containerized trash collection system for the majority of its residential and commercial customers. Residents who have dumpsters in front of their homes, those with dead-end alleys or safety concerns, and some customers currently receiving curbside hand collection are receiving curbside cart collection. Other residents in specific neighborhoods without alleys have curbside hand-pickup collection of their solid waste; however, most will be transitioning to curbside cart collection within this budget year. The city also has a curbside big/bulky collection program as well as a coordinated alley collection program for limbs and big/bulky items.

Programs of Solid Waste Collection

Department Administration/Support 2024/25 Budget – \$880,653 of Budget

Administration/Support is responsible for the management of the multi-faceted Solid Waste Collection Department.

Residential Collection Services 2024/25 Budget – \$8,454,268 of Budget

The city provides residential collection using side-load dumpsters, curbside cart collection, as well as curb-side bag collection in neighborhoods without alleys. The automated curbside cart service is for customers with dumpsters in front of their homes, those with dead-end alleys or safety concerns, and some customers who currently receive curbside hand collection.

Each 3-cubic-yard, side-loader dumpster for solid waste disposal, will generally serve three to five households. At present, there are approximately 18,000 of the 3-cubic-yard, side-loader dumpsters serving approximately 58,000 residences within the city limits.

Workload Indicators:	2022/23 Actual	2023/24 Estimated	2024/25 Projected
Single Family Residential Households– Alley and Street Dumpsters	56,500	58,000	61,000
Single Family Residential Households – Curbside Manual	1,969	612	0
Single Family Residential Households – Curb Cart	6,432	7,789	8,400

Recycling Centers 2024/25 Budget – \$176,131 of Budget

Four Household Collection Sites are cleaned and maintained. The centers accept used motor oil, oil filters, and aluminum cans. The recycling centers are cleaned, and the oil filters are removed at least twice per week by the Chipper Crew.

Big and Bulky Collection Crews and Chipper Crews

2024/25 Budget – \$2,818,089 of Budget

The Curbside Big and Bulky program allows customers to contact the Solid Waste Collection Department to schedule pick-up of big and bulky items from their curb. Once a customer calls Solid Waste, they are given a date to set out their items and the crew collects the items from their curb. The city operates eight Lightning Loader trucks with six crews available to collect the large bulky items. Four Chipper Crews collect brush as well as the big and bulky items within the alleys. This service is primarily driven by citizens' requests. Crews clean the entire alley when responding to a citizen's request. When the Big and Bulky Collection Crews have finished all curbside requests, they divert their efforts to alleys as well. The city also has eight locations for residents to dispose of their bulky waste. The Roll-Offs are conveniently located at the Public Libraries and City Parks. Each location has two or more Roll-Offs set for residential use.

<i>Performance Measures:</i>	2022/23 Actual	2023/24 Estimated	2024/25 Projected
Alley Cleanup Requests	5,245	5,463	5,500
Alley Cleanup Requests Completed	4,067	7,597	5,500
Curbside Big & Bulky Pick-Up Requests	28,732	29,088	29,400
Curbside Service Requests Completed	27,207	27,459	27,600
Roll-Off Containers Emptied	2,795	3,115	8,474

Brush Sites and Composting

2024/25 Budget – \$528,392 of Budget

The city operates two brush sites for residents to dispose of their tree limbs and brush. The brush and limbs at these two locations are processed and transferred to the compost facility at the City of Amarillo Landfill. The brush sites provide organic material needed for the compost site at the landfill. The compost facility produces woodchips that are available for residents, this comes from utilizing the materials collected from the city's brush sites to grow this program. The compost site will allow the citizens and businesses of Amarillo to divert waste from the Landfill to the compost site, expanding the life of the Landfill.

<i>Performance Measures:</i>	2022/23 Actual	2023/24 Estimated	2024/25 Projected
Total tons diverted from the Landfill (brush sites and brush composted)	3,295	3,389	3,400

*Brush sites do not have scales; these numbers are from the scales located at the landfill.

Dumpster and Cart Paint and Repair Operation

2024/25 Budget – \$1,937,436 of Budget

The Solid Waste Collection Department operates a container repair and painting operation.

<i>Performance Measures:</i>	2022/23 Actual	2023/24 Estimated	2024/25 Projected
Dumpster Service Requests	4,059	3,915	4,000
Dumpsters Repaired	2,536	2,806	2,800
Dumpsters Replaced	889	1,000	1385
Number of Days to Perform Minor Repairs (Repairs to dumpster lifting components and lids)	1	1	1

SOLID WASTE COLLECTION (1431)

2024/25 Budget



Commercial Collection Services

2024/25 Budget – \$2,818,089 of Budget

Commercial Collection Services serve approximately 3,500 business customers using either 8-cubic-yard front-loading containers or 3-cubic-yard side loading dumpsters. Smaller businesses and apartment complexes utilize the smaller 3-cubic-yard side-loading containers. Due to very competitive pricing from private commercial haulers with three-year term contracts and national chain service agreements, the commercial collection service has seen a decrease in customers and service from past years.

Total Solid Waste Collection 2024/25 Budget —\$17,613,059

City of Amarillo 2024 Department Request by Business Unit

1431 - Solid Waste Collection



Description	2021 Actual	2022 Actual	2023 Budget	2023 Revised Estimate	2024 Dept Request	Dept Request Variance
Revenues						
1431 - Solid Waste Collection						
Sanitation						
33510 - Collection and Disposal	14,442,045	16,842,636	18,020,437	18,229,257	19,435,855	1,415,418
33512 - Comm Collection & Disposal	5,642,430	6,548,138	7,712,852	7,870,643	8,343,204	630,352
33515 - SW Commercial Permit Fees	257,784	183,840	224,699	224,704	907,611	682,912
33530 - Recyclable	68,571	62,886	64,050	47,918	64,050	-
33500 - Sanitation	20,410,831	23,637,500	26,022,038	26,372,522	28,750,720	2,728,682
Fines and Forfeitures						
35215 - Forfeited Disc-Sanitat	299,810	38,712	275,726	43,507	275,726	-
35000 - Fines and Forfeitures	299,810	38,712	275,726	43,507	275,726	-
1431 - Solid Waste Collection	20,710,640	23,676,212	26,297,764	26,416,029	29,026,446	2,728,682
Total Revenues	20,710,640	23,676,212	26,297,764	26,416,029	29,026,446	2,728,682

Expenditures

1431 - Solid Waste Collection

Personal Services

41100 - Salaries and Wages	3,037,599	3,939,597	4,844,675	4,262,461	5,202,187	357,512
41300 - Incentive	24,945	18,363	33,600	25,605	13,800	-19,800
41820 - Health Insurance	892,163	1,021,896	1,104,612	1,018,244	1,200,132	95,520
42300 - State Unemployment	5,252	7,040	8,964	8,339	10,561	1,597
42400 - Workers Compensation	196,715	256,966	373,223	373,223	373,223	-
42510 - Car Allowance	2,546	2,893	3,000	2,730	3,000	-
42530 - Moving Expense	-	-	-	-	-	-
42550 - Communications Allowance	1,408	1,157	1,200	1,092	1,200	-
41900 - Life	2,249	2,518	4,633	2,675	5,166	533
42010 - Social Security - Medicare	48,521	62,797	70,803	69,292	75,696	4,893
42020 - Social Security - OASDI	206,891	268,510	301,442	296,282	322,144	20,702
42110 - TMRS	420,449	536,801	724,414	697,139	781,490	57,076
42115 - OPEB Funding	85,456	110,079	118,155	120,374	126,267	8,112
41620 - Unscheduled	459,525	567,953	30,000	688,686	30,000	-
41000 - Personal Services	5,383,720	6,796,569	7,618,721	7,566,142	8,144,866	526,145

Supplies

51110 - Office Expense	8,389	14,864	10,000	13,727	10,000	-
51115 - Employee Recognition Program	44	454	4,440	1,856	4,440	-
51120 - Safety Program	7,005	3,624	20,101	3,466	20,101	-
51200 - Operating	475,215	635,156	113,910	493,367	115,710	1,800
51300 - Clothing and Linen	22,360	20,555	16,250	29,642	16,250	-
51350 - Chemical and Medical	136	-	951	260	951	-
51800 - Fuel & Oil	2,341	1,465	2,696	2,584	191	-2,505
51850 - Minor Tools	3,834	22,086	12,000	20,995	3,600	-8,400
51950 - Minor Office Equipment	1,928	7,969	-	912	-	-
52050 - Auto Parts	31,785	41,555	150	22,270	11,053	10,903
52110 - Tires and Tubes Buses	-	-	375	375	375	-
52120 - Tires and Tubes Other	764	137	375	375	375	-

City of Amarillo 2024 Department Request by Business Unit

1431 - Solid Waste Collection



Description	2021 Actual	2022 Actual	2023 Budget	2023 Revised Estimate	2024 Dept Request	Dept Request Variance
52200 - Trash Bags	296	-	10,903	-	-	-10,903
52050.LABOR - Auto Parts Labor	-	-	-	-	-	-
53150 - Electricity	374	497	580	398	597	17
51000 - Supplies	554,470	748,362	192,731	590,227	183,643	-9,088
Contractual Services						
61200 - Postage	535	3,629	4,000	1,132	4,000	-
61400 - Dues	889	-	530	530	530	-
61410 - Tuition	1,379	2,247	3,000	1,125	3,000	-
61415 - Safety Training	925	-	1,900	300	1,900	-
62000 - Professional	7,365	8,804	-	31,650	-	-
68300 - R & M - Improvements	205	4,243	6,058	2,133	6,058	-
68610 - Office Equipment	236	362	-	-	-	-
68630 - Dumpster Boxes	1,169,149	1,186,986	1,130,988	1,130,998	1,208,898	77,910
68640 - Machinery	-	-	1,900	1,900	1,900	-
68650 - Shop Equipment	-	160	1,500	1,500	1,500	-
69210 - Rental City Equipment	5,088,033	5,567,212	6,067,160	6,067,160	6,484,033	416,873
69300 - Leased Computer Software	-	-	-	-	6,000	6,000
60000 - Contractual Services	6,268,716	6,773,643	7,217,036	7,238,428	7,717,819	500,783
Other Charges						
72000 - Communication	369	382	-	192	-	-
71100 - Insurance and Bonds	53,798	83,243	100,726	100,726	83,175	-17,551
75100 - Travel	123	502	1,780	1,780	1,780	-
75300 - Meals and Local	299	146	-	610	-	-
78230 - Loss on Bad Debt	407,604	504,848	-	-	-	-
70000 - Other Charges	462,194	589,121	102,506	103,308	84,955	-17,551
Capital Outlay						
84100 - Auto-Rolling Stock & Equ	-	-	-	-	1,200,000	1,200,000
84310 - Shop Equipment	5,324	-	-	-	-	-
80000 - Capital Outlay	5,324	-	-	-	1,200,000	1,200,000
Inter Reimbursements						
90160 - Other Departments	-812	-306	-	-139	-	-
90000 - Inter Reimbursements	-812	-306	-	-139	-	-
1431 - Solid Waste Collection	12,673,611	14,907,389	15,130,994	15,497,966	17,331,283	2,200,289
Total Expenditures	12,673,611	14,907,389	15,130,994	15,497,966	17,331,283	2,200,289

2024-25 Employee Distribution by Position

Entity	1431 - Solid Waste Collection
Scenario	Dept Req
Year	2024
Currency	USD

Code and Description	Count
ADM240--SOLID WASTE SUPERINTENDENT	1.0
ADM241--ASSISTANT SOLID WASTE SUPER	2.0
CLR400--ADMINISTRATIVE ASSISTANT I	1.0
CLR410--ADMINISTRATIVE ASSISTANT III	1.0
CLR941--ADMINISTRATIVE TECHNICIAN	1.0
HRL930--UTILITY WORKER HRLY	2.0
MGT238--SW CUSTOMER SERVICE COORD	1.0
MGT240--SOLID WASTE SERVICE COORD	4.0
MGT241--ROUTE SUPERVISOR	3.0
MGT260--MAINTENANCE SHOP COORDINATOR	1.0
TEC560--SOLID WASTE SERVICE TECHNICIAN	1.0
TEC915--ASSIST SOLID WASTE SVC COORD	1.0
TRD240--WELDER I	2.0
TRD241--WELDER II	1.0
TRD930--UTILITY WORKER	12.0
TRD953--SW EQUIPMENT OPERATOR	79.0
Totals	113.0

New Positions

Code and Description	Count	Pay Grade	Estimated Cost
SW EQUIPMENT OPERATOR		9	\$148,905

Eliminations

Code and Description	Count	Pay Grade	Estimated Cost
----------------------	-------	-----------	----------------



SOLID WASTE DISPOSAL (1432)

2024/25 Budget

Budget Comparison

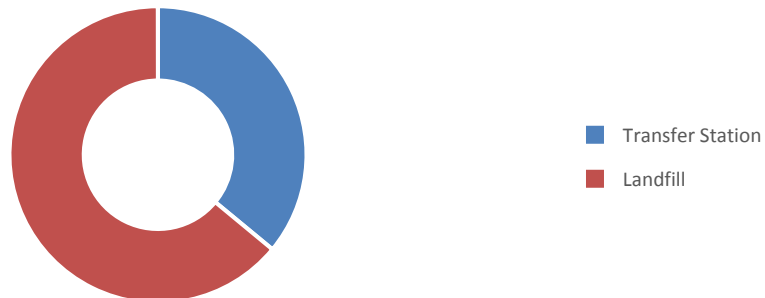
	2022/23 Actual	2023/24 Budget	2023 Revised Estimate	2024/25 Budgeted
Personal Services	\$ 1,810,483	\$ 2,443,393	\$ 2,044,547	\$ 2,329,070
Supplies	371,610	222,773	504,952	244,340
Contractual Services	2,623,779	2,672,528	2,894,195	2,748,589
Other Charges	297,691	438,992	382,855	449,676
Total Expenses	\$ 5,103,563	\$ 5,777,686	\$ 5,826,549	\$ 5,771,675

Total Departmental Revenues	\$ 3,577,894	\$ 3,773,781	\$ 4,603,853	\$ 3,851,899
------------------------------------	---------------------	---------------------	---------------------	---------------------

Total Covered through General Revenues	\$ 1,525,668	\$ 2,003,905	\$ 1,222,696	\$ 1,919,776
---	---------------------	---------------------	---------------------	---------------------

Approved Positions

	2022/23 Actual	2023/24 Budget	2024/25 Budgeted
Full-time	38.0	38.0	36.0
Part-time	2.0	2.0	2.0
Total	40.0	40.0	38.0



Mission

The Solid Waste Disposal Division of Amarillo is committed to upholding the pillars of the City Council by prioritizing safety, environmental responsibility, and customer satisfaction. We ensure the safe and efficient processing, transportation, and disposal of solid waste in compliance with all applicable regulations. By embracing best practices and delivering exceptional customer service, we aim to enhance the well-being of both our employees and the community. Through innovation and collaboration, we strive to maintain the highest standards of operation at our Transfer Station and Landfill facilities, contributing to citizens and businesses in Amarillo and neighboring communities.

Goals & Objectives

The Solid Waste Disposal department operates a Transfer Station that receives the refuse from commercial and residential collection vehicles. The Transfer Station is centrally located within the city limits of Amarillo, at the City Service Center, and reduces the overall transportation costs of hauling refuse to the Landfill. The Landfill strategic approach is to maintain compliance with federal and state environmental laws while serving the needs of the citizens of Amarillo through efficient waste disposal.

Programs of Solid Waste Disposal

Transfer Station

2024/25 Budget — \$2,077,803 of Budget

The Transfer Station provides a central location to efficiently transfer refuse from the collection routes to the Landfill for disposal.

To improve safety, a traffic signal was installed at the entrance of the Transfer Station to inform drivers of when it is safe to enter. This prevents too many drivers from entering at once, which creates an unsafe environment on the floor.

Landfill

2024/25 Budget — \$3,693,872 of Budget

The Landfill weighs the incoming refuse, and compacts and covers all incoming refuse once a week. Also, utilizing an alternative daily cover to save air space to increase the life of the Landfill.

The Landfill recycles appliances, miscellaneous metals, used tires, etc. The facility must collect air samples, groundwater samples, surface water run-off samples, and water well samples to assure compliance with federal, state, and local permit operating regulations. The Amarillo Landfill has an expected life of approximately another 108 Years.

Solid Waste is actively pursuing ways to reduce, reuse and recycle to expand the Landfill's lifespan. One such effort is the composting site located at the landfill. The compost facility produces quality compost and woodchips is available for residents, this comes from utilizing the materials collected from the city's brush sites to grow this program. The compost site allows citizens and businesses of Amarillo to divert waste from the Landfill to the compost site, expanding the life of the Landfill.

A tire-shredding program is now being utilized at the Landfill. Prior to disposal, the tires are shredded two to three days out of the week. Approximately 50 - 150 tires are shredded per week. Once the tires are shredded the tire chips are placed in the Landfill, reducing the amount of space consumed. A decrease is expected due to the advertising of alternative tire disposal methods.

SOLID WASTE DISPOSAL (1432)

2024/25 Budget

<i>Workload Indicators:</i>	2022/23 Actual	2023/24 Estimated	2024/25 Projected
Number of Incoming Loads	66,533	67,000	68,500
Tons of Solid Waste Received	311,225	320,000	33,500
Used Tires Brought to Landfill (From Public and Transfer Station)	733	850	500

Solid Waste Disposal is going to increase our compaction rate which will save valuable space at the Landfill by compacting more waste into a smaller space. Implementation of a new compaction technique will reduce overall soil use and extend the life of the landfill.

<i>Performance Measures/Indicators:</i>	2022/23 Actual	2023/24 Estimated	2024/25 Projected
Compaction Ratio [lb./cy]	1,100	1,100	1,200

Total Solid Waste Disposal 2024/25 Budget —\$5,771,675

City of Amarillo 2024 Department Request by Business Unit

1432 - Solid Waste Disposal



Description	2021 Actual	2022 Actual	2023 Budget	2023 Revised Estimate	2024 Dept Request	Dept Request Variance
Revenues						
1432 - Solid Waste Disposal						
Sanitation						
33520 - Landfill Charges	3,307,057	3,600,942	3,814,999	4,621,511	3,900,000	85,001
33530 - Recyclable	23,504	76	—	25,490	—	—
33500 - Sanitation	3,330,561	3,601,018	3,814,999	4,647,001	3,900,000	85,001
Rent						
37154 - Other Rental Income	875	—	—	—	—	—
37150 - Rent	875	—	—	—	—	—
Administrative Charges						
37231 - Bad Debt Exp/Recovery	(17,074)	21,936	—	—	—	—
37199 - Administrative Charges	(17,074)	21,936	—	—	—	—
Miscellaneous Revenue						
37141 - Merchant Service Fees	(38,778)	(45,061)	(41,218)	(43,148)	(48,101)	(6,883)
37410 - Miscellaneous Revenue	—	—	—	—	—	—
37400 - Miscellaneous Revenue	(38,778)	(45,061)	(41,218)	(43,148)	(48,101)	(6,883)
1432 - Solid Waste Disposal	3,275,583	3,577,894	3,773,781	4,603,853	3,851,899	78,118
Total Revenues	3,275,583	3,577,894	3,773,781	4,603,853	3,851,899	78,118

Expenditures

1432 - Solid Waste Disposal

Personal Services

41100 - Salaries and Wages	824,288	999,050	1,514,929	1,100,289	1,421,000	(93,929)
41300 - Incentive	24,091	14,435	15,000	10,969	9,600	(5,400)
41820 - Health Insurance	246,494	267,805	389,256	274,899	395,796	6,540
42300 - State Unemployment	1,493	1,806	3,661	1,908	2,823	(838)
42400 - Workers Compensation	64,625	80,171	125,641	125,641	125,641	—
42510 - Car Allowance	—	—	—	—	—	—
42550 - Communications Allowance	712	—	—	—	—	—
41900 - Life	617	642	1,558	669	1,476	(82)
42010 - Social Security - Medicare	13,954	16,785	22,182	18,473	20,743	(1,439)
42020 - Social Security - OASDI	59,664	70,466	92,527	78,613	86,960	(5,567)
42110 - TMRS	120,039	140,170	222,373	185,123	210,946	(11,427)
42115 - OPEB Funding	24,374	28,744	36,265	32,066	34,084	(2,181)
41620 - Unscheduled	154,812	190,408	20,001	215,897	20,001	—
41000 - Personal Services	1,535,163	1,810,483	2,443,393	2,044,547	2,329,070	(114,323)

Supplies

51110 - Office Expense	9,800	7,539	2,500	4,375	2,500	—
51115 - Employee Recognition Program	—	—	1,800	1,000	1,800	—
51120 - Safety Program	4,052	796	501	1,913	501	—
51200 - Operating	43,586	158,007	91,460	120,496	91,460	—
51250 - Janitor	188	228	750	750	750	—

**City of Amarillo 2024 Department Request by
Business Unit
1432 - Solid Waste Disposal**



Description	2021 Actual	2022 Actual	2023 Budget	2023 Revised Estimate	2024 Dept Request	Dept Request Variance
51300 - Clothing and Linen	21,052	16,900	7,620	27,127	7,620	—
51350 - Chemical and Medical	68	—	300	135	300	—
51800 - Fuel & Oil	54,507	4,793	4,707	20,633	26,896	22,189
51850 - Minor Tools	1,669	2,982	2,300	2,098	—	(2,300)
52050 - Auto Parts	46,851	74,816	150	228,811	150	—
52050.LABOR - Auto Parts Labor	—	—	75	—	75	—
53100 - Natural Gas	12,148	13,691	14,858	19,256	13,293	(1,565)
53150 - Electricity	65,887	91,079	94,912	77,072	97,759	2,847
53200 - Water and Sewer	749	779	840	1,286	1,236	396
51000 - Supplies	260,556	371,610	222,773	504,952	244,340	21,567
Contractual Services						
61200 - Postage	2,905	5,602	432	11,144	432	—
61400 - Dues	661	2,485	270	270	270	—
61410 - Tuition	5,748	815	4,600	2,191	4,600	—
61415 - Safety Training	1,375	1,100	501	775	501	—
62000 - Professional	10,301	205,537	6,500	37,494	6,500	—
63210 - Armored Car Service	10,154	10,154	9,644	6,160	—	(9,644)
67320 - Extermination	2,108	1,876	650	1,694	650	—
68100 - R & M - Building	23,878	—	18,498	135,000	18,498	—
68300 - R & M - Improvements	81,994	24,941	50,001	59,852	50,001	—
68640 - Machinery	22,517	—	900	8,929	900	—
68650 - Shop Equipment	—	11	900	1,245	900	—
68710 - Auto Repair & Maint	156,717	—	191	50,000	191	—
69210 - Rental City Equipment	2,181,741	2,370,437	2,579,441	2,579,441	2,665,146	85,705
69220 - Rental Other Equipment	—	822	—	—	—	—
60000 - Contractual Services	2,500,100	2,623,779	2,672,528	2,894,195	2,748,589	76,061
Other Charges						
72000 - Communication	1,855	2,918	1,824	1,920	1,824	—
71100 - Insurance and Bonds	29,738	31,226	20,696	20,696	33,432	12,736
75100 - Travel	—	—	1,200	—	1,200	—
75300 - Meals and Local	250	146	—	161	—	—
77200 - License and Permits	418,048	242,396	393,220	357,662	393,220	—
77430 - Administrative - Labora	19,890	21,139	20,000	2,416	20,000	—
78210 - Cash Over/Short	(20)	(134)	51	—	—	(51)
78230 - Loss on Bad Debt	22,118	—	2,001	—	—	(2,001)
70000 - Other Charges	491,879	297,691	438,992	382,855	449,676	10,684
Capital Outlay						
83100 - Improve other than Build	—	—	—	—	—	—
80000 - Capital Outlay	—	—	—	—	—	—
1432 - Solid Waste Disposal	4,787,698	5,103,563	5,777,686	5,826,549	5,771,675	(6,011)
Total Expenditures	4,787,698	5,103,563	5,777,686	5,826,549	5,771,675	(6,011)

2024-25 Employee Distribution by Position

Entity	1432 - Solid Waste Disposal
Scenario	Dept Req
Year	2024
Currency	USD

Code and Description	Count
CLR130--ADMINISTRATIVE SUPERVISOR	1.0
HRL251--TRANSFER TRUCK DRIVER	1.0
HRL930--UTILITY WORKER HRLY	1.0
MGT250--LANDFILL SUPERVISOR	1.0
MGT251--ASSISTANT LANDFILL SUPERVISOR	1.0
MGT252--TRANSFER STATION SUPERVISOR	1.0
MGT253--ASSIST TRANSFER STATION SUPV	1.0
TEC150--ENVIRONMENTAL COMPLIANCE TECHNICIAN	3.0
TRD250--TRANSFER STATION OPERATOR	2.0
TRD252--GATE ATTENDANT	2.0
TRD255--DISPOSAL EQUIPMENT OPERATOR	9.0
TRD930--UTILITY WORKER	6.0
TRD952--SW EQUIPMENT OPERATOR I	8.0
TRD972--TRANSFER STATION MAINTENANCE MECHANIC	1.0
Totals	38.0

New Positions

Code and Description	Count	Pay Grade	Estimated Cost
----------------------	-------	-----------	----------------

Eliminations

Code and Description	Count	Pay Grade	Estimated Cost
----------------------	-------	-----------	----------------

DRAINAGE UTILITY (56100)

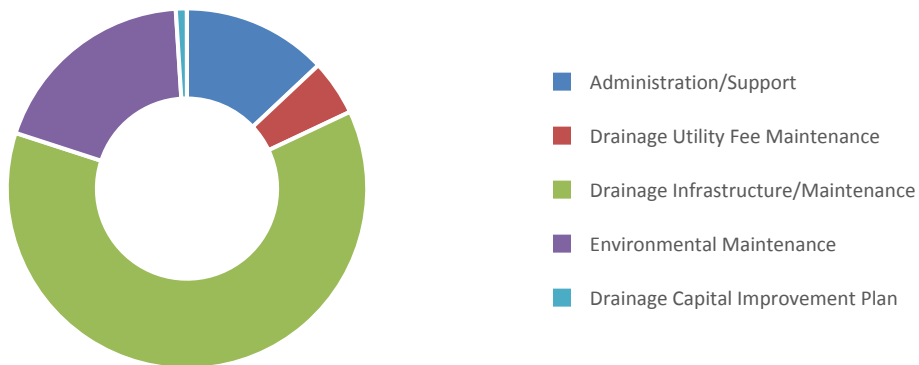
2024/25 Budget

Budget Comparison

	2022/23 Actual	2023/24 Budget	2023 Revised Estimate	2024/25 Budgeted
Personal Services	\$ 1,350,723	\$ 2,122,295	\$ 1,521,688	\$ 2,042,401
Supplies	281,406	119,256	161,259	109,791
Contractual Services	1,098,777	1,220,136	1,060,462	1,317,970
Other Charges	1,633,670	1,136,773	584,085	878,255
Debt Service	791,018	2,453,445	1,364,328	2,470,407
Inter Reimbursements	-	(50,000)	-	(50,000)
Operating Transfers	54,000	-	-	1,300,000
Total Expenses	\$ 5,209,593	\$ 7,001,905	\$ 4,691,822	\$ 8,068,824

Approved Positions

	2022/23 Actual	2023/24 Budget	2024/25 Budgeted
Full-time	32.0	32.0	32.0
Part-time	-	-	-
Total	32.0	32.0	32.0



Mission

The Drainage Utility Division of Amarillo is committed to upholding the pillars set forth by the City Council by prioritizing collaboration, efficiency, and exceptional customer service in managing the city's drainage system. Our mission is to work cooperatively with stakeholders to ensure the safety and efficiency of the drainage infrastructure while serving our customers with respect, courtesy, and responsiveness.

We strive to identify and address drainage issues proactively, utilizing best practices and innovative solutions to mitigate flood risks. By fostering collaboration with residents, businesses, and other city departments, we aim to enhance the resilience of our drainage system and minimize the impact of adverse weather events.

Goals and Objectives

The Drainage Utility department is entering its twelfth year of operating and maintaining the City's drainage system. The Drainage Utility supports the goals and initiatives set out by the City of Amarillo's initiatives by maintaining the City's stormwater drainage infrastructure.

The principal guidance documents that aid in the department's planning and operations are the City of Amarillo Drainage Utility Study (June 2019), the Martin Road Lake Storm Water Master Plan (November 2013), the Tee Anchor Drainage Master Plan (July 2014), the Storm Water Management Master Plan (April 1993), and the Storm Water Management Criteria Manual (April 1995).

Programs

**Drainage Utility Administration/Support
2024/25 Budget - \$1,048,947 of Budget**

Provide administration and support to the drainage utility system through infrastructure planning, implementing best practices, and utilizing the city's safety programs.

<i>Workload Indicators:</i>	2022/23 Actual	2023/24 Estimated	2024/25 Projected
Number of service requests processed	223	241	250

**Drainage Utility Fee Maintenance
2024/25 Budget - \$403,441 of Budget**

Maintain and adjust the customer database for billing as changes occur on service properties in keeping with best practices. Revenues for the Drainage Utility are provided through the fees billed to approximately 79,729 drainage utility accounts.

<i>Workload Indicators:</i>	2022/23 Actual	2023/24 Estimated	2024/25 Projected
Drainage Utility Bills Inquiries	616	550	560

DRAINAGE UTILITY (56100)

2024/25 Budget

Drainage Infrastructure and Maintenance

2024/25 Budget - \$5,002,671 of Budget

Meet the infrastructure planning, safety programs, civic pride, and best practices initiatives of the City of Amarillo by inspecting, maintaining, and repairing the drainage system. Maintain the drainage system for operational efficiency and provide for the safest transport and removal of storm waters.

<i>Performance Measures:</i>	2022/23 Actual	2023/24 Estimated	2024/25 Projected
Storm sewer video inspected, cleaned, or maintained (Linear Feet)	70,594	152,065	159,668
Percentage of system	8.16%	17.58%	18.46%
Cost per LF	\$0.57	\$0.30	\$0.49
Drainage channel maintenance, cleanup, vegetation control, and mowing (Linear Feet)	149	149	149
Percentage of system	100%	100%	100%
Curb and gutter maintenance (Linear Feet)	5276	12,120	13,938
Concrete alley approach, driveways, and channels (Square Feet)	8,996	5,245	6,032
Drainage inlets inspection and maintenance	1,795	3,305	3,636
Percentage of system (3,676 inlets)	48.83%	89.90%	98%
Manhole inspection and maintenance	260	221	254
Percentage of system (618 manholes)	42.07%	35.76%	41.10%

Environmental Maintenance

2024/25 Budget - \$1,533,077 of Budget

Sweep streets regularly to improve customer service and reduce contaminants regulated by state and federal agencies. Cover approximately 20,000 centerline miles of curbed streets.

<i>Performance Measures:</i>	2022/23 Actual	2023/24 Estimated	2024/25 Projected
Downtown Business District Streets Swept (Centerline Miles)	2,688	3,620	3,982
All Other Streets Swept (Centerline Miles)	1,876	2,608	2,869
Cost of Street Sweeping (Centerline Mile)	\$10.42	\$9.22	\$9.15
Street Sweepings Pollutants, Including Sediment, Debris, Yard Waste, Trash (Cubic Yards)	38,805	14,263	16,402
Number Of Miles Driven Per Day (Goal To Decrease By 5%)	44	64	55

DRAINAGE UTILITY (5600)

2024/25 Budget

Drainage Capital Improvement Plan 2024/25 Budget - \$80,688 of Budget

Determination of projects that need to be completed during the next five years to improve the quality of life for all citizens and improve the present service delivery system. Drainage Utility plans for projects such as installing new storm sewers, repair or improvement to existing storm sewer infrastructure, new construction, and vehicles and equipment to expand the Drainage Utility function.

<i>Workload Indicators:</i>	2022/23 Actual	2023/24 Estimated	2024/25 Projected
Approved CIP funding	4,500,000	8,850,000	4,045,000

Total Drainage Utility 2024/25 Budget —\$8,068,824

City of Amarillo 2024 Department Request by Business Unit

56100 - Drainage Utility



Description	2021 Actual	2022 Actual	2023 Budget	2023 Revised Estimate	2024 Dept Request	Dept Request Variance
Revenues						
56100 - Drainage Utility						
Other						
34755 - Drainage Assessment	6,836,305	7,615,808	11,209,022	10,792,169	11,321,000	111,978
34800 - Other	6,836,305	7,615,808	11,209,022	10,792,169	11,321,000	111,978
Fines and Forfeitures						
35218 - Forfeited Disc.-Drainage	65,686	8,505	60,627	-	60,627	-
35000 - Fines and Forfeitures	65,686	8,505	60,627	-	60,627	-
Construction Participation						
35420 - Owner Participation	107,921	15,322	-	-	-	-
35300 - Construction Participation	107,921	15,322	-	-	-	-
Interest Earnings						
37110 - Interest Income	163,170	1,198,980	1,000,000	1,000,000	1,000,000	-
37115 - Unrealized G/L	-	-	-	-	-	-
37109 - Interest Earnings	163,170	1,198,980	1,000,000	1,000,000	1,000,000	-
56100 - Drainage Utility	7,173,082	8,838,615	12,269,649	11,792,169	12,381,627	111,978
Total Revenues	7,173,082	8,838,615	12,269,649	11,792,169	12,381,627	111,978

Expenditures

56100 - Drainage Utility

Personal Services

41100 - Salaries and Wages	581,931	879,293	1,333,810	958,439	1,261,995	-71,815
41300 - Incentive	7,756	7,892	8,400	3,372	4,200	-4,200
41500 - PFP	-	-	4,603	-	4,603	-
41820 - Health Insurance	165,380	196,511	307,440	206,486	303,336	-4,104
42300 - State Unemployment	904	1,207	2,514	1,872	2,441	-73
42400 - Workers Compensation	27,659	45,687	105,936	105,936	105,936	-
42510 - Car Allowance	5,784	5,481	6,000	3,917	6,000	-
42530 - Moving Expense	-	-	-	-	-	-
42550 - Communications Allowance	2,314	2,193	2,400	1,517	2,400	-
42560 - Change in Sick and Annu	35,587	6,886	-	-	-	-
41900 - Life	410	510	1,312	601	1,312	-
42010 - Social Security - Medicare	8,469	12,777	19,585	13,470	18,482	-1,103
42020 - Social Security - OASDI	36,213	54,633	83,733	57,596	79,022	-4,711
42110 - TMRS	-51,969	109,401	201,240	136,848	191,702	-9,538
42115 - OPEB Funding	-22,667	22,304	32,822	23,603	30,972	-1,850
41620 - Unscheduled	22,039	28,359	12,500	8,031	30,000	17,500
42111 - TMRS Adj (GASB 68)	-	-7,543	-	-	-	-
42116 - OPEB Adj (GASB 75)	-	-14,867	-	-	-	-
41000 - Personal Services	819,811	1,350,723	2,122,295	1,521,688	2,042,401	-79,894

Supplies

51110 - Office Expense	3,005	5,813	4,260	5,813	4,260	-
51115 - Employee Recognition Program	566	518	1,280	518	1,280	-
51120 - Safety Program	480	196	750	196	750	-
51200 - Operating	973,984	122,771	39,640	39,640	39,640	-
51250 - Janitor	25	430	500	430	500	-

City of Amarillo 2024 Department Request by Business Unit

56100 - Drainage Utility



Description	2021 Actual	2022 Actual	2023 Budget	2023 Revised Estimate	2024 Dept Request	Dept Request Variance
51300 - Clothing and Linen	5,521	4,586	8,600	4,728	8,600	-
51350 - Chemical and Medical	742	399	200	427	200	-
51800 - Fuel & Oil	7,340	59,297	8,178	291	300	-7,878
51850 - Minor Tools	2,353	472	1,300	472	-	-1,300
51950 - Minor Office Equipment	839	1,442	-	1,442	-	-
52050 - Auto Parts	6,328	4,517	1,500	4,517	1,500	-
52120 - Tires and Tubes Other	106	-	100	-	100	-
52050.LABOR - Auto Parts Labor	-	-	1,000	-	1,000	-
53100 - Natural Gas	11,808	11,307	15,050	12,444	12,817	-2,233
53150 - Electricity	62,985	66,240	33,289	85,918	34,288	999
53200 - Water and Sewer	2,838	3,419	3,609	4,423	4,556	947
51000 - Supplies	1,078,919	281,406	119,256	161,259	109,791	-9,465
Contractual Services						
61200 - Postage	-	9	50	9	50	-
61410 - Tuition	260	617	500	617	500	-
62000 - Professional	51	49,208	22,000	5,500	22,000	-
68100 - R & M - Building	194	3,599	-	-	9,922	9,922
68300 - R & M - Improvements	366	730	40,819	686	40,819	-
68310 - R & M Other Improvements	-	-	2,000	-	2,000	-
68500 - R & M - Streets	-	8,657	10,000	-	10,000	-
68610 - Office Equipment	45	72	1,500	79	1,500	-
68615 - Misc. Fuel Powered Equi	-	-	2,000	-	2,000	-
68650 - Shop Equipment	-	-	1,000	-	10,921	9,921
68660 - Audio/Video Equipment	190	52,006	39,686	22,545	19,843	-19,843
68680 - Other Equipment	-	-	15,900	-	15,900	-
69100 - Rental Land & Buildings	2,334	500	500	845	500	-
69210 - Rental City Equipment	874,531	983,379	1,030,181	1,030,181	1,128,015	97,834
69300 - Leased Computer Software	-	-	54,000	-	54,000	-
60000 - Contractual Services	877,972	1,098,777	1,220,136	1,060,462	1,317,970	97,834
Other Charges						
72000 - Communication	1,368	1,406	1,000	1,000	1,000	-
76000 - Depreciation	371,901	384,897	618,635	393,556	634,096	15,461
71100 - Insurance and Bonds	23,652	21,935	13,940	13,940	18,795	4,855
75100 - Travel	-	2,786	4,000	-	4,000	-
75300 - Meals and Local	-	195	-	-	-	-
77200 - License and Permits	-	1,112	900	1,112	900	-
77450 - Administrative Other	111,572	111,572	129,632	129,632	171,751	42,119
77610 - Information Technology - City	40,845	43,693	45,878	44,845	47,713	1,835
78210 - Cash Over/Short	-	-	-	-	-	-
78230 - Loss on Bad Debt	938,585	1,066,072	322,788	-	-	-322,788
70000 - Other Charges	1,487,923	1,633,670	1,136,773	584,085	878,255	-258,518
Debt Service						
89200 - Bond Interest Payments	639,783	708,516	2,450,945	1,355,538	2,467,907	16,962
89300 - Fiscal Agent Bond Fees	4,340	86,800	2,500	8,790	2,500	-
89350 - Bond Issuance Costs	-	-4,298	-	-	-	-
89000 - Debt Service	644,123	791,018	2,453,445	1,364,328	2,470,407	16,962
Inter Reimbursements						

**City of Amarillo 2024 Department Request by
Business Unit
56100 - Drainage Utility**



Description	2021 Actual	2022 Actual	2023 Budget	2023 Revised Estimate	2024 Dept Request	Dept Request Variance
90180 - Sales to Other Department	-540	-	-50,000	-	-50,000	-
90000 - Inter Reimbursements	-540	-	-50,000	-	-50,000	-
Operating Transfers						
92005 - General Fund	-	-	-	-	1,300,000	-
92120 - Information Services	400	-	-	-	-	-
92130 - General Construction	369,222	54,000	-	-	-	-
92000 - Operating Transfers	369,622	54,000	-	-	1,300,000	-
56100 - Drainage Utility	5,277,829	5,209,593	7,001,905	4,691,822	8,068,824	-233,081
Total Expenditures	5,277,829	5,209,593	7,001,905	4,691,822	8,068,824	-233,081

2024-25 Employee Distribution by Position

Entity	56100 - Drainage Utility
Scenario	Dept Req
Year	2024
Currency	USD

Code and Description	Count
ADM090--ASST. DRAINAGE UTILITY SUPT.	1.0
ADM105--DRAINAGE UTILITY SUPER	1.0
CLR405--ADMINISTRATIVE ASSISTANT II	1.0
CLR941--ADMINISTRATIVE TECHNICIAN	1.0
MGT224--DRAINAGE UTILITY FOREPERSON	3.0
MGT225--DRAINAGE UTILITY SUPERVISOR	2.0
TEC932--STORM SEWER TECHNICIAN	1.0
TRD220--EQUIPMENT OPERATOR IV	1.0
TRD221--EQUIPMENT OPERATOR I	2.0
TRD222--CONCRETE FINISHER	2.0
TRD930--UTILITY WORKER	9.0
TRD950--EQUIPMENT OPERATOR II	5.0
TRD951--EQUIPMENT OPERATOR III	1.0
TRD960--UTILITY OPERATOR	2.0
Totals	32.0

New Positions

Code and Description	Count	Pay Grade	Estimated Cost
----------------------	-------	-----------	----------------

Eliminations

Code and Description	Count	Pay Grade	Estimated Cost
----------------------	-------	-----------	----------------

**City of Amarillo 2024 Department Request by
Business Unit
56200 - Drainage Utility Transfers**



Description	2021 Actual	2022 Actual	2023 Budget	2023 Revised Estimate	2024 Dept Request	Dept Request Variance
Revenues						
56200 - Drainage Utility Transfers						
Proceeds from LT Debt						
39810 - Proceeds from LTerm Debt	-	-	-	-	-	-
39800 - Proceeds from LT Debt	-	-	-	-	-	-
56200 - Drainage Utility Transfers	-	-	-	-	-	-
Total Revenues	-	-	-	-	-	-



City of Amarillo Summary of Expenditures by Activity Classification



Description	2022 Actual	2023 Budget	2024 Dept Request
Development Services			
01000 - General Fund			
1410 - Public Works	427,053	528,736	669,167
1415 - Capital Projects & Development	1,670,752	1,731,857	1,607,583
1720 - Planning and Development Svcs	818,580	1,173,017	1,298,025
1740 - Building Safety	3,864,584	3,639,588	3,656,978
1745 - Code Enforcement	—	—	—
1750 - Environmental Health	1,936,294	2,333,406	2,307,179
02010 - CDBG Fund			
20115 - Code Enforcement	206,670	200,000	200,000
52115 - Capital Projects & Development	425,257	1,470,295	1,350,802
Development Services Total Expenditures	9,349,191	11,076,899	10,984,107




Budget Comparison

	2022/23 Actual	2023/24 Budget	2023 Revised Estimate	2024/25 Budgeted
Personal Services	\$ 418,688	\$ 570,130	\$ 566,237	\$ 711,582
Supplies	14,210	8,100	12,067	8,100
Contractual Services	47,006	3,600	3,717	3,600
Other Charges	7,883	7,639	8,017	6,618
Inter Reimbursements	(60,733)	(60,733)	(60,732)	(60,733)
Total Expenses	\$ 427,053	\$ 528,736	\$ 529,306	\$ 669,167
Total Departmental Revenues	\$ —	\$ —	\$ —	\$ —
Total Covered through General Revenues	\$ 427,053	\$ 528,736	\$ 529,306	\$ 669,167

Approved Positions

	2022/23 Actual	2023/24 Budget	2024/25 Budgeted
Full-time	5.0	5.0	5.0
Part-time	-	-	-
Total	5.0	5.0	5.0



■ Division Administration and Support

Mission

The Public Works mission is to foster a vibrant community by prioritizing efficiency, collaboration, and transparency across all council pillars. We aim to streamline processes for citizens, engage stakeholders, and responsibly manage resources to stimulate economic growth in Amarillo. Through open communication, strategic infrastructure maintenance planning, and innovative technology solutions, we strive to enhance the quality of life for all residents while ensuring a prosperous future for Amarillo.

Goals & Objectives

The primary function of the Public Works Department is to provide administrative support and managerial direction to the five departments within the Public Works department, which are: Drainage Utility, Fleet Services, Solid Waste Collection & Disposal, Streets Services, and Traffic. The Public Works department provides coordination, operational direction, and administrative support to these departments. These responsibilities include strategic planning, program coordination, contract management, quality, safety, and environmental systems, community outreach, and budget management. These functions are accomplished through the department’s singular program of Administration & Support Services.

Programs of the Public Works Department

Administration and Support

2024/25 Budget — \$669,167 of Budget

Provide management and oversight to the departments of Drainage Utility, Fleet Services, Solid Waste Collection & Disposal, Streets Services, and Traffic.

<i>Performance Measures/Indicators:</i>	2022/23 Actual	2023/24 Estimated	2024/25 Projected
Number of Employees Supported	398	398	398

Total Public Works 2024/25 Budget —\$669,167

City of Amarillo 2024 Department Request by Business Unit

1410 - Public Works



Description	2021 Actual	2022 Actual	2023 Budget	2023 Revised Estimate	2024 Dept Request	Dept Request Variance
Expenditures						
1410 - Public Works						
Personal Services						
41100 - Salaries and Wages	361,408	299,609	402,821	406,838	506,571	103,750
41820 - Health Insurance	52,501	43,004	54,216	46,236	60,756	6,540
42300 - State Unemployment	244	224	443	399	370	-73
42400 - Workers Compensation	961	792	1,321	1,321	1,321	-
42510 - Car Allowance	6,016	4,698	6,000	5,684	9,000	3,000
42550 - Communications Allowance	3,610	2,081	2,400	2,224	3,600	1,200
41900 - Life	124	100	205	98	205	-
42010 - Social Security - Medicare	5,256	4,357	5,963	5,887	7,529	1,566
42020 - Social Security - OASDI	22,473	18,632	25,496	25,172	31,528	6,032
42110 - TMRS	44,420	36,456	61,271	59,116	78,085	16,814
42115 - OPEB Funding	9,040	7,476	9,994	10,151	12,617	2,623
41620 - Unscheduled	969	1,258	-	3,111	-	-
41000 - Personal Services	507,021	418,688	570,130	566,237	711,582	141,452
Supplies						
51110 - Office Expense	8,075	12,440	5,000	3,081	5,000	-
51115 - Employee Recognition Program	1,955	-	100	100	100	-
51200 - Operating	45	-	-	-	-	-
51300 - Clothing and Linen	308	-	-	209	-	-
51700 - Education	2,789	848	3,000	3,000	3,000	-
51850 - Minor Tools	-	45	-	480	-	-
51950 - Minor Office Equipment	40	876	-	5,197	-	-
51000 - Supplies	13,213	14,210	8,100	12,067	8,100	-
Contractual Services						
61200 - Postage	175	15	100	18	100	-
61400 - Dues	269	3,440	3,500	3,650	3,500	-
61410 - Tuition	33	1,010	-	49	-	-
68610 - Office Equipment	-	869	-	-	-	-
62000 - Professional	-	41,672	-	-	-	-
60000 - Contractual Services	477	47,006	3,600	3,717	3,600	-
Other Charges						
72000 - Communication	-	273	-	-	-	-
74000 - Printing and Binding	-	93	100	78	100	-
71100 - Insurance and Bonds	2,260	2,327	2,939	2,939	1,918	-1,021
75100 - Travel	2,708	4,095	4,500	4,500	4,500	-
75300 - Meals and Local	1,968	1,073	100	500	100	-
78230 - Loss on Bad Debt	-	22	-	-	-	-
70000 - Other Charges	6,936	7,883	7,639	8,017	6,618	-1,021
Inter Reimbursements						
90030 - Municipal Garage	-60,733	-60,733	-60,733	-60,732	-60,733	-
90000 - Inter Reimbursements	-60,733	-60,733	-60,733	-60,732	-60,733	-
1410 - Public Works	466,914	427,053	528,736	529,306	669,167	140,431
Total Expenditures	466,914	427,053	528,736	529,306	669,167	140,431

2024-25 Employee Distribution by Position

Entity	1410 - Public Works
Scenario	Dept Req
Year	2024
Currency	USD

Code and Description	Count
ADM200--MANAGING DIRECTOR OF PUBLIC WORKS	1.0
ADM201--ASST DIR OF PUBLIC WORKS	2.0
CLR415--ADMINISTRATIVE ASSISTANT IV	1.0
MGT560--PROGRAM COORDINATOR	1.0
Totals	5.0

New Positions

Code and Description	Count	Pay Grade	Estimated Cost
-----------------------------	--------------	------------------	-----------------------

Eliminations

Code and Description	Count	Pay Grade	Estimated Cost
-----------------------------	--------------	------------------	-----------------------

CAPITAL PROJECTS AND DEVELOPMENT (1415, 52115)

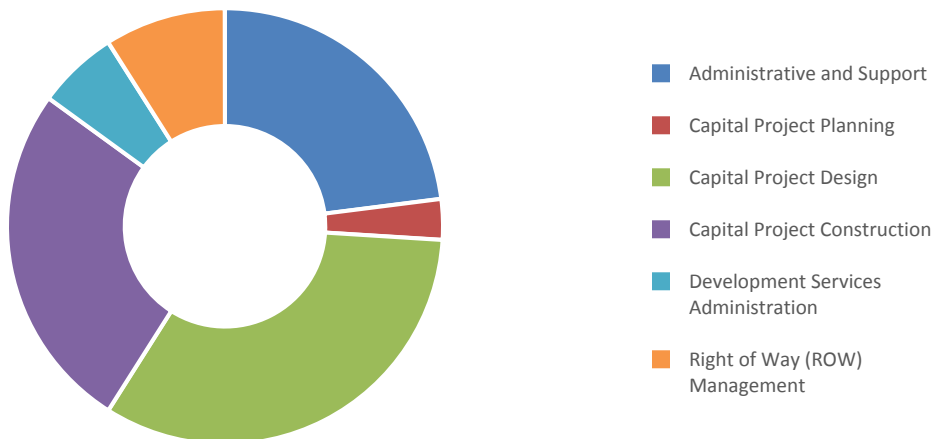
2024/25 Budget

Budget Comparison

	2022/23 Actual	2023/24 Budget	2023 Revised Estimate	2024/25 Budgeted
Personal Services	\$ 2,302,123	\$ 2,993,997	\$ 2,548,340	\$ 2,758,948
Supplies	119,621	128,808	119,128	138,608
Contractual Services	145,202	279,428	247,405	265,938
Other Charges	86,676	169,936	165,252	179,264
Inter Reimbursements	(557,613)	(370,017)	(483,104)	(490,000)
Total Expenses	\$ 2,096,009	\$ 3,202,152	\$ 2,597,021	\$ 2,852,758
Total Departmental Revenues	\$ 229,525	\$ 238,120	\$ 155,726	\$ 233,763
Total Covered through General Revenues	\$ 1,866,484	\$ 2,964,032	\$ 2,441,295	\$ 2,618,995

Approved Positions

	2022/23 Actual	2023/24 Budget	2024/25 Budgeted
Full-time	34.0	34.0	32.0
Part-time	2.0	2.0	2.0
Total	36.0	36.0	34.0



Mission

Facilitate safe, well-planned community improvements. The Department acts with integrity, accountability, and transparency to provide the highest level of service for the production of well-planned, well-designed, safe, lasting, and useful infrastructure.

Goals & Objectives

CP&D Engineering is a full-service department made up of a team of professionals in the fields of surveying, drafting, GIS, project management, construction inspection, engineering, and administration.

CP&D Engineering provides Customer Service to the citizens of Amarillo, engineering services to other city departments, and regulatory oversight to private development. The department commits to the health, public safety, and welfare of the general population by ensuring compliance with laws and regulations governing the design and construction of public drinking water production and supply systems; public wastewater collection, treatment, and disposal systems; public stormwater infrastructure; public solid waste disposal systems; and the public right-of-way.

CP&D Engineering contributes to the overall efforts of the city’s Infrastructure pillar and Business Friendly Community pillar by planning, designing, and constructing public improvements such as streets, drainage, water, and wastewater. CP&D Engineering embodies the Fiscal Responsibility pillar by initiating and evaluating the success of a multi-year citywide infrastructure plan—Community Investment Program (CIP). The CIP focuses on infrastructure planning, design, and construction utilizing best practices. That plan includes collecting and evaluating statistical data and maintaining licensed and certified design and project management staff to make recommendations on the maintenance, expansion, and funding of the infrastructure needs of the community.

CP&D Engineering strives for Excellence in Communication with the public, contractors, and private development partners. CP&D Engineering provides a safe work environment that encourages the growth of loyal employees who respect each other. The department holds the highest ethical standards and performs in ways that earn the trust of others by acknowledging that decisions affect all residents of Amarillo. The department was created in the 2015/16 fiscal year by combining the engineering functions from the Utilities and Engineering departments.

Programs of the CP&D Engineering Department

Capital Department Administration/Support 2024/25 Budget — \$656,134 of Budget

Provides oversight and management of the design and construction of capital projects and development for the city and its extraterritorial jurisdiction (ETJ). This program ensures best practices are used in the design process and construction of public infrastructure. Performance measures include meeting contractual processing times for project payments, change orders, and project acceptance letters.

<i>Performance Measures/Indicators:</i>	2022/23 Actual	2023/24 Estimated	2024/25 Projected
Capital projects accepted	\$34,754,061	\$55,580,275	\$90,000,000
Capital projects budgeted	\$62,086,725	\$93,824,410	\$99,401,758
Development projects accepted	\$5,951,072	\$23,779,946	\$15,000,000
Engineering consultant contracts administered	20	24	25

CAPITAL PROJECTS AND DEVELOPMENT (1415, 52115)

2024/25 Budget

Capital Project Planning

2024/25 Budget — \$85,583 of Budget

Provides other departments with technical expertise for long-term planning and budgeting associated with their capital project needs. Provides guidance and expertise for management and elected officials to evaluate and prioritize projects in alignment with the long-term plans for the City. Develop and present the Community Investment Program (CIP) that focuses on capital planning, design, and construction scheduling utilizing best practices and conforming to the strategic goals of the City as outlined by the elected officials.

Capital Improvement Projects	Estimated Number of Projects	Estimated Value of Projects
2024/2025 Capital Projects Proposed	92	\$136,235,421

Capital Project Design

2024/25 Budget — \$941,410 of Budget

Provides city departments with design and bidding phase services for capital projects, including land acquisition, the production of technical specifications, plans, detailed estimates, and contract documents.

<i>Performance Measures/Indicators:</i>	2022/23 Actual	2023/24 Estimated	2024/25 Projected
Value of arterial designed	\$0	\$17,000,000	\$21,000,000
Value of storm sewer main designed	\$2,000,000	\$43,400,000	\$25,400,000
Value of water main designed	\$4,600,000	\$2,000,000	\$15,500,000
Value of sewer main designed	\$72,700,000	\$2,800,000	\$18,000,000
Value of general construction design including street improvements, ADA/sidewalk improvements, bus stops, treatment plant projects, and misc. projects.	\$4,570,000	\$6,000,000	\$1,000,000

Capital Project Construction

2024/25 Budget — \$741,717 of Budget

Provides construction phase services to other departments for the construction of capital projects including project management, payment recommendation, field inspection, and project testing.

<i>Performance Measures/Indicators:</i>	2022/23 Actual	2023/24 Estimated	2024/25 Projected
Lane miles of arterial constructed	7.5	5.3	9
Miles of residential streets constructed	2.5	6	6
Lane miles of streets resurfaced	17	106	14
Miles of storm sewer constructed	1.3	2	3
Miles of water main constructed	5	7	7
Miles of sewer main constructed	3	6	19

CAPITAL PROJECTS AND DEVELOPMENT (1415, 52115)

2024/25 Budget

Development Services Administration

2024/25 Budget — \$171,165 of Budget

Provides the public with services associated with planning for, establishing, and enforcing applicable laws and regulations for the design and construction of public infrastructure by private developers. This process includes maintaining the technical specifications for the construction of public infrastructure, flood plain administration, contract administration, review of technical documents, project inspection, and project testing.

<i>Performance Measures/Indicators:</i>	2022/23 Actual	2023/24 Estimated	2024/25 Projected
Development construction plans reviewed	27	31	23
% reviewed on time	89%	89%	95%
Development drainage reports reviewed	40	27	25
% reviewed on time	92%	92%	95%

Right Of Way (ROW) Management

2024/25 Budget — \$256,748 of Budget

Provides the management of the public ROW, which includes acquiring needed ROW, mapping existing and proposed infrastructure, and planning for and permitting construction in the public ROW. Utilizes best practices by collecting data on the use of the public ROW to develop and enforce fiscally responsible construction methods, keep the public informed, facilitate public safety, and plan for the future of public ROW.

<i>Performance Measures/Indicators:</i>	2022/23 Actual	2023/24 Estimated	2024/25 Projected
ROW permits issued	313	254	250
ROW permits closed	549	250	250
Construction easements	28	13	20

2024/25 Expenditures by Funding Source

General Fund \$1,607,583 of Budget
W&S Fund \$1,245,175 of Budget

**Total Capital Projects & Development 2024/25 Budget —
\$2,852,758**

City of Amarillo 2024 Department Request by Business Unit

1415 - Capital Projects & Development



Description	2021 Actual	2022 Actual	2023 Budget	2023 Revised Estimate	2024 Dept Request	Dept Request Variance
Revenues						
1415 - Capital Projects & Development						
Non-Business License & Permits						
32000 - Right of Way Permit	770	-	2,024	-	-	(2,024)
32010 - Flood Plain Development Permit	810	1,020	1,496	343	1,000	(496)
32020 - Commercial Sidewalk Waivers	1,600	1,600	3,867	—	1,600	(2,267)
32030 - Residential Sidewalk Waivers	80	800	844	137	800	(44)
32035 - Subdivision Improvement	—	—	1,596	—	1,596	—
32040 - Drainage Report Fees	11,197	11,663	11,461	8,381	8,000	(3,461)
32050 - Construction Plan Fees	222,443	203,979	188,700	122,951	188,700	—
32060 - Construction Permit App Fee	3,000	250	6,065	1,834	2,000	(4,065)
32070 - Network Nodes App Fee	2,000	3,382	13,496	12,000	13,496	—
32080 - Annual Network Node Site Rent	—	—	375	—	375	—
31900 - Non-Business License & Permits	241,900	222,694	229,924	145,646	217,567	(12,357)
Administrative Charges						
37265 - Technology Fee	12,178	720	8,196	80	8,196	—
37199 - Administrative Charges	12,178	720	8,196	80	8,196	—
Miscellaneous Revenue						
37448 - Private Develop/ETJ Engr Chrgs	13,946	6,111	-	10,000	8,000	8,000
37400 - Miscellaneous Revenue	13,946	6,111	-	10,000	8,000	8,000
1415 - Capital Projects & Development	268,024	229,525	238,120	155,726	233,763	(4,357)
Total Revenues	268,024	229,525	238,120	155,726	233,763	(4,357)

Expenditures

1415 - Capital Projects & Development

Personal Services

41100 - Salaries and Wages	990,982	1,102,120	1,108,848	1,194,142	1,006,051	(102,797)
41300 - Incentive	2,462	3,295	2,184	3,122	624	(1,560)
41820 - Health Insurance	174,440	217,733	152,497	204,614	158,691	6,194
42300 - State Unemployment	1,177	1,220	1,448	2,031	1,290	(158)
42400 - Workers Compensation	2,061	2,406	6,861	6,861	6,861	-
42510 - Car Allowance	2,798	2,583	3,120	2,888	3,120	—
42550 - Communications Allowance	2,347	2,900	3,120	2,379	1,872	(1,248)
41900 - Life	479	531	748	530	704	(44)
42010 - Social Security - Medicare	13,941	15,604	16,204	16,830	14,669	(1,535)
42020 - Social Security - OASDI	59,611	66,367	67,444	71,884	62,105	(5,339)
42110 - TMRS	119,321	131,923	164,154	167,006	150,814	(13,340)
42115 - OPEB Funding	24,266	27,053	26,774	28,322	24,367	(2,407)
41620 - Unscheduled	32	10,394	6,000	8,871	6,000	—
41000 - Personal Services	1,393,915	1,584,127	1,559,402	1,709,480	1,437,168	(122,234)

Supplies

**City of Amarillo 2024 Department Request by
Business Unit
1415 - Capital Projects & Development**



Description	2021 Actual	2022 Actual	2023 Budget	2023 Revised Estimate	2024 Dept Request	Dept Request Variance
51110 - Office Expense	15,324	24,427	22,000	22,000	24,000	2,000
51115 - Employee Recognition Program	17	16	2,601	2,601	2,601	—
51125 - Training	939	2,382	23,751	23,751	23,751	—
51200 - Operating	1,624	38,689	1,500	1,500	1,500	—
51250 - Janitor	-	—	51	51	51	—
51300 - Clothing and Linen	2,440	2,664	3,500	4,233	5,000	1,500
51350 - Chemical and Medical	-	15	51	51	51	—
51700 - Education	2,998	1,483	9,951	9,218	9,951	—
51850 - Minor Tools	1,184	336	-	628	1,400	1,400
51980 - IT Hardware	-	1,273	-	—	-	-
52050 - Auto Parts	-	-	51	-	51	—
52050.LABOR - Auto Parts Labor	-	-	51	—	51	—
51000 - Supplies	24,526	71,285	63,507	64,033	68,407	4,900
Contractual Services						
61200 - Postage	246	360	1,500	972	300	(1,200)
61300 - Advertising	-	—	-	-	-	-
61400 - Dues	1,827	3,543	7,281	4,000	7,000	(281)
61410 - Tuition	—	—	2,400	2,400	2,400	—
62000 - Professional	648	—	50,000	50,000	42,799	(7,201)
68300 - R & M - Improvements	2,020	6,506	12,000	8,000	10,000	(2,000)
68610 - Office Equipment	-	-	1,000	1,000	1,000	—
68620 - Computer Equipment	778	—	1,000	1,000	1,000	—
68670 - Communications Equipmen	105	-	1,000	1,000	1,000	—
68680 - Other Equipment	2,679	5,878	12,667	6,000	10,000	(2,667)
69210 - Rental City Equipment	58,974	63,102	66,257	66,257	68,245	1,988
60000 - Contractual Services	67,276	79,390	155,105	140,629	143,744	(11,361)
Other Charges						
72000 - Communication	-	1,273	1,500	1,500	1,500	—
74000 - Printing and Binding	36	1,240	500	500	500	—
71100 - Insurance and Bonds	16,383	16,873	17,635	17,635	17,264	(371)
75100 - Travel	2,893	6,332	7,800	6,000	7,800	—
75300 - Meals and Local	30	254	501	917	1,200	699
77200 - License and Permits	59,226	15,902	65,850	65,850	70,000	4,150
78230 - Loss on Bad Debt	—	1,290	-	—	—	—
70000 - Other Charges	78,569	43,165	93,786	92,402	98,264	4,478
Inter Reimbursements						
90180 - Sales to Other Department	-103,491	-107,214	-139,943	-110,000	-140,000	-57
90000 - Inter Reimbursements	-103,491	-107,214	-139,943	-110,000	-140,000	-57
1415 - Capital Projects & Development	1,460,795	1,670,752	1,731,857	1,896,544	1,607,583	(124,274)
Total Expenditures	1,460,795	1,670,752	1,731,857	1,896,544	1,607,583	(124,274)

2024-25 Employee Distribution by Position

Entity	1415 - Capital Projects & Development
Scenario	Dept Req
Year	2024
Currency	USD

Code and Description	Count
ADM210--CITY ENGINEER	0.52
ADM211--ASSISTANT CITY ENGINEER	1.04
ADM375--DIR OF CAPITAL PROJECTS & DEV	0.52
CLR405--ADMINISTRATIVE ASSISTANT II	0.52
CLR410--ADMINISTRATIVE ASSISTANT III	0.52
CLR415--ADMINISTRATIVE ASSISTANT IV	1.04
CLR947--ADMINISTRATIVE SPECIALIST I	0.52
HRL920--INTERN	0.52
MGT055--PROJECT CONSTRUCTION SUPV	1.04
MGT560--PROGRAM COORDINATOR	0.52
PRF040--RESOURCE ADMINISTRATOR	0.52
PRF300--CIVIL ENGINEER II	0.52
PRF303--SENIOR PROJECTS COORDINATOR	0.52
PRF304--CIVIL ENGINEER III	1.04
TEC919--PROJECT REPRESENTATIVE II	4.68
TEC921--ENGINEERING ASSISTANT II	2.08
TEC923--ENGINEERING DESIGN COORD	0.52
TEC925--DEV SERVICES PROGRAM MANAGER	0.52
Totals	17.16

New Positions

Code and Description	Count	Pay Grade	Estimated Cost
----------------------	-------	-----------	----------------

Eliminations

Code and Description	Count	Pay Grade	Estimated Cost
----------------------	-------	-----------	----------------

City of Amarillo 2024 Department Request by Business Unit

52115 - Capital Projects & Development



Description	2021 Actual	2022 Actual	2023 Budget	2023 Revised Estimate	2024 Dept Request	Dept Request Variance
Expenditures						
52115 - Capital Projects & Development						
Personal Services						
41100 - Salaries and Wages	578,454	517,289	1,023,557	592,843	928,657	(94,900)
41300 - Incentive	750	567	2,016	565	576	(1,440)
41820 - Health Insurance	102,416	93,121	140,771	90,516	146,487	5,716
42300 - State Unemployment	516	451	1,369	29	1,220	(149)
42400 - Workers Compensation	—	—	7,045	7,045	7,045	—
42510 - Car Allowance	2,798	2,583	2,880	2,888	2,880	—
42550 - Communications Allowance	2,299	1,713	2,880	1,710	1,728	(1,152)
41900 - Life	258	221	646	227	608	(38)
42010 - Social Security - Medicare	8,139	7,295	14,952	8,395	13,542	(1,410)
42020 - Social Security - OASDI	34,799	31,193	62,247	35,820	57,328	(4,919)
42110 - TMRS	(46,794)	61,875	151,521	84,094	139,217	(12,304)
42115 - OPEB Funding	(6,147)	12,689	24,711	14,371	22,492	(2,219)
41620 - Unscheduled	—	—	—	357	—	—
42111 - TMRS Adj (GASB 68)	—	-5,208	—	—	—	—
42116 - OPEB Adj (GASB 75)	—	-5,793	—	—	—	—
41000 - Personal Services	677,488	717,996	1,434,595	838,860	1,321,780	(112,815)
Supplies						
51110 - Office Expense	13,562	23,620	22,000	22,000	24,000	2,000
51115 - Employee Recognition Program	17	16	2,600	2,600	2,600	—
51125 - Training	4,271	8,129	23,750	23,750	23,750	-
51200 - Operating	-	875	1,500	1,500	1,500	-
51250 - Janitor	-	-	50	50	50	-
51300 - Clothing and Linen	1,366	829	3,500	3,500	5,000	1,500
51350 - Chemical and Medical	-	-	50	50	50	-
51700 - Education	2,113	11,734	11,750	150	11,750	-
51800 - Fuel & Oil	87	—	—	—	-	—
51850 - Minor Tools	834	208	—	—	1,400	1,400
51980 - IT Hardware	-	1,347	-	-	—	—
52050 - Auto Parts	122	1,578	50	1,444	50	-
52050.LABOR - Auto Parts Labor	-	-	51	51	51	-
51000 - Supplies	22,369	48,336	65,301	55,095	70,201	4,900
Contractual Services						
61200 - Postage	37	98	1,500	300	300	(1,200)
61400 - Dues	822	1,999	7,280	4,000	7,000	(280)
61410 - Tuition	—	—	2,400	—	2,400	-
62000 - Professional	269	—	25,000	25,000	27,203	2,203
68300 - R & M - Improvements	—	2,864	12,000	8,000	10,000	(2,000)
68610 - Office Equipment	-	1,188	1,000	1,000	1,000	-
68620 - Computer Equipment	778	870	1,000	1,000	1,000	-
68670 - Communications Equipmen	-	36	1,000	1,000	1,000	-
68680 - Other Equipment	736	881	12,667	6,000	10,000	(2,667)
69210 - Rental City Equipment	54,090	57,876	60,476	60,476	62,291	1,815

**City of Amarillo 2024 Department Request by
Business Unit
52115 - Capital Projects & Development**



60000 - Contractual Services	56,731	65,812	124,323	106,776	122,194	(2,129)
Other Charges						
72000 - Communication	-	1,048	1,500	1,500	1,500	-
74000 - Printing and Binding	—	-	500	500	500	-
71100 - Insurance and Bonds	—	—	—	—	—	-
75100 - Travel	2,893	3,301	7,800	4,500	7,800	-
75300 - Meals and Local	—	—	500	500	1,200	700
77200 - License and Permits	58,922	39,161	65,850	65,850	70,000	4,150
70000 - Other Charges	61,815	43,511	76,150	72,850	81,000	4,850
Inter Reimbursements						
90180 - Sales to Other Department	-415,223	-450,398	-230,074	-373,104	-350,000	(119,926)
90000 - Inter Reimbursements	-415,223	-450,398	-230,074	-373,104	-350,000	(119,926)
52115 - Capital Projects & Development	403,180	425,257	1,470,295	700,477	1,245,175	(225,120)
Total Expenditures	403,180	425,257	1,470,295	700,477	1,245,175	(225,120)

2024-25 Employee Distribution by Position

Entity	52115 - Capital Projects & Development
Scenario	Dept Req
Year	2024
Currency	USD

Code and Description	Count
ADM210--CITY ENGINEER	0.48
ADM211--ASSISTANT CITY ENGINEER	0.96
ADM375--DIR OF CAPITAL PROJECTS & DEV	0.48
CLR405--ADMINISTRATIVE ASSISTANT II	0.48
CLR410--ADMINISTRATIVE ASSISTANT III	0.48
CLR415--ADMINISTRATIVE ASSISTANT IV	0.96
CLR947--ADMINISTRATIVE SPECIALIST I	0.48
HRL920--INTERN	0.48
MGT055--PROJECT CONSTRUCTION SUPV	0.96
MGT560--PROGRAM COORDINATOR	0.48
PRF040--RESOURCE ADMINISTRATOR	0.48
PRF300--CIVIL ENGINEER II	0.48
PRF303--SENIOR PROJECTS COORDINATOR	0.48
PRF304--CIVIL ENGINEER III	0.96
TEC919--PROJECT REPRESENTATIVE II	4.32
TEC921--ENGINEERING ASSISTANT II	1.92
TEC923--ENGINEERING DESIGN COORD	0.48
TEC925--DEV SERVICES PROGRAM MANAGER	0.48
Totals	15.84

New Positions

Code and Description	Count	Pay Grade	Estimated Cost
----------------------	-------	-----------	----------------

Eliminations

Code and Description	Count	Pay Grade	Estimated Cost
----------------------	-------	-----------	----------------

Budget Comparison

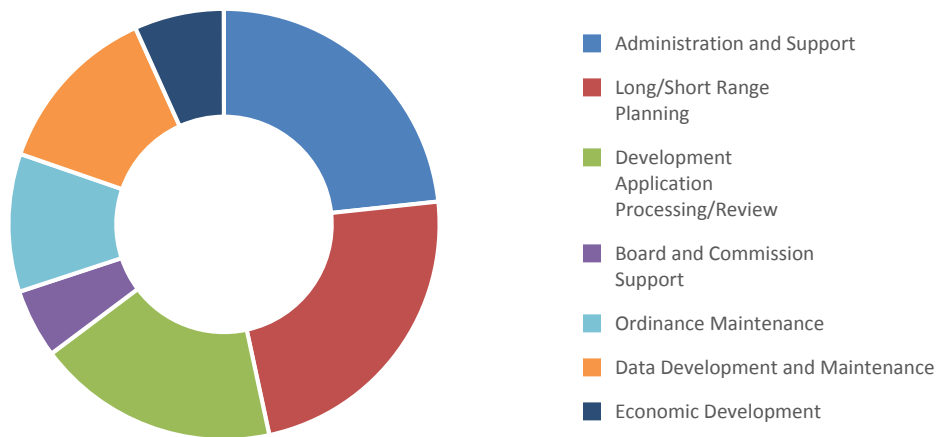
	2022/23 Actual	2023/24 Budget	2023 Revised Estimate	2024/25 Budgeted
Personal Services	741,283	1,057,093	1,029,122	1,193,682
Supplies	9,591	9,406	9,400	9,406
Contractual Services	21,499	65,601	24,278	53,020
Other Charges	46,208	40,917	30,115	41,917
Total Expenses	\$ 818,581	\$ 1,173,017	\$ 1,092,915	\$ 1,298,025

Total Departmental Revenues	\$ 141,021	\$ 176,104	\$ 191,262	\$ 212,212
------------------------------------	-------------------	-------------------	-------------------	-------------------

Total Covered through General Revenues	\$ 677,560	\$ 996,913	\$ 901,653	\$ 1,085,813
---	-------------------	-------------------	-------------------	---------------------

Approved Positions

	2021/22 Actual	2022/23 Budget	2023/24 Budgeted
Full-time	9.0	11.0	11.0
Part-time	—	—	—
Total	9.0	11.0	11.0



Mission

The Planning Department works to enhance the quality of life for City of Amarillo residents by providing services that encourage quality growth, development, and redevelopment in all areas within the city and its extraterritorial jurisdiction. The Department meets the needs of residents by implementing Council-enacted ordinances for subdivisions, zoning, site development, neighborhood revitalization, and economic development.

The Planning Department's work is organized by the following three focus areas: Long-Range Planning, Current Planning, and Economic Development.

Goals & Objectives

The Planning Department is guided by the goals and objectives provided by Amarillo's Comprehensive Plan. This document serves as the overall vision and policy guide for directing growth and development and is drafted using extensive community input. The Planning Department is currently working to complete an update to the 2010 plan, called *City Plan – Vision 2045*.

The goal areas include Growth Management and Capacity, Making Places – Neighborhoods and Districts, Community Character, Mobility, and Parks and Cultural Resources.

The Planning Department is responsible for administering and implementing a number of other Council-adopted plans, policies, and ordinances including the neighborhood plans, Downtown Strategic Action Plan, Downtown Urban Design Standards, zoning ordinance, subdivision ordinance, and economic incentive policies.

Most of the department's processes are required and/or guided by state law.

Key objectives for FY 2024/25 are provided below along with the associated Council Strategic Pillars:

- Implementation of *City Plan – Vision 2045* including neighborhood plan updates and revision of the zoning and subdivision ordinances for consistency with the community's vision for growth **(Communication, Fiscal Responsibility, Infrastructure, and Business Friendly Community)**;
- Further refinement of neighborhood revitalization programs including sidewalk cost-share, Business Improvement Grants, and Neighborhood Empowerment Zones **(Business-Friendly Community)**;
- Excellent customer service related to development application processing that is timely, helpful, and transparent **(Communication, Business-Friendly Community)**;
- Transition to online permitting software (MGO) **(Business-Friendly Community, Technology and Innovation)**;
- Increased awareness of the Pre-Application Conference (PAC) process and additional outreach to our development community stakeholders **(Communication, Business-Friendly Community)**;
- Creation of a Community Data Profile and Economic Development Dashboard **(Communication)**; and,
- Secure one major infrastructure grant (\$5M+) and three smaller (\$50K+) grants benefitting any department priorities **(Infrastructure)**.

Programs of the Planning Department

Planning and Development Services Administration/Support

Administration and Support

2024/25 Budget — \$337,487 of Budget

This program provides for the management of staff and resources necessary to provide customer service to citizens and facilitate the development application review process. This program includes program administration, office supplies and equipment, professional development, and training.

Long-Range/Neighborhood Planning

2024/25 Budget — \$337,487 of Budget

Long-Range Planning sets policies to guide growth, development, and investment. These plans are developed through citizen-driven processes utilizing extensive public engagement efforts. Long-Range Planning staff write plans, manage contracts, do citizen engagement, implement plan projects, and write/administer grants.

<i>Performance Measures/Indicators:</i>	2022/2023 Actual	2023/2024 Estimated	2024/2025 Projected
Planning			
Area within city limit (square miles)	105.132	107.951	110.505
Acres annexed	0	1,803.24	1,634.44
Number of comprehensive plan updates/ amendments	0	1 (update)	1 (amendment)
Neighborhood Plans/Updates initiated	0	0	2
Neighborhood Plans/Updates completed	0	0	1
Other Plans initiated	0	1 (SS4A)	
Other Plans completed	0	0	1 (SS4A)
Grant applications submitted	7	10	10
Grant applications awarded	3	4	4
Grant dollar amount awarded	\$12.44 M	\$5M	\$5.3M

Current Planning/Development Application Processing and Review

2024/25 Budget — \$246,625 of Budget

Current Planning/Development Application Processing and Review is the program for administering development-related applications and review processes by appropriate staff. This program includes the review of development applications for plats, rezonings, certificates of appropriateness, right-of-way licenses, and vacations. Current Planning staff are responsible for working with citizens to administer Council-enacted regulations within the zoning, subdivision, and other development-related ordinances.

<i>Performance Measures/Indicators:</i>	2022/2023 Actual	2023/2024 Estimated		2024/2025 Projected	
		In city Limits	In ETJ	In city Limits	In ETJ
Number of cases requiring public notice (zoning, replats, vacations, PIDs, ZBA)	53	60	8	62	3
Number of subdivision plats processed	157	99	48	90	20
Number of residential lots	946	1110	405	932	124
Number of commercial lots	121	66	58	52	13
Number of PAC meetings held	93	115		141	
Average time (days) to conduct completeness check for applications	3	2		2	
Average time (calendar days) to complete review of preliminary plans	13	12		12	
Average time (calendar days) for subdivision plat comments back to the applicant	13	12		12	
Site plan cases reviewed	61	89		90	
Time for site plan initial review (calendar days)	13	12		12	

**Boards/Commissions Support
2024/25 Budget — _\$51,921 of Budget**

The Planning Department serves as a liaison to various development and economic development-related boards/commissions, public meetings, and public committees/groups as necessary to administer the review and approval of development-related applications. These include the Planning and Zoning Commission, Board of Review for Landmarks, Historic Districts and Downtown Design, Tax Increment Reinvestment Zones #1 and #2, Local Government Corporation, Neighborhood Plan Oversight Committee, and steering committees created for plan process oversight. Planning staff also facilitate public meetings for active neighborhood planning processes and regularly attend neighborhood association meetings for plan implementation support. Staff from all three areas support this program.

<i>Performance Measures/Indicators:</i>	2022/2023 Actual	2023/2024 Estimated	2024/2025 Projected
Public board and commission meetings	44	48	50
Neighborhood/Long-Range planning public and advisory committee meetings	59	40	40
Number of P&Z Commission staff reports (developed and presented)	82	118	100
Average time (days) to create & distribute P&Z Commission packets	4	4	4

Ordinance Maintenance

2024/25 Budget — _\$116,822 of Budget

Ordinance Maintenance monitors and revises growth- and development-related policies and ordinances as necessary to implement current needs as recommended by development-related decision-making bodies. Staff from all three areas may support this program.

<i>Performance Measures/Indicators:</i>	2022/2023 Actual	2023/2024 Estimated	2024/2025 Projected
Number of ordinance amendments	1	2	3

Data Development and Maintenance

2024/25 Budget — \$142,783 of Budget

Data Development and Maintenance monitor and revise growth- and development-related data such as the Community Profile and other data dashboards. It also ensures up-to-date mapping, including the city’s official base map and other specialized mapping for transportation, spatial analysis, informational purposes, and annexations. Maintenance also provides support to other departments for data requests related to special projects, exhibits, and reports. Staff from all three areas may support this program.

<i>Performance Measures/Indicators:</i>	2022/2023 Actual	2023/2024 Estimated	2024/2025 Projected
Number of map amendments or layer creation	197	206	200

Economic Development

2024/25 Budget —\$64,901 of Budget

Economic Development staff handle economic development-related incentive requests for the City Council, Tax Increment Reinvestment Zones, as well as applications for state and federal programs needing city approval. Staff also handle economic development research, marketing materials, general requests for information on city development, economic development-related pages on the website, as well as other websites such as www.downtowntx.org to keep current Amarillo information listed and current. Staff also coordinates with Amarillo Economic Development Corporation on their projects needing city assistance.

PLANNING (1720)

2024/25 Budget

<i>Performance Measures/ Indicators:</i>	2022/2023 Actual	2023/2024 Estimated	2024/2025 Projected
Taxable values	\$18,400,000,000	\$19,900,000,000	\$21,500,000,000
Number of new single-family permits	432	450	550
Number of all new permits	1,076	1,100	1,200
Total population	202,442	203,475	204,512
Labor force	107,561	119,392	132,526
Total taxable sales	\$5,008,666,957	\$5,180,000,000	\$5,350,000,000
Taxable sales (increase/ decrease)	3.4%	3.4%	3.4%
Taxable sales per person (total population)	\$24,600	\$25,300	\$26,000
Business visits	12	25	30
Unemployment Rate (March)	3.5%	3.4%	3.4%
Total number of TIRZ #1 grants/ rebates	2	2	2
Total number of TIRZ #2 grants/ rebates	0	1	1
Total number of TIRZ #3 grants/ rebates	1	3	1
NEZ Applications Approved	2	5	10
BIG Program Applications Approved	1	5	5

Total Planning 2024/25 Budget — \$1,298,025

City of Amarillo 2024 Department Request by Business Unit

1720 - Planning and Development Svcs



Description	2021 Actual	2022 Actual	2023 Budget	2023 Revised Estimate	2024 Dept Request	Dept Request Variance
Revenues						
1720 - Planning and Development Svcs						
Business License and Permits						
31780 - Right of Way License	41,528	57,010	77,000	94,025	95,436	18,436
31790 - Right of Way License Ap	—	—	5,620	—	5,620	—
31797 - FMV Pmts - Vacated Property	990	3,670	1,622	3,670	1,622	—
31400 - Business License and Permits	42,518	60,680	84,242	97,695	102,678	18,436
General Government						
33210 - Zoning Platting Fees	20,078	-6,852	91,266	61,362	76,866	-14,400
33230 - Sale of City Publicatio	—	114	96	114	96	—
33200 - General Government	20,078	-6,738	91,362	61,476	76,962	-14,400
Miscellaneous Revenue						
37410 - Miscellaneous Revenue	74,903	87,079	500	32,091	32,572	32,072
37400 - Miscellaneous Revenue	74,903	87,079	500	32,091	32,572	32,072
1720 - Planning and Development Svcs	137,499	141,021	176,104	191,262	212,212	36,108
Total Revenues	137,499	141,021	176,104	191,262	212,212	36,108

Expenditures

1720 - Planning and Development Svcs

Personal Services

41100 - Salaries and Wages	475,102	531,026	749,338	725,144	834,392	85,054
41820 - Health Insurance	73,282	83,933	95,640	108,398	122,892	27,252
42300 - State Unemployment	356	554	886	665	814	-72
42400 - Workers Compensation	1,064	1,205	1,889	1,889	1,889	—
42510 - Car Allowance	3,008	4,952	12,600	11,791	14,100	1,500
42550 - Communications Allowance	2,406	2,357	4,800	3,908	4,800	—
42540 - Tool Allowance	—	—	—	—	—	—
41900 - Life	193	194	410	249	451	41
42010 - Social Security - Medicare	6,771	7,624	11,118	10,419	12,372	1,254
42020 - Social Security - OASDI	28,952	32,565	47,537	44,551	52,903	5,366
42110 - TMRS	57,397	63,792	114,243	104,194	128,335	14,092
42115 - OPEB Funding	11,677	13,082	18,632	17,914	20,734	2,102
41000 - Personal Services	660,208	741,283	1,057,093	1,029,122	1,193,682	136,589

Supplies

51110 - Office Expense	12,780	9,540	9,156	9,150	9,156	—
51115 - Employee Recognition Program	322	51	250	250	250	—
51200 - Operating	10	—	—	—	—	—
51000 - Supplies	13,112	9,591	9,406	9,400	9,406	—

Contractual Services

61200 - Postage	36,679	2,913	34,500	6,000	34,500	—
61300 - Advertising	32,299	14,115	24,101	11,349	11,520	-12,581
61400 - Dues	1,470	3,705	5,000	5,000	5,000	—
62000 - Professional	—	—	1,000	—	1,000	—
68610 - Office Equipment	—	318	1,000	1,000	1,000	—
69300 - Leased Computer Software	—	448	—	929	—	—
60000 - Contractual Services	70,448	21,499	65,601	24,278	53,020	-12,581

City of Amarillo 2024 Department Request by Business Unit

1720 - Planning and Development Svcs



Description	2021 Actual	2022 Actual	2023 Budget	2023 Revised Estimate	2024 Dept Request	Dept Request Variance
Other Charges						
74000 - Printing and Binding	10	219	1,000	2,000	1,000	—
71100 - Insurance and Bonds	5,591	4,655	4,115	4,115	5,115	1,000
75100 - Travel	9,399	8,680	25,000	15,000	25,000	—
75200 - Mileage	69	—	801	—	801	—
75300 - Meals and Lcoal	—	295	2,000	1,000	2,000	—
77110 - Filing Fees	8,000	6,000	8,001	8,000	8,001	—
78230 - Loss on Bad Debt	1,785	26,358	—	—	—	—
70000 - Other Charges	24,855	46,208	40,917	30,115	41,917	1,000
1720 - Planning and Development Svcs	768,623	818,580	1,173,017	1,092,915	1,298,025	125,008
Total Expenditures	768,623	818,580	1,173,017	1,092,915	1,298,025	125,008

2024-25 Employee Distribution by Position

Entity	1720 - Planning and Development Svcs
Scenario	Dept Req
Year	2024
Currency	USD

Code & Description	Count
TEC520--PLANNING TECHNICIAN	1.0
PRF901--PLANNER II	1.0
ADM215--ASSISTANT DIRECTOR OF PLANNING	1.0
PRF902--PLANNER I	1.0
MGT016--COMMUNITY ENGAGEMENT MANAGER	1.0
MGT105--GRANT AND SPECIAL PROJECTS MGR	1.0
MGT525--DEVELOPMENT LIAISON	1.0
ADM520--DIRECTOR OF PLANNING	1.0
CLR941--ADMINISTRATIVE TECHNICIAN	1.0
PRF900--SENIOR PLANNER	1.0
PRF020--PRINCIPAL PLANNER	1.0
Totals	11.0

New Positions

Code and Description	Count	Pay Grade	Estimated Cost
-----------------------------	--------------	------------------	-----------------------

Eliminations

Code and Description	Count	Pay Grade	Estimated Cost
-----------------------------	--------------	------------------	-----------------------



BUILDING SAFETY (1740, 1745)

2024/25 Budget

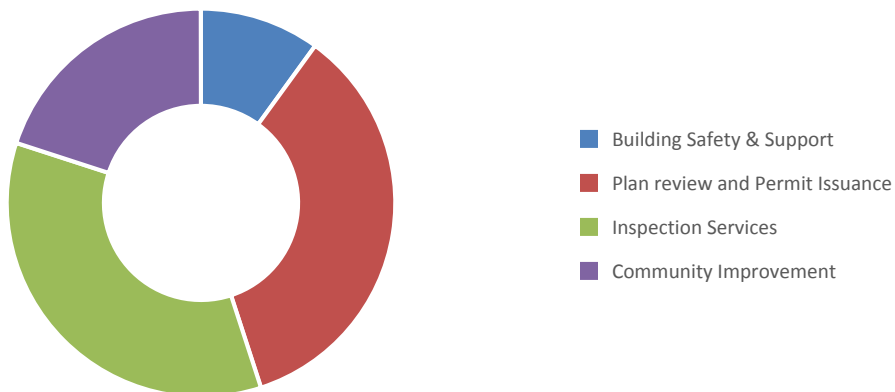
	2022/2023	2023/2024	2023	2024/2025
	Actual	Budget	Revised Estimate	Budgeted
Personal Services	\$ 2,639,376	\$ 2,866,011	\$ 2,400,184	\$ 2,861,661
Supplies	25,605	74,616	79,282	95,277
Contractual Services	978,296	535,461	535,461	628,439
Other Charges	221,308	49,500	58,336	71,601
Capital Outlay	-	114,000	114,000	-
Total Expenses	\$ 3,864,584	\$ 3,639,588	\$ 3,187,263	\$ 3,656,978

Total Departmental Revenues	\$ 3,881,602	\$ 3,130,003	\$ 3,469,173	\$ 3,347,830
------------------------------------	---------------------	---------------------	---------------------	---------------------

Total Covered through General Revenues	\$ (17,018)	\$ 509,585	\$ (281,910)	\$ 309,148
---	--------------------	-------------------	---------------------	-------------------

Approved Positions

	2022/23 Actual	2023/24 Budget	2024/25 Budgeted
Full-time	35.0	35.0	35.0
Part-time	—	—	—
Total	35.0	35.0	35.0



Mission

Promotes livability and ensures public health, safety, and welfare in the built environment.

Goals & Objectives

The Building Safety team consists of 35 full-time positions. In alignment with the City’s goals, team members provide outstanding customer service, excellence in communication and promote public safety to our external and internal customers alike.

Departmental programs include contractor registration, issuing transient business licenses and manufactured home/RV parks licenses, and investigations of complaints regarding work being done without required permits. Mandated activities include compliance and enforcement actions in accordance with applicable local, state, and federal requirements relating to the built environment. Building Safety staff actively engages with the public to promote compliance before and during development and building activities.

The Building Safety Department convenes the following boards and commissions: the Construction Advisory and Appeals Commission and the Condemnation Appeals Commission.

Programs of the Building Safety Department

Building Safety and Support
2024/25 Budget — \$511,977 of Budget

Measurable improvement in services provided to the community includes shorter construction plan review turn-around and permitting times; focus on quality inspections; and community engagement and preservation. The Building Safety department has a continued focus on widespread cross-training/ staff development, and improved workflow process. Building Safety remains concerned with improving citizen access to information departmental services. Improvements continue to be made to the public via our website, informational bulletins, and outreach activities. Improved customer service was realized in FY2023/2024 with the implementation of new departmental software. Customer service and staff efficiency continue to improve incrementally through productive collaboration with the software vendor.

<i>Performance Measures/Indicators:</i>	2022/23 Actual	2023/24 Estimated	2024/25 Projected
% of code-certified plan reviewers and inspectors	50%	55%	65%

Plan Review and Permit Issuance: Permit Intake, Plan Review, and Process Management
2024/25 Budget — \$1,353,082 of Budget

Process Management steps have been introduced to help reduce turn-around times Professional development training and the incorporation of initiatives such as the use of “Master Plans”. A “Master Plan”, once reviewed and approved, is archived for re-use for high-volume builders who often re-use the same plan. Other initiatives include a simplified mobile home application and the “Express Plans” (a fill-in-the-blank plan suitable for simple Homeowner projects such as decks, patio covers, and carports). The Building Safety team continues to develop a variety of spreadsheets, white papers, checklists, and user-friendly forms/applications to help expedite the permit process.

<i>Performance Measures/Indicators:</i>	2022/23 Actual	2023/24 Estimated	2024/25 Projected
Permits / Plan Review	6,000	5,000	5,500
Trade permit issuance (MEP)	9,676	10,140	11,154
Total value of construction permitted	\$499,531,805	\$510,000,000	\$550,000,000
Provisional Permits Issued (all types)	N/A	108	119
Average calendar days to permit new residential	8	7	7
Average calendar days to permit all commercial	17	22	20

The Building Safety team now actively investigates complaints of work being done without required building and/or trade permits. Those in violation are encouraged to become compliant with adopted code by taking the steps necessary to obtain the required permits. Enforcement action up to and including filing cases in municipal court are options available to gain compliance if needed.

Building Safety works closely with the City Marshal’s team and the property owner in the abatement of substandard/dangerous structures in cases where an owner of such a property wishes the opportunity to restore the property to adopted code standards by obtaining required provisional permits. Property owners successfully completing abatement through restoration have eliminated the existing blight, helped maintain housing and/or commercial inventory and kept the now viable property on the tax roll. Building Safety also supports the City Marshal’s team in cases where the abatement of substandard/dangerous structures ends in condemnation and eventual demolition.

Inspection Services: Building/Site Inspection

2024/25 Budget — \$1,791,919 of Budget

Building Safety Inspection Services strives to reduce the number of site visits on projects through cross-training and by expanding the current Building Safety currently has two qualified Combination Inspectors on the team and is actively encouraging additional staff to attain this professional status. Combination Inspectors greatly benefit both the department and customers by reducing the overall number of site visits (Combination Inspectors are qualified to perform multiple inspection types per visit) which can help contractors complete projects ahead of schedule thanks to the “all-inclusive” multi-trade inspections. Current number of Combination Inspectors. Combination Inspectors can perform multiple inspections per visit allowing contractors to complete their projects ahead of schedule due to all-inclusive site visits. Building Safety currently has two Combination Inspectors and is encouraging more staff to transition to this status.

<i>Performance Measures/Indicators:</i>	2022/23 Actual	2023/24 Estimated	2024/25 Projected
Total Inspections	36,800	36,000	45,000

Total Building Safety 2024/25 Budget — \$3,656,978

City of Amarillo 2024 Department Request by Business Unit

1740 - Building Safety



Description	2021 Actual	2022 Actual	2023 Budget	2023 Revised Estimate	2024 Dept Request	Dept Request Variance
Revenues						
1740 - Building Safety						
Business License and Permits						
31710 - Electrical Contractors License	9,840	6,527	9,856	—	—	-9,856
31720 - Plumbers License & Reg	220	522	—	—	—	—
31725 - Irrigation License & Reg	2,349	2,836	2,706	1,354	1,375	-1,331
31740 - Heating & Aircondng Lic	208	—	—	—	—	—
31745 - Insulation Registration	—	—	—	—	—	—
31750 - Roofers License	171	1,740	1,000	4,810	4,885	3,885
31755 - Commercial Roofers Registratio	10,732	5,074	8,734	2,295	2,330	-6,404
31760 - Builders/Contractors Li	39,410	-3,183	38,303	33,790	34,300	-4,003
31775 - Tire Shop Registration	1,629	1,240	—	385	400	400
31800 - Other Business Licenses	1,536	638	1,504	638	1,504	—
31400 - Business License and Permits	66,095	15,394	62,103	43,272	44,794	-17,309
Non-Business License & Permits						
31910 - Building Permits	2,559,023	2,685,712	2,313,380	2,477,863	2,515,031	201,651
31920 - Electrical Permits	78,215	95,372	85,000	80,036	81,237	-3,763
31930 - Plumbing and Gas Permit	377,325	324,993	333,720	338,815	343,900	10,180
31940 - Heating & Aircondng Per	177,553	145,641	146,000	134,880	136,903	-9,097
31945 - Insulation Permits	—	—	—	—	—	—
31960 - Mobile Home Park Permit	14,981	48,575	—	25,450	25,830	25,830
31970 - Transient Business Perm	1,099	983	—	1,245	1,265	1,265
31990 - After Hour Inspection Fees	724	5,334	2,800	25,248	25,630	22,830
31900 - Non-Business License & Permits	3,208,921	3,306,610	2,880,900	3,083,537	3,129,796	248,896
General Government						
33220 - Zoning Board Appl Fees	5,500	5,500	—	2,487	—	—
33227 - Credit Access Business App Fee	440	200	—	—	—	—
33200 - General Government	5,940	5,700	—	2,487	—	—
Fines and Forfeitures						
35135 - Violation City Ordinanc	—	—	—	—	—	—
35000 - Fines and Forfeitures	—	—	—	—	—	—
Interest Earnings						
37125 - Other Interest Income	222,200	183,938	—	200,000	—	—
37109 - Interest Earnings	222,200	183,938	—	200,000	—	—
Administrative Charges						
37225 - Weed Collection	103,197	115,344	—	—	—	—
37230 - Weed Mowing Services	87,024	85,760	—	—	—	—
37231 - Bad Debt Exp/Recovery	-123,842	21,536	—	—	—	—
37265 - Technology Fee	-308,031	109,554	117,000	101,715	103,240	-13,760
37199 - Administrative Charges	-241,652	332,193	117,000	101,715	103,240	-13,760

**City of Amarillo 2024 Department Request by
Business Unit
1740 - Building Safety**



Description	2021 Actual	2022 Actual	2023 Budget	2023 Revised Estimate	2024 Dept Request	Dept Request Variance
Miscellaneous Revenue						
37141 - Merchant Service Fees	74,865	37,766	70,000	38,162	70,000	—
37410 - Miscellaneous Revenue	68	—	—	—	—	—
37400 - Miscellaneous Revenue	74,933	37,766	70,000	38,162	70,000	—
1740 - Building Safety	3,336,436	3,881,602	3,130,003	3,469,173	3,347,830	217,827
Total Revenues	3,336,436	3,881,602	3,130,003	3,469,173	3,347,830	217,827

Expenditures

1740 - Building Safety

Personal Services

41100 - Salaries and Wages	1,673,390	1,793,323	1,948,916	1,647,484	1,935,496	-13,420
41300 - Incentive	23,927	25,855	22,800	24,190	27,300	4,500
41620 - Unscheduled	21,492	20,671	30,465	8,246	30,465	—
41820 - Health Insurance	350,377	387,876	347,484	301,544	350,688	3,204
42300 - State Unemployment	1,865	2,030	2,875	2,006	2,590	-285
42400 - Workers Compensation	1,947	2,059	9,006	9,006	9,006	—
42510 - Car Allowance	4,978	5,242	6,000	4,151	6,000	—
42550 - Communications Allowance	1,991	2,097	2,400	1,611	2,400	—
42540 - Tool Allowance	—	—	—	—	900	900
41900 - Life	856	890	1,435	749	1,435	—
42010 - Social Security - Medicare	23,956	25,693	28,708	23,428	28,595	-113
42020 - Social Security - OASDI	102,433	109,859	122,769	100,175	122,265	-504
42110 - TMRS	206,297	218,897	295,035	236,746	296,602	1,567
42115 - OPEB Funding	41,937	44,886	48,118	40,848	47,919	-199
41000 - Personal Services	2,455,447	2,639,376	2,866,011	2,400,184	2,861,661	-4,350

Supplies

51110 - Office Expense	41,745	18,505	17,600	21,371	18,427	827
51115 - Employee Recognition Program	353	240	1,000	1,000	2,300	1,300
51125 - Training	—	—	15,000	15,000	30,000	15,000
51200 - Operating	1,022	74	1,900	1,900	1,900	—
51300 - Clothing and Linen	61	272	375	500	500	125
51800 - Fuel & Oil	627	1,972	1,691	1,691	—	-1,691
51850 - Minor Tools	134	104	2,000	2,000	2,300	300
51950 - Minor Office Equipment	1,682	2,370	2,300	2,370	2,350	50
51970 - Software	—	—	7,500	7,500	7,500	—
51980 - IT Hardware	—	—	22,500	22,500	25,500	3,000
52050 - Auto Parts	155	1,700	1,000	1,700	1,750	750
52120 - Tires and Tubes Other	—	367	1,000	1,000	1,750	750
52050.LABOR - Auto Parts Labor	—	—	750	750	1,000	250
51000 - Supplies	45,778	25,605	74,616	79,282	95,277	20,661

Contractual Services

61100 - Communications Billing	14,624	10,353	16,393	16,393	16,393	—
61200 - Postage	52,066	90,097	13,750	13,750	22,000	8,250

**City of Amarillo 2024 Department Request by
Business Unit
1740 - Building Safety**



Description	2021 Actual	2022 Actual	2023 Budget	2023 Revised Estimate	2024 Dept Request	Dept Request Variance
61300 - Advertising	6,527	4,600	1,250	1,250	1,250	—
61400 - Dues	3,142	3,613	4,501	4,501	5,500	999
61410 - Tuition	8,061	13,210	19,000	19,000	19,000	—
62000 - Professional	32,753	62,210	60,000	60,000	120,000	60,000
67110 - Demolition Condemned Pro	8,713	65,580	—	—	—	—
67400 - Weed Contractor Expense	110,651	126,847	—	—	—	—
69210 - Rental City Equipment	112,611	137,064	119,768	119,768	143,497	23,729
69230 - Pedestrian Lighting	-759	-11	—	—	—	—
69300 - Leased Computer Software	6,000	464,731	300,799	300,799	300,799	—
60000 - Contractual Services	354,389	978,296	535,461	535,461	628,439	92,978
Other Charges						
71100 - Insurance and Bonds	19,208	19,783	21,750	21,750	21,101	-649
75100 - Travel	1,350	5,967	18,000	18,000	36,000	18,000
75200 - Mileage	—	754	—	1,500	—	—
75300 - Meals and Local	771	72	4,000	2,000	8,000	4,000
77100 - Court Costs	18,256	17,199	5,250	15,086	6,500	1,250
77610 - Information Technology - City	—	2,096	—	—	—	—
78210 - Cash Over/Short	-3,259	76	—	—	—	—
78230 - Loss on Bad Debt	136,842	175,360	500	—	—	-500
70000 - Other Charges	173,168	221,308	49,500	58,336	71,601	22,101
Machinery and Equipment						
84100 - Auto-Rolling Stock & Equip	—	—	114,000	114,000	—	-114,000
84000 - Machinery and Equipment	—	—	114,000	114,000	—	-114,000
1740 - Building Safety	3,028,781	3,864,584	3,639,588	3,187,263	3,656,978	17,390
Total Expenditures	3,028,781	3,864,584	3,639,588	3,187,263	3,656,978	17,390

2024-25 Employee Distribution by Position

Entity	1740 - Building Safety
Scenario	Dept Req
Year	2024
Currency	USD

Code & Description	Count
TRD242--ROOFING INSPECTOR	1.0
TRD510--PLUMBING INSPECTOR	4.0
TRD525--PLANS EXAMINER	7.0
TEC400--PERMIT TECHNICIAN	5.0
TRD514--ELECTRICAL INSPECTOR I	3.0
ADM073--DEPUTY BUILDING OFFICIAL	1.0
TRD500--COMMUNITY SAFETY INSPECTOR	2.0
TRD505--CITY IMPROVEMENTS MANAGER	0.0
TRD516--CHIEF PLUMBING INSPECTOR	1.0
TRD513--CHIEF PLANS EXAMINER	1.0
TRD451--CHIEF MECHANICAL & PLUMBING INSPECTOR	1.0
TRD515--CHIEF ELECTRICAL INSPECTOR	1.0
TRD545--CHIEF BUILDING INSPECTOR	1.0
ADM510--BUILDING OFFICIAL	1.0
TRD511--BUILDING INSPECTOR I	4.0
CLR941--ADMINISTRATIVE TECHNICIAN	1.0
CLR947--ADMINISTRATIVE SPECIALIST I	1.0
Total	35.0

New Positions

Code and Description	Count	Pay Grade	Estimated Cost
----------------------	-------	-----------	----------------

Eliminations

Code and Description	Count	Pay Grade	Estimated Cost
----------------------	-------	-----------	----------------



Budget Comparison

	2022/23 Actual	2023/24 Budget	2023 Revised Estimate	2024/25 Budgeted
Personal Services	\$ 1,624,579	\$ 1,958,246	\$ 1,797,231	\$ 1,947,060
Supplies	54,732	48,694	36,725	43,851
Contractual Services	241,354	268,521	259,736	281,008
Other Charges	15,629	31,045	30,845	35,260
Capital Outlay	\$ —	\$ 26,900	\$ 26,900	\$ —
Total Expenses	\$ 1,936,294	\$ 2,333,406	\$ 2,151,437	\$ 2,307,179

Total Departmental Revenues	\$ 1,625,578	\$ 1,710,884	\$ 1,566,148	\$ 1,900,404
------------------------------------	---------------------	---------------------	---------------------	---------------------

Total Covered through General Revenues	\$ 310,716	\$ 622,522	\$ 585,289	\$ 406,775
---	-------------------	-------------------	-------------------	-------------------

Approved Positions

	2022/23 Actual	2023/24 Budget	2024/25 Budgeted
Full-time	21.0	21.0	22.0
Part-time	—	—	—
Total	21.0	21.0	22.0



Mission

Reduce or eliminate food, water, and vector-borne illnesses through various environmental health programs with an emphasis on education and community partnerships. Our highly trained staff identify and promote the conditions under which people can live in healthy communities and work to build and maintain positive relationships within the Amarillo Area Public Health District.

Goals & Objectives

The department remains dedicated to maintaining a skilled and adequately sized workforce. Over the past three fiscal years, our ability to keep up with economic expansion has been tested as sourcing and retaining qualified staff has proven to be challenging.

To nurture the growth of prospective Environmental Health professionals, the department will maintain strong partnerships with our educational collaborators across five local school districts, Amarillo College, and West Texas A & M University, providing internship opportunities that contribute to our local workforce.

Furthermore, the department allocates significant time and resources toward the advancement of our Environmental Health professionals, prioritizing their retention. The retention of these individuals is directly tied to the department's performance and its capacity to fulfill state-mandated and internal performance standards.

In our primary program, Food Hygiene, the department aims to progressively fulfill the Food and Drug Administration (FDA) Voluntary National Retail Food Standards as a long-term objective. Compliance not only harmonizes our program with national standards but also qualifies us for funding support, lessening dependence on the general fund. In the fiscal year 23/24, our department accomplished meeting Standard 6 and passed an external audit. In 24/25, we endeavor to replicate this success by striving for compliance with Standards 2 and 4.

Within each of our other programs, the department has prioritized establishing cost recovery models with the goal of fully funding program expenses. Given that majority of these programs benefit the entire Amarillo Area Public Health District, we find it prudent and the best use of Amarillo tax dollars that the program costs are either recouped by revenues or equitably shared by all participating entities.

The department is committed to enhancing processes through technology to boost efficiency, adhering to the principle of achieving more with fewer resources. In the current fiscal year, the department will begin the implementation of a new software solution, bringing numerous advancements such as GIS route mapping, online applications, an advanced customer portal, and more.

We will continue to focus on growing community and industry partnerships through all our educational programs with a focus on rule review and development for existing and new businesses within the district.

Programs of the Environmental Health Department

Food Hygiene

2024/25 Budget — \$969,015 of Budget

Conducts permitting and inspection of food establishments, to include wastewater pretreatment by use of grease traps, within the Amarillo Area Public Health District. Services include plan reviews, permitting, construction and compliance inspections, routine inspections, sanitary nuisance investigations, investigations of food and waterborne illness and complaints.

<i>Performance Measures/Indicators:</i>	2022/23 Actual	2023/24 Estimated	2024/25 Projected
Complete food establishment plan reviews within ten calendar days	100%	100%	100%
Investigate food and waterborne illnesses within one business day	100%	100%	100%
Conduct risk-based inspections on all food establishments	100%	100%	100%
Push proper grease trap maintenance guidelines to all permitted facilities at least two times a year	100%	100%	100%
Utilizing GIS, map grease blockages monthly	100%	100%	100%
Total number of completed inspections	5,950	6,200	6,500

**On-site Sewage Facilities (OSSF)
2024/25 Budget — \$496,043 of Budget**

Conducts permitting and inspection of on-site sewage facilities within the Amarillo Area Public Health District. Services include plan reviews, construction, and compliance inspections, permitting, and investigations of sanitary nuisance complaints.

<i>Performance Measures/Indicators:</i>	2022/23 Actual	2023/24 Estimated	2024/25 Projected
Complete permit application review within seven business days	100%	100%	100%
Complete all inspection requests within one business day	100%	100%	100%
Investigate complaints within three business days	90%	100%	100%
Total number of new permits	750	415	450
Total number of real estate inspections	N/A	N/A	400*

***The department is working with both Potter and Randall Counties to update our Orders that will require an inspection of the On-Site Sewage Facility at time of real estate transaction. This projection is subject to change if the Orders are not completed.**

**Administration and Support
2024/25 Budget — \$380,685 of Budget**

Manages and provides support to all staff to ensure appropriate and timely service delivery by assisting with data entry, customer interaction, technical guidance, and other administrative duties; furthermore, engaging the community and our partners to share resources and provide education and training on important public health and safety topics. Outreach includes program safety courses, association meetings, career days/fairs, and other community-based engagement and outreach presentations.

<i>Performance Measures/Indicators:</i>	2022/23 Actual	2023/24 Estimated	2024/25 Projected
All permit and license applications will be entered into the database within the same day of receipt	100%	100%	100%
Once permits and licenses have been processed, they will be sent to the permit/license holder within thirty days	100%	100%	100%
Attend at least four Panhandle Restaurant Association regular meetings to conduct education and/or updates	100%	100%	100%

Vector Control

2024/25 Budget — \$161,503 of Budget

Provides treatment of mosquitoes and other disease-causing vectors within Amarillo limits.

<i>Performance Measures/Indicators:</i>	2022/23 Actual	2023/24 Estimated	2024/25 Projected
Respond and treat valid complaints within one business day	100%	100%	100%
Establish an active mosquito trapping and surveillance program (# of sites)	6	6	12
Conduct surveillance and spray standing water at least two times per week during mosquito season (May-October)	100%	100%	100%
Total acreage treated (Pre-Treatment)	14	30	32
Total acreage treated (Larvaciding)	180*	60	60
Total acreage treated (Adulticiding)	33,177*	15,000	15,000

*May 2023 flooding event. Treatment was expanded to the entire district for roughly 4 weeks.

Recreational Water

2024/25 Budget — \$161,503 of Budget

Conducts services related to the permitting and inspection of public swimming pools within the Amarillo Area Public Health District. Services include plan reviews, construction, and compliance inspections, permitting, routine inspections, and investigations of waterborne illnesses and complaints.

<i>Performance Measures/Indicators:</i>	2022/23 Actual	2023/24 Estimated	2024/25 Projected
Complete public swimming pool plan reviews within ten calendar days of request	100%	100%	100%
Inspect all annual public pools at least two times per year	100%	100%	100%
Offer at least four Certified Pool Technician courses per year	100%	100%	100%
Total number of completed inspections	987	750	800

Group Care

2024/25 Budget — \$46,144 of Budget

Provides permitting and inspection of Day Care Centers and Foster/Adoption homes.

<i>Performance Measures/Indicators:</i>	2022/23 Actual	2023/24 Estimated	2024/25 Projected
Conduct inspections within ten business days from request	100%	100%	100%
Conduct required reinspection's within three business days	100%	100%	100%
Conduct complaint investigations within three business days	100%	100%	100%

Public Health Nuisances

2024/25 Budget — \$46,144 of Budget

Investigates and mitigates threats to public health and the environment.

<i>Performance Measures/Indicators:</i>	2022/23 Actual	2023/24 Estimated	2024/25 Projected
Investigate sanitary nuisances within three business days	75%	100%	100%
Issuing orders to reset water meters within one business day of resolution of sanitary nuisance	100%	100%	100%

Total Environmental Health 2024/25 Budget — \$2,307,179

City of Amarillo 2024 Department Request by Business Unit

1750 - Environmental Health



Description	2021 Actual	2022 Actual	2023 Budget	2023 Revised Estimate	2024 Dept Request	Dept Request Variance
Revenues						
1750 - Environmental Health						
Business License and Permits						
31510 - Alcoholic Beverages	93,743	89,850	-	-	-	-
31610 - Retail Food Permits	942,655	974,873	961,630	1,017,010	1,354,850	393,220
31620 - Food Safety Trainings	79,697	81,019	-	-	-	-
31630 - Public Pool Permits	56,435	64,775	138,600	120,500	121,150	-17,450
31640 - Pool Safety Trainings	16,626	11,019	-	-	-	-
31650 - Group Care	7,188	8,701	38,350	33,900	33,900	-4,450
31400 - Business License and Permits	1,196,344	1,230,237	1,138,580	1,171,410	1,509,900	371,320
Non-Business License & Permits						
31950 - Sewage Disposal Permits	378,261	329,451	577,800	395,700	371,000	-206,800
31900 - Non-Business License & Permits	378,261	329,451	577,800	395,700	371,000	-206,800
Public Safety and Health						
33370 - Water Sample Collection	288	97	-	-	-	-
33365 - Vector Program Mgmt Fee	-	-	-	-	-	-
33300 - Public Safety and Health	288	97	-	-	-	-
Other Government Revenues						
35610 - Grant In Aid – Federal	-	23,111	-	4,491	25,000	25,000
35500 - Other Government Revenues	-	23,111	-	4,491	25,000	25,000
Administrative Charges						
37265 - Technology Fee	44,682	41,940	-	40	-	-
37199 - Administrative Charges	44,682	41,940	-	40	-	-
Miscellaneous Revenue						
37141 - Merchant Service Fees	423	742	-5,496	-5,496	-5,496	-
37410 - Miscellaneous Revenue	3	-	-	3	-	-
37400 - Miscellaneous Revenue	426	742	-5,496	-5,493	-5,496	-
1750 - Environmental Health	1,620,001	1,625,578	1,710,884	1,566,148	1,900,404	189,520
Total Revenues	1,620,001	1,625,578	1,710,884	1,566,148	1,900,404	189,520

Expenditures

1750 - Environmental Health

Personal Services

41100 - Salaries and Wages	981,214	1,092,998	1,290,868	1,224,149	1,307,601	16,733
41200 - Longevity	-	-	-	-	-	-
41300 - Incentive	13,552	22,525	43,400	27,384	46,000	2,600
41620 - Unscheduled	1,299	7,508	11,000	2,506	11,000	-
41820 - Health Insurance	211,573	247,267	264,744	230,305	227,622	-37,122
42300 - State Unemployment	1,278	1,162	1,701	1,440	1,628	-73
42400 - Workers Compensation	1,389	1,540	4,581	4,581	4,581	-
42510 - Car Allowance	7,912	5,785	6,000	5,776	6,000	-
42550 - Communications Allowance	2,407	2,314	2,400	2,311	2,400	-
42540 - Tool Allowance	-	-	-	-	-	-
41900 - Life	489	514	902	523	902	-
42010 - Social Security - Medicare	13,748	15,436	19,310	17,322	19,589	279
42020 - Social Security - OASDI	58,784	66,004	82,563	74,067	83,751	1,188
42110 - TMRS	120,166	134,039	198,421	176,788	203,161	4,740
42115 - OPEB Funding	24,444	27,487	32,356	30,080	32,825	469

City of Amarillo 2024 Department Request by Business Unit

1750 - Environmental Health



Description	2021 Actual	2022 Actual	2023 Budget	2023 Revised Estimate	2024 Dept Request	Dept Request Variance
41000 - Personal Services	1,438,253	1,624,579	1,958,246	1,797,232	1,947,060	-11,186
Supplies						
51110 - Office Expense	20,720	22,408	28,500	20,000	22,000	-6,500
51115 - Employee Recognition Program	1,165	793	2,000	1,500	2,000	-
51200 - Operating	8	16,127	-	-	-	-
51300 - Clothing and Linen	3,675	1,055	2,250	2,250	2,500	250
51350 - Chemical and Medical	480	-	-	-	-	-
51800 - Fuel & Oil	210	133	1,144	-	-	-1,144
51850 - Minor Tools	1,879	2,511	1,500	1,500	1,500	-
51950 - Minor Office Equipment	6,721	-	-	-	-	-
51960 - Printers	-	-	2,500	600	1,500	-1,000
51970 - Software	604	1,208	2,000	2,000	5,551	3,551
51980 - IT Hardware	13,587	7,998	8,800	8,800	8,800	-
52050 - Auto Parts	2,925	2,419	-	75	-	-
52120 - Tires and Tubes Other	-	79	-	-	-	-
53100 - Natural Gas	30	-	-	-	-	-
52050.LABOR - Auto Parts Labor	-	-	-	-	-	-
51000 - Supplies	52,003	54,732	48,694	36,725	43,851	-4,843
Contractual Services						
61100 - Communications Billing	8,320	8,827	8,700	10,030	10,030	1,330
61200 - Postage	2,758	3,246	3,000	3,000	4,500	1,500
61400 - Dues	2,604	4,037	3,500	4,000	4,500	1,000
61410 - Tuition	13,799	15,120	25,000	20,000	37,000	12,000
61415 - Safety Training	185	7,943	550	550	550	-
62000 - Professional	34,567	38,848	45,847	45,847	45,000	-847
63210 - Armored Car Service	2,475	2,475	2,394	1,779	-	-2,394
67320 - Extermination	18,192	54,138	60,000	55,000	60,000	-
68720 - Auto Accident Repair	78	-	1,000	1,000	1,000	-
69210 - Rental City Equipment	90,744	106,721	118,530	118,530	118,428	-102
60000 - Contractual Services	173,721	241,354	268,521	259,736	281,008	12,487
Other Charges						
74000 - Printing and Binding	778	419	1,500	1,500	750	-750
71100 - Insurance and Bonds	10,169	11,055	12,345	12,345	11,510	-835
75100 - Travel	4,787	4,231	15,000	15,000	21,000	6,000
75300 - Meals and Local	-	48	2,000	2,000	2,000	-
78210 - Cash Over/Short	-475	-124	100	-	-	-100
78230 - Loss on Bad Debt	-	-	100	-	-	-100
70000 - Other Charges	15,259	15,629	31,045	30,845	35,260	4,215
Capital Outlay						
84100 - Auto-Rolling Stock & Equip	-	-	26,900	26,900	-	-26,900
80000 - Capital Outlay	-	-	26,900	26,900	-	-26,900
1750 - Environmental Health	1,679,236	1,936,294	2,333,406	2,151,438	2,307,179	-26,227
Total Expenditures	1,679,236	1,936,294	2,333,406	2,151,438	2,307,179	(26,227)

2024-25 Employee Distribution by Position

Entity	1750 - Environmental Health
Scenario	Dept Req
Year	2024
Currency	USD

Code & Description	Count
ADM099--DEPUTY ENV HEALTH DIRECTOR	1.0
ADM550--DIRECTOR OF ENVT HEALTH	1.0
CLR941--ADMINISTRATIVE TECHNICIAN	2.0
CLR947--ADMINISTRATIVE SPECIALIST I	1.0
MGT583--ENVIRONMENTAL HEALTH PROGRAM MANAGER	3.0
PRF552--ENVIRONMENTAL HEALTH SPECIALIST III	10.0
PRF555--SR ENV HEALTH SPECIALIST	1.0
TEC555--ENVIRONMENTAL TECHNICIAN	3.0
Total	22.0

New Positions

Code and Description	Count	Pay Grade	Estimated Cost
-----------------------------	--------------	------------------	-----------------------

Eliminations

Code and Description	Count	Pay Grade	Estimated Cost
-----------------------------	--------------	------------------	-----------------------

City of Amarillo 2024 Department Request by Business Unit

21200 - Pool Safely Grant



Description	2021 Actual	2022 Actual	2023 Budget	2023 Revised Estimate	2024 Dept Request	Dept Request Variance
Revenues						
21200 - Pool Safely Grant						
Other Government Revenues						
35610 - Grant In Aid – Federal	-	-	-	51,357	55,610	55,610
35500 - Other Government Revenues	-	-	-	51,357	55,610	55,610
21200 - Pool Safely Grant	-	-	-	51,357	55,610	55,610
Total Revenues	-	-	-	51,357	55,610	55,610
Expenditures						
21200 - Pool Safely Grant						
Personal Services						
41100 - Salaries and Wages	-	-	-	6,129	8,624	8,624
41300 - Incentive	-	-	-	48	-	-
41820 - Health Insurance	-	-	-	1,346	-	-
42300 - State Unemployment	-	-	-	3	-	-
41900 - Life	-	-	-	3	-	-
42010 - Social Security - Medicare	-	-	-	84	-	-
42020 - Social Security - OASDI	-	-	-	359	-	-
42110 - TMRS	-	-	-	808	-	-
42115 - OPEB Funding	-	-	-	150	-	-
41000 - Personal Services	-	-	-	8,930	8,624	8,624
Supplies						
51110 - Office Expense	-	-	-	9,623	14,881	14,881
51000 - Supplies	-	-	-	9,623	14,881	14,881
Contractual Services						
62000 - Professional	-	-	-	3,375	3,000	3,000
60000 - Contractual Services	-	-	-	3,375	3,000	3,000
Other Charges						
74000 - Printing and Binding	-	-	-	4,512	4,512	4,512
75100 - Travel	-	-	-	4,192	4,192	4,192
70000 - Other Charges	-	-	-	8,704	8,704	8,704
21200 - Pool Safely Grant	-	-	-	30,632	35,209	35,209
Total Expenditures	-	-	-	30,632	35,209	35,209



City of Amarillo Summary of Expenditures by Activity Classification



Description	2022 Actual	2023 Budget	2024 Budget
Health and Human Services			
01000 - General Fund			
1335 - Vital Statistics	111,491	217,785	230,772
02010 - CDBG Fund			
20110 - Program Management	314,883	318,498	266,805
20115 - Code Enforcement		68,414	200,000
20116 - Code Inspector	-4,588	—	—
20125 - Rehab Support	118,938	256,292	327,673
20130 - Housing Rehab	531,337	297,126	227,235
20140 - Public Services	279,631	244,237	213,309
20145 - TEMAP (CARES)	391,385	117	—
20150 - Emergency Shelter	462,470	—	112,968
20155 - Neighborhood Facilities	295,975.04	387,641	372,361
20165 - CARES Round 1	—	16,448	—
20180 - CARES Round 3	170,562	192,030	95,811
02020 - Housing			
20210 - Housing Assistance	754,152	980,645	873,903
20220 - Mod Rehab	—	—	—
20230 - Housing Vouchers	9,432,428	10,525,998	10,525,998
20240 - SRO Rehab	—	—	—
20250 - 5 Year Mainstream Voucher Prog	880,394	—	—
20255 - Mainstream CARES Funding	—	—	—
20265 - HOUSING EHV	189,864	—	—
02030 - Home Investment Partnership			
20310 - Home Administration	81,182	87,344	73,568
20315 - Home Match	147,071	156,271	—
20320 - Home Projects	853,022	778,706	713,744
20335 - HOME-ARP Admin	—	—	66,469
20340 - HOME-ARP Project	—	—	1,054,860
02035 - Transformation Park			
20350 - Transformation Park	362,560.81	—	258,799
02040 - Shelter Plus Care Fund			
20400 - SHELTER PLUS CARE	74,340	76,849	60,852
02045 - Housing Stability Services			
20450 - HSS - Admin	55,660	41,117	—
20451 - Coming Home Project	7,942	60,103	57,333
20452 - HSS-Housing Navigation	91,169	129,427	—
20453 - HSS - Social Services	304,651	625,622	—
02050 - COC - Planning Fund			
20500 - COC - Planning	52,912	35,882	45,869
02060 - COC - TPC Supported Housing			
20600 - COC - TPC Supported Housing	—	—	—
02065 - Coming Home Project			
20650 - Coming Home Project	170,715	469,264	298,421
20651 - Coming Home Project	166,482	227,859	164,202
20652 - Coming Home United Way	13,969.45	—	22,000

City of Amarillo Summary of Expenditures by Activity Classification



Description	2022 Actual	2023 Budget	2024 Budget
20653 - AAF Capacity Grant	—	—	—
20655 - Ending Homelessness	—	—	—
02070 - TX Emergency Solutions Grants			
20700 - TX Emergency Solutions Grant	124,462	111,164	—
20710 - TX ESG CARES	—	—	—
20715 - TX ESG CARES 2	—	—	—
20730 - 2023 TX Emergency Solutions Grant	0	0	0
02075 - HMIS			
20750 - HMIS Capacity Building Project	—	—	—
20755 - HMIS	153,197	207,444	155,034
02450 - COVID-19			
24510 - COVID-19 Response	—	—	—
24520 - COVID-19 CD Housing	—	—	—
24530 - COVID-19 ARP	2,351,542	—	—
02470 - PREP Program			
24710 - Prep Program	34,857	308,403	75,000
02500 - Public Health Fund			
25011 - AHD Public Health	3,216,340	1,728,332	1,774,890
25012 - Refugee Health	564,134	823,992	805,188
25013 - IMM/Locals	430,452	457,621	462,009
25014 - HIV Prevention	239,213	279,084	280,395
25015 - Core Public Health	103,997	129,329	120,165
25016 - Hansen's	13,617	18,545	18,784
25017 - Healthy Texas Babies	81,462	86,869	103,347
25018 - DIS	419,394	343,369	349,237
25019 - Health Equity	200,096	204,288	119,872
25020 - Bioterrorism Grant	347,804	391,803	397,470
25021 - CMHG Grant	104,084	99,380	99,380
25022 - Workforce	436,123	183,104	—
25023 - DSHS/LIDS-IMM/COVID-19	4,059,788	2,554,171	904,721
25024 - DSRIP Immunizations	231,500	151,421	318,709
25025 - DSRIP ARAD	—	—	—
25026 - Harrington CHF	65,933.49	88,695	62,157
25027 - Clinical Health Bridge Grant	242,203	256,776	256,390
25028 - CPS/COVID-19	—	—	—
25029 - COVID-19	134,194	33,659	1,918
25030 - Epidemiology	104,270	110,613	115,540
25035 - Local Tuberculosis - Federal	111,668	99,845	104,385
25045 - Local Tuberculosis - State	160,557	156,634	168,278
25055 - COVID-19 Non-Grant	—	—	—
25070 - Public Health Infrastructure Grant	—	118,093	133,729
02530 - WIC Grant Fund			
25311 - WIC Administration	278,871	425,767	343,056
25312 - WIC Nutrition Education	422,960	881,865	680,641
25313 - WIC Breastfeeding	56,972	103,910	80,946
25314 - WIC Client Services	452,335	993,249	745,982

City of Amarillo Summary of Expenditures by Activity Classification



Description	2022 Actual	2023 Budget	2024 Budget
25315 - WIC IT	23,005	1,250	1,250
25316 - WIC Special-Extra	—	1,093	1,093
25317 - WIC Lactation Consultant	15,320	6,245	6,245
25318 - WIC Peer Counselor	27,268	118,849	101,615
25319 - WIC Vendor Operations	—	—	—
25320 - WIC Mentor	—	49,900	49,900
25321 - WIC Obesity	60,633	36,763	31,021
25322 - WIC R D Grant	3,610	70,045	72,668
25323 - WIC Summer Feeding	—	—	—
25324 - WIC Virtual Classes	97,385	30,000	30,000
25325 - WIC Cooking Matters	—	—	—
25326 - WIC IPE	—	—	—
25327 - WIC Outreach Campaign	—	—	—
25328 - WIC Extra Funding Other	—	—	—
Health and Human Services Total Expenditures	31,679,845	27,855,245	25,233,967

Budget Comparison

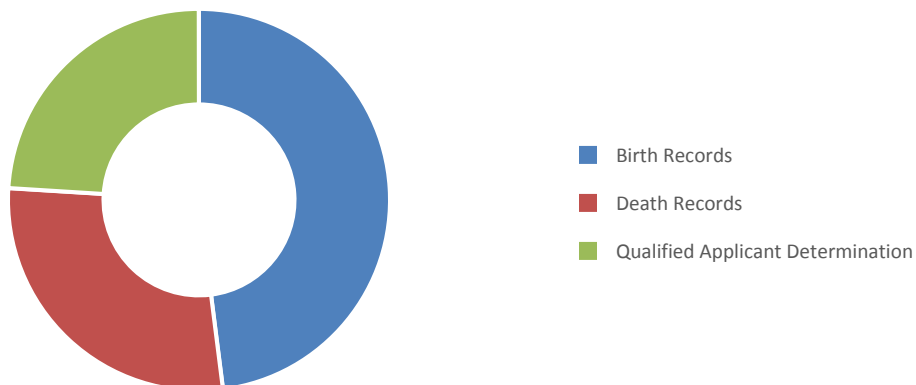
	2022/23 Actual	2023/24 Budget	2023 Revised Estimate	2024/25 Budgeted
Personal Services	\$ 61,569	\$ 127,496	\$ 128,233	\$ 132,432
Supplies	11,723	38,701	38,701	38,701
Contractual Services	37,549	43,000	47,000	51,000
Other Charges	651	8,588	8,588	8,639
Total Expenses	\$ 111,491	\$ 217,785	\$ 222,522	\$ 230,772

Total Departmental Revenues	\$ 289,971	\$ 294,000	\$ 296,666	\$ 294,000
------------------------------------	-------------------	-------------------	-------------------	-------------------

Total Covered through General Revenues	\$ (178,479)	\$ (76,215)	\$ (74,144)	\$ (63,228)
---	---------------------	--------------------	--------------------	--------------------

Approved Positions

	2022/23 Actual	2023/24 Budget	2024/25 Budget
Full-time	1.0	2.0	2.0
Part-time	—	—	—
Total	1.0	2.0	2.0



Mission

Serve the public by recording, preserving, and retrieving official and vital public records in a courteous and professional manner while consistently conforming to state and federal law governing these practices. Act in the best interest of the City of Amarillo by providing efficient, innovative, and quality services in a fair and impartial manner to all.

Strategic Approach

The Vital Statistics department strives to perform at a high level and recognizes the need to continuously work to earn the respect of the community. The department also realizes the importance of always welcoming newcomers as well as lifelong residents with information, resources, and a smile.

Vital Statistics works diligently in remaining compliant with state and federal law when distributing vital records. The Vital Statistics division has continued to follow counsel from state representatives in attending the annual conferences for Vital Statistics to maintain awareness of all forthcoming changes. The division's goal for the upcoming year is to obtain an additional Master Registrar certification to achieve a high level of knowledge to not only continue to meet requirements set forth by the state but also to perform at an exemplary level for our customers as well as for the City of Amarillo.

Within the past year, Vital Statistics has worked towards the overall improvement of the maintenance, issuance, and preservation of all records. This will provide the exemplary customer service that each citizen deserves. The city has invested in upgraded technology to maintain records, as well as moving to a more digital environment. Vital Statistics continues to strengthen skills within Tyler Technologies records software product called Eagle and the new Texas Electronic Vital Events Registrar (TxEVER) program. The program is a new registration system that replaced the legacy Texas Electronic Registrar (TER) systems. This new system has led the State of Texas to becoming one of the first states to embrace a fully integrated vital records system. The TxEVER system went live on January 1, 2019, to support all vital events operations, including reporting, registration, and amendments of births and deaths.

The City of Amarillo Vital Statistics Department continues to manage online features through Permitium, which is a management, application, and processing software that allows customers to request birth and death records online. Customers submit their application and pay online, queued to be reviewed by departmental staff, and either approve or deny the request. If the request is approved, documents are prepared and sent according to the customer's mailing. This feature has been in production for a short time, but we have achieved great results with customer certificate needs.

Birth Records

2024/25 Budget — \$110,771 of Budget

Assist the community in providing certified copies of birth records within the State of Texas and providing documents needed to obtain out-of-state birth records. There are many different methods by which the Vital Statistics division receives and distributes these records. Functions consist of certifying homebirth records, issuing amendments on birth records, completing acknowledgment of paternity requests, and helping the county and state agencies with requests—all in compliance with state and federal regulations.

<i>Performance Measures/Indicators:</i>	2022/23 Actual	2023/24 Estimated	2024/25 Projected
Birth Records Issued	11,193	12,300	12,500
Attendance of annual conference	2	2	2
Birth Registrar Certification	1	2	2

Death Records

2025/24 Budget — \$64,616 of Budget

Assist the community as well as funeral homes by providing certified copies of death records in compliance with state and federal regulations. Also issue fetal death certificates, amendments on death records, and burial transit permits in compliance with state and federal regulations.

<i>Performance Measures/Indicators:</i>	2022/23 Actual	2023/24 Estimated	2024/25 Projected
Death Records Issued	4,014	4,100	4,200
Attendance of annual conference	2	2	2
Death Registrar Certification	1	2	2

Qualified Applicant Determination

2024/25 Budget — \$55,385 of Budget

Verify birth and death records are only distributed to qualified applicants. Under Texas Law, birth records are confidential for seventy-five years and death records are confidential for twenty-five years and can be obtained only by qualified applicants. A qualified applicant is defined as the registrant, or immediate family member either by blood or marriage, his or her guardian, or his or her legal representative. Local, state, and federal law enforcement or governmental agencies and other persons may be designated as properly qualified applicants by demonstrating a direct and tangible interest in the record when information in the record is necessary to implement a statutory provision or to protect a personal legal property right. A properly qualified applicant also may be any person who has submitted an application for a request to release personal information and has been approved as outlined in the Health and Safety Code, Section 181.11, relating to requests for Personal Data.

<i>Performance Measures/Indicators:</i>	2022/23 Actual	2023/24 Estimated	2024/25 Projected
Lobby Orders	14,017	14,500	15,000
Online Orders	1,848	2,000	2,300
Certificates Issued	15,865	16,500	17,300
Applications Denied	1,646	1,700	1,750

Total Vital Statistics 2024/25 Budget — \$230,772

City of Amarillo 2024 Department Request by Business Unit

1335 - Vital Statistics



Description	2021 Actual	2022 Actual	2023 Budget	2023 Revised Estimate	2024 Dept Request	Dept Request Variance
Revenues						
1335 - Vital Statistics						
Public Safety and Health						
33350 - Vital Statistic Fees	263,009	288,711	285,000	289,371	285,000	-
33300 - Public Safety and Health	263,009	288,711	285,000	289,371	285,000	-
Miscellaneous Revenue						
37141 - Merchant Service Fees	-3,083	-4,554	-3,000	-4,705	-3,000	-
37410 - Miscellaneous Revenue	8,765	5,814	12,000	12,000	12,000	-
37400 - Miscellaneous Revenue	5,682	1,260	9,000	7,295	9,000	-
1335 - Vital Statistics	268,691	289,971	294,000	296,666	294,000	-
Total Revenues	268,691	289,971	294,000	296,666	294,000	-
Expenditures						
1335 - Vital Statistics						
Personal Services						
41100 - Salaries and Wages	39,832	39,797	80,723	84,475	85,049	4,326
41300 - Incentive	-	-	-	-	-	-
41620 - Unscheduled	-	-	-	-	-	-
41820 - Health Insurance	12,302	12,981	25,404	22,646	24,816	-588
42300 - State Unemployment	49	49	221	224	221	-
42400 - Workers Compensation	222	222	901	901	901	-
42520 - Uniform/Clothing Allowance	-	-	-	-	-	-
72550 - Communications Allowance	-	-	-	-	-	-
42540 - Tool Allowance	-	-	-	-	-	-
41900 - Life	26	25	82	47	82	-
42010 - Social Security - Medicare	533	533	1,170	1,131	1,233	63
42020 - Social Security - OASDI	2,279	2,280	5,005	4,836	5,273	268
42110 - TMRS	4,764	4,716	12,028	11,920	12,791	763
42115 - OPEB Funding	968	967	1,962	2,053	2,066	104
41000 - Personal Services	60,974	61,569	127,496	128,233	132,432	4,936
Supplies						
51110 - Office Expense	21,308	11,723	36,901	36,901	36,901	-
51950 - Minor Office Equipment	550	-	1,800	1,800	1,800	-
51000 - Supplies	21,857	11,723	38,701	38,701	38,701	-
Contractual Services						
61200 - Postage	2,160	2,607	4,000	4,000	4,000	-
68620 - Computer Equipment	-	-	7,000	7,000	7,000	-
69300 - Leased Computer Software	65,002	34,942	32,000	36,000	40,000	8,000
60000 - Contractual Services	67,163	37,549	43,000	47,000	51,000	8,000
Other Charges						
75100 - Travel	-	-	8,000	8,000	8,000	-
71100 - Insurance and Bonds	565	582	588	588	639	51
78210 - Cash Over/Short	9	69	-	-	-	-
70000 - Other Charges	574	651	8,588	8,588	8,639	51
1335 - Vital Statistics	150,568	111,491	217,785	222,522	230,772	12,987
Total Expenditures	150,568	111,491	217,785	222,522	230,772	12,987

2024-25 Employee Distribution by Position

Entity	1335 - Vital Statistics
Scenario	Dept Req
Year	2024
Currency	USD

Code & Description	Count
CLR075--DEPUTY REGISTRAR	2.0
Total	2.0

New Positions

Code and Description	Count	Pay Grade	Estimated Cost
-----------------------------	--------------	------------------	-----------------------

Eliminations

Code and Description	Count	Pay Grade	Estimated Cost
-----------------------------	--------------	------------------	-----------------------



COMMUNITY DEVELOPMENT (2010, 2020, 2030, 2040, 2050, 2060, 2065, 2070, 2075, 2300)

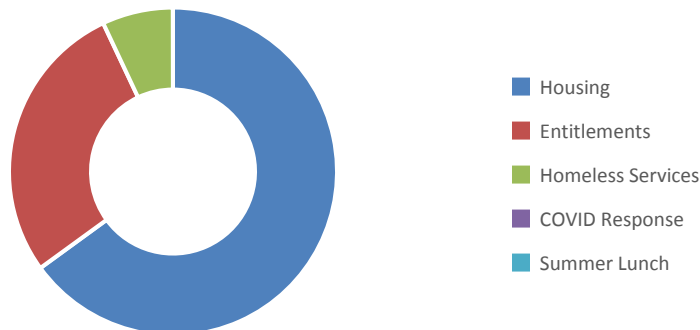
2024/25 Budget

Budget Comparison

	2022/23 Actual	2023/24 Budget	2023 Revised Estimate	2024/25 Budgeted
Personal Services	2,096,103	3,516,441	2,387,598	2,784,618
Supplies	138,427	122,110	80,024	125,937
Contractual Services	13,483,761	13,103,753	13,714,207	12,784,169
Program Expenses	—	19,500	—	19,500
Other Charges	465,303	651,859	481,465	739,818
Operating Transfers	8,521	704,360	—	—
Capital Outlay	\$ 182,561	\$ —	\$ 182,561	\$ —
Total Operating Expenses	\$ —	\$ 15,105	\$ —	\$ —
Total Expenses	\$ 18,726,217	\$ 20,133,128	\$ 20,123,946	\$ 18,654,042
Total Departmental Revenues	\$ 19,833,565	\$ 21,113,734	\$ 22,037,088	\$ 19,498,831

Approved Positions

	2022/23 Actual	2023/24 Budget	2024/25 Budgeted
Full-time	44.0	46.0	39.0
Part-time	—	—	—
Total	44.0	46.0	39.0



Mission

Committed to improving the community, alleviating poverty, and finding lasting solutions to homelessness.

Goals & Objectives

Community Development is focused on three components to assist the Amarillo community in the goal to combat poverty and homelessness which includes housing, administration of federal and state entitlement grant programs, and homeless services.

Community Development actively participates in the City’s Strategic Pillars and Milestones. Specifically, Community Development has prioritized Pillar Two: Communications, focusing on customer service to internal and external partners. Pillar Four: Infrastructure in our ongoing efforts to build a well-planned Transformation Park. Lastly, Pillar Five: Public Safety is a significant focus with the frontline work being undertaken by our Homeless Outreach team. Making contacts, cultivating positive relationships, and supporting law enforcement has contributed to a positive partnership to make our community safer.

Programs of the Community Development Department

Housing

2024/25 Budget — \$12,796,673 of Budget

According to the most recent U.S. Census Bureau statistics, the estimated 2022 median household income is \$60,628 with a poverty rate of 15.5%. Cost burden (paying more than 30% of household income on housing expenses) and severe cost burden (paying more than 50% of household income on housing expenses) are major challenges for many households in Amarillo. These issues place low-income households at risk of losing their housing with only one emergency or unexpected costly event.

Amarillo’s Housing program was established to provide safe, decent, and sanitary housing for eligible low-income families, while ensuring rents are reasonable and fair. Housing has a positive impact on Strategic Pillar One: Business Friendly Community. Hundreds of new and ongoing vouchers are not only beneficial to the tenants, but they also help our landlords grow and improved businesses in the community.

Program Allocations:	2022/23 Actual	2023/24 Estimated	2024/25 Proposed
Administration	\$774,709	\$1,056,319	\$912,552
Housing assistance funds available	\$9,470,963	\$9,723,700	\$10,490,998

Performance Measures/Indicators:	2022/23 Actual	2023/24 Estimated	2024/25 Proposed
Total Units/Vouchers Available	18,912	18,912	18,912
Leased Units/Vouchers Issued	13,786	14,662	14,775
VASH Units (Veterans)	1,137	1,150	1,166

COMMUNITY DEVELOPMENT (2010, 2020, 2030, 2040, 2050, 2060, 2065, 2070, 2075, 2300)

2024/25 Budget

Entitlements (HOME & CDBG)

2024/25 Budget — \$3,283,111 of Budget

Entitlement programs include CDBG (Community Development Block Grant) and HOME Investment Partnership programs. In addition to the cost burden experienced by low-income households, ensuring safe housing that is in good repair is another demonstrated need in Amarillo. Nearly 65% percent of the total housing units were built prior to 1980, creating a need for rehabilitation of some units along with the construction of new, decent, and affordable units for low-income families.

Community Development CDBG funds the CARE housing repair program that assists the elderly, disabled and other low-income homeowners, to provide critical home repairs to help them remain in their homes. This program also provides for needed demolition and clearance projects along with a variety of public services. HOME funding provides rental assistance to low-income households and provides funding assistance in the construction of new housing to meet the need of improved and updated, affordable housing units for low-income residents. Both programs contribute to the reduction of poverty, slum, and blight in Amarillo.

Program Administration:

HOME	2022/23 Actual	2023/24 Estimated	2024/25 Proposed
Represents 10% of maximum HOME Entitlement	\$82,824	\$86,522	\$86,522
HOME Match (25% required program match)	\$168,082	283120*	\$154,230

*Match fund short for FY23. The difference must be recovered in FY24.

Program Allocations:

HOME	2022/23 Actual	2023/24 Estimated	2024/25 Proposed
Tenant Based Rental Assistance (TBRA)	\$700,646	\$870,000	\$605,659
CHDO New Construction	\$84,484	\$129,784	\$129,784

Performance Measures/Indicators:

HOME <i>*(Tenant Based Rental Assistance)</i>	2022/23 Actual	2023/24 Estimated	2024/25 Proposed
TBRA- Households Assisted	246	210	65
TBRA- Total number of people served	569	434	195

Program Administration:

CDBG	2022/23 Actual	2023/24 Estimated	2024/25 Proposed
Represents 20% of maximum CDBG Entitlement	\$316,918	\$325,649	\$325,649

COMMUNITY DEVELOPMENT (2010, 2020, 2030, 2040, 2050, 2060, 2065, 2070, 2075, 2300)

2024/25 Budget

Program Allocations:

CDBG	2022/23 Actual	2023/24 Estimated	2024/25 Proposed
Building Safety	\$206,670	\$200,000	\$200,000
Public Services	\$237,688	\$244,237	\$244,237
Neighborhood Improvements	\$295,975	\$372,361	\$372,361
Owner Occupied Housing Improvements	\$658,915	\$486,000	\$486,000

Performance Measures/Indicators:

CDBG	2022/23 Actual	2023/24 Estimated	2024/25 Proposed
Total Persons Assisted	11,715	2,108	2,093
Demolition & Clearance	14	35	20
CARE (Low Income Home Repairs)	44	50	50
Public Services	11,655	2,020	2,020
Neighborhood Improvements	3	3	3

Homeless Services (CoC, HMIS, ESG, & Coming Home, PREP Academy) 2024/25 Budget — \$2,574,258 of Budget

The 2024 Point in Time count, which is a 24-hour snapshot of homelessness, revealed that Amarillo had 525 individuals experiencing homelessness on a single night in our community. This number was a decrease of 167 individuals from the 2023 count. Unfortunately, the 2024 Point in Time count showed we had 263 unsheltered individuals who were living in tents, cars, on the streets, or other places not meant for habitation. Community Development has partnered with the nonprofit, Transformation Park, in the planning and implementation of a low-barrier day and night shelter to provide a safe, dignified place to help people move from homelessness to permanent housing.

The Continuum of Care (C.O.C.) is a collaboration of all homeless service providers in the city of Amarillo. The C.O.C. is charged with developing a community plan to organize and deliver housing and services to meet the specific needs of people who are homeless as they move to stable housing and maximize self-sufficiency. The Community Development Department is the lead agency and collaborative applicant responsible for the C.O.C.. The mission of the C.O.C. is to build a stronger community through collaborative solutions to ensure homelessness is rare, brief, and nonrecurring.

Another key component is the management of the Homeless Management Information System (H.M.I.S.). HMIS is a locally administered, electronic data collection system that stores information about persons who access the homeless service systems in a Continuum of Care. It is very important for the C.O.C. to collect and share this data to strengthen the collaborative effort to end homelessness.

The Coming Home program is a Permanent Supportive Housing (PSH) program model, adopted to assist those experiencing chronic homelessness in Amarillo. Since November 2018, the Coming Home program has assisted hundreds of individuals. The Coming Home program has a success rate of over 85% in the effort to keep program participants stably housed and participating in the program.

The Emergency Solutions Grant (E.S.G.) program is a competitive grant provided by the Texas Department of Housing and Community Affairs (TDHCA). This grant provides services necessary to help people that are homeless or at risk of becoming homeless. Specifically, this grant assists Amarillo through homeless outreach and rapid re-housing. Quickly identifying individuals and addressing their housing needs is key to the success of this program and successful outcomes for those being served in the community.

COMMUNITY DEVELOPMENT (2010, 2020, 2030, 2040, 2050, 2060, 2065, 2070, 2075, 2300)

2024/25 Budget

The Peer Reintegration Employment Partnership (P.R.E.P.) Academy is a project to employ recently homeless citizens of Amarillo. Peer support specialists work alongside these employees to help beautify Amarillo by picking up trash and reintegrating workers into the workforce through training, education, and support. Each program and system work cooperatively to combat homelessness in Amarillo.

Funding Sources:

Coming Home	2022/23 Actual	2023/24 Estimated	2024/25 Proposed
General Funds	\$168,219	\$168,224	\$168,224
CDBG Funds	\$64,984	\$122,118	\$122,118
Street Outreach	\$77,237	\$97,046	\$97,046
CoC	\$168,829	\$173,694	\$176,813
HSS	\$519,932	\$797,278	\$—
HOME-ARP	\$—	\$—	\$1,000,000
CARES	\$180,758	\$187,406	\$94,679
Ending Homelessness	\$16,000	\$64,104	\$—
United Way	\$2,100	\$20,000	\$20,000
Donations	\$2,500	\$4,650	\$2,000
Total	\$1,200,559	\$1,639,520	\$1,685,880

Performance Measures/Indicators:

Coming Home (Explain)	2022/23 Actual	2023/24 Estimated	2024/25 Proposed
Clients Served	471	515	566

Program Allocations:

HOME-ARP	2022/23 Actual	2023/24 Estimated	2024/25 Proposed
Administration	\$0	\$8,000	\$75,000
Project- Coming Home Supportive Services	\$0	\$0	\$1,000,000

Program Allocations:

CoC/HMIS	2022/23 Actual	2023/24 Estimated	2024/25 Proposed
CoC Planning Grant	\$52,912	\$39,561	\$41,540
Homeless Management Information System (HMIS)	\$156,591	\$163,232	\$163,232
Coming Home	\$168,829	\$173,694	\$176,814
Permanent Supportive Housing (Shelter Plus Care)	\$74,717	\$56,160	\$60,852
Total	\$453,336	\$432,647	\$442,438

COMMUNITY DEVELOPMENT
 (2010, 2020, 2030, 2040, 2050,
 2060, 2065, 2070, 2075, 2300)

2024/25 Budget

Program Allocations:

ESG	2022/23 Actual	2023/24 Estimated	2024/25 Proposed
Rapid Re-Housing	\$49,928	\$108,773	\$64,697
Street Outreach	\$77,237	\$97,046	\$97,046
Total	\$127,165	\$205,819	\$161,743

Performance Measures/Indicators:

Households Served	2022/23 Actual	2023/24 Estimated	2024/25 Proposed
Rapid Re-Housing	30	14	15
Street Outreach	344	269	295

Program Allocations:

PREP Academy	2022/23 Actual	2023/24 Estimated	2024/25 Proposed
ARPA Funds	\$36,408	\$69,299	\$75,000

Performance Measures/Indicators:

PREP Academy	2022/23 Actual	2023/24 Estimated	2024/25 Proposed
Clients Served	10	16	20

Total Community Development 2024/25 Budget — \$18,654,042

City of Amarillo 2024 Department Request by Business Unit

20110 - Program Management



Description	2021 Actual	2022 Actual	2023 Budget	2023 Revised Estimate	2024 Dept Request	Dept Request Variance
Revenues						
20110 - Program Management						
Other Government Revenues						
35610 - Grant In Aid – Federal	329,429	316,918	325,649	325,649	318,159	-7,490
35615 - Program Income	—	—	25,000	—	24,999	(1)
35500 - Other Government Revenues	329,429	316,918	350,649	325,649	343,158	(7,491)
20110 - Program Management	329,429	316,918	350,649	325,649	343,158	(7,491)
Total Revenues	329,429	316,918	350,649	325,649	343,158	(7,491)
Expenditures						
20110 - Program Management						
Personal Services						
41100 - Salaries and Wages	145,219	143,171	164,094	163,053	67,661	-96,433
41300 - Incentive	(70)	(276)	150	601	600	450
41500 - PFP	-	-	(1,261)	-	(1,261)	—
41620 - Unscheduled	—	524	-	-	-	-
41820 - Health Insurance	22,121	29,238	29,352	20,810	18,123	-11,229
42300 - State Unemployment	90	264	277	266	129	-148
42400 - Workers Compensation	242	233	457	457	457	—
42510 - Car Allowance	2,073	894	750	2,250	-	-750
45230 - Moving Expense	—	—	—	—	-	—
42550 - Communications Allowance	829	358	300	900	-	-300
41900 - Life	49	74	144	58	72	-72
42010 - Social Security - Medicare	2,029	2,001	2,380	2,320	972	-1,408
42020 - Social Security - OASDI	8,676	8,555	10,171	9,921	4,155	-6,016
42110 - TMRS	17,665	17,141	24,441	23,457	10,078	-14,363
42115 - OPEB Funding	3,598	3,516	3,985	3,486	1,627	-2,358
41000 - Personal Services	202,521	205,692	235,240	227,579	102,613	-132,627
Supplies						
51110 - Office Expense	3,774	4,879	-	5,000	3,000	3,000
51000 - Supplies	3,774	4,879	-	5,000	3,000	3,000
Contractual Services						
61200 - Postage	96	2,392	-	200	-	-
61300 - Advertising	4,180	18,080	-	21,738	18,000	18,000
61400 - Dues	1,695	1,720	-	1,720	2,000	2,000
61410 - Tuition	4,865	4,865	-	—	-	-
62000 - Professional	3,182	4,280	-	8,000	70,000	70,000
60000 - Contractual Services	14,018	31,337	-	31,658	90,000	90,000
Other Charges						
71100 - Insurance and Bonds	1,695	2,327	2,351	2,351	1,918	(433)
75100 - Travel	11,105	8,801	-	7,563	-	-
75300 - Meals and Local	921	220	-	18	-	-
77450 - Administrative Other	50,003	12,978	29,907	12,978	16,234	-13,673
77610 - Information Technology - City	45,393	48,571	51,000	49,785	53,040	2,040

**City of Amarillo 2024 Department Request by
Business Unit
20110 - Program Management**



Description	2021 Actual	2022 Actual	2023 Budget	2023 Revised Estimate	2024 Dept Request	Dept Request Variance
78230 - Loss on Bad Debt	—	78	—	—	—	-
70000 - Other Charges	109,117	72,975	83,258	72,695	71,192	-12,066
20110 - Program Management	329,429	314,883	318,498	336,932	266,805	-51,693
Total Expenditures	329,429	314,883	318,498	336,932	266,805	-51,693

2024-25 Employee Distribution by Position

Entity	20110 - Program Management
Scenario	Dept Req
Year	2024
Currency	USD

Code & Description	Count
MGT150--GRANT MANAGER	0.25
CLR150--ADMINISTRATIVE COORDINATOR	0.50
CLR185--GRANT MONITOR	1.00
Totals	1.75

New Positions

Code and Description	Count	Pay Grade	Estimated Cost
----------------------	-------	-----------	----------------

Eliminations

Code and Description	Count	Pay Grade	Estimated Cost
----------------------	-------	-----------	----------------

City of Amarillo 2024 Department Request by Business Unit

20115 - Code Enforcement



Description	2021 Actual	2022 Actual	2023 Budget	2023 Revised Estimate	2024 Dept Request	Dept Request Variance
Revenues						
20115 - Code Enforcement						
Other Government Revenues						
35610 - Grant In Aid – Federal	116,029	187,499	200,000	200,000	200,000	—
35615 - Program Income	—	19,171	—	40,595	—	—
35500 - Other Government Revenues	116,029	206,670	200,000	240,595	200,000	—
<hr/>						
20115 - Code Enforcement	116,029	206,670	200,000	240,595	200,000	—
<hr/>						
Total Revenues	116,029	206,670	200,000	240,595	200,000	—
Expenditures						
20115 - Code Enforcement						
Contractual Services						
67110 - Demolition Condemned Pro	116,029	206,670	200,000	240,595	200,000	—
60000 - Contractual Services	116,029	206,670	200,000	240,595	200,000	—
<hr/>						
20115 - Code Enforcement	116,029	206,670	200,000	240,595	200,000	—
<hr/>						
Total Expenditures	116,029	206,670	200,000	240,595	200,000	—

City of Amarillo 2024 Department Request by Business Unit

20116 - Code Inspector



Description	2021 Actual	2022 Actual	2023 Budget	2023 Revised Estimate	2024 Dept Request	Dept Request Variance
Revenues						
20116 - Code Inspector						
Other Government Revenues						
35610 - Grant In Aid – Federal	133,866	—	—	—	—	—
35615 - Program Income	3,166	—	—	—	—	—
35500 - Other Government Revenues	137,032	—	—	—	—	—
20116 - Code Inspector	137,032	—	—	—	—	—
Total Revenues	137,032	—	—	—	—	—
Expenditures						
20116 - Code Inspector						
Personal Services						
41100 - Salaries and Wages	62,999	(3,047)	—	—	—	—
41300 - Incentive	38	(23)	-	-	-	-
41500 - PFP	-	-	—	—	-	—
41820 - Health Insurance	16,835	(838)	—	-	-	—
42300 - State Unemployment	122	—	—	—	—	—
42400 - Workers Compensation	98	(2)	—	—	—	—
41900 - Life	44	(2)	—	—	—	—
42010 - Social Security - Medicare	915	(44)	—	—	—	—
42020 - Social Security - OASDI	3,911	(188)	—	—	—	—
42110 - TMRS	7,866	(369)	—	—	—	—
42115 - OPEB Funding	1,601	(75)	—	—	—	—
41620 - Unscheduled	2,846	—	—	—	—	—
41000 - Personal Services	97,275	(4,588)	—	—	—	—
Supplies						
51110 - Office Expense	1,347	-	-	—	-	-
51950 - Minor Office Equipment	355	-	-	—	-	-
51000 - Supplies	1,702	-	-	—	-	-
Contractual Services						
69210 - Rental City Equipment	11,514	—	—	—	—	—
60000 - Contractual Services	11,514	—	—	—	—	—
Other Charges						
71100 - Insurance and Bonds	565	—	—	—	—	—
77450 - Administrative Other	24,017	—	—	—	—	—
77610 - Information Technology - City	1,959	—	—	—	—	—
70000 - Other Charges	26,541	—	—	—	—	—
20116 - Code Inspector	137,032	(4,588)	—	—	—	—
Total Expenditures	137,032	(4,588)	—	—	—	—

City of Amarillo 2024 Department Request by Business Unit

20125 - Rehab Support



Description	2021 Actual	2022 Actual	2023 Budget	2023 Revised Estimate	2024 Dept Request	Dept Request Variance
Revenues						
20125 - Rehab Support						
Other Government Revenues						
35610 - Grant In Aid – Federal	114,475	71,606	250,000	250,000	250,000	-
35615 - Revenue from Other Agencies	27,230	54,039	-	-	-	-
35500 - Other Government Revenues	141,705	125,645	250,000	250,000	250,000	-
20125 - Rehab Support	141,705	125,645	250,000	250,000	250,000	-
Total Revenues	141,705	125,645	250,000	250,000	250,000	-
Expenditures						
20125 - Rehab Support						
Personal Services						
41100 - Salaries and Wages	56,414	64,045	131,466	98,182	189,224	57,758
41300 - Incentive	288	-79	-	151	-	-
41500 - PFP	-	-	-	-	-	-
41820 - Health Insurance	8,138	8,246	17,169	4,747	16,752	-417
42300 - State Unemployment	86	102	184	149	222	38
42400 - Workers Compensation	92	100	140	140	140	-
42510 - Car Allowance	58	114	750	197	1,500	750
42550 - Communications Allowance	23	35	300	79	600	300
41900 - Life	28	39	104	36	124	20
42010 - Social Security - Medicare	800	909	1,921	1,400	2,775	854
42020 - Social Security - OASDI	3,420	3,885	8,215	5,807	11,862	3,647
42110 - TMRS	6,757	7,596	19,745	12,457	28,776	9,031
42115 - OPEB Funding	1,380	1,558	3,220	2,199	4,649	1,429
41620 - Unscheduled	-	-	-	-	-	-
41000 - Personal Services	77,483	86,549	183,214	125,544	256,624	73,410
Supplies						
51110 - Office Expense	4,452	1,676	8,237	3,000	4,000	-4,237
51200 - Operating	75	358	-	358	-	-
51000 - Supplies	4,527	2,034	8,237	3,358	4,000	-4,237
Contractual Services						
62000 - Professional	24,254	1,076	11,365	1,100	1,000	-10,365
69210 - Rental City Equipment	12,014	16,605	20,247	20,247	26,000	5,753
60000 - Contractual Services	36,268	17,681	31,612	21,347	27,000	-4,612
Other Charges						
71100 - Insurance and Bonds	565	582	1,176	1,176	639	-537
75100 - Travel	-	1,971	1,907	1,971	4,000	2,093
77450 - Administrative Other	19,130	5,595	25,395	5,595	30,469	5,074
77610 - Information Technology - City	3,732	4,525	4,751	5,284	4,941	190
70000 - Other Charges	23,427	12,673	33,229	14,026	40,049	6,820
20125 - Rehab Support	141,705	118,938	256,292	164,275	327,673	71,381
Total Expenditures	141,705	118,938	256,292	164,275	327,673	71,381

2024-25 Employee Distribution by Position

Entity	20125 - Rehab Support
Scenario	Dept Req
Year	2024
Currency	USD

Description	Count
ADM502--COMMUNITY DEVELOPMENT ADMINISTRATOR	0.5
ADM560--ASST COMM DEVELOPMENT DIRECTOR	0.5
TRD085--INSPECTION LEAD	1.0
TRD556--REHAB INSPECTOR II	1.0
Totals	3.0

New Positions

Code and Description	Count	Pay Grade	Estimated Cost
-----------------------------	--------------	------------------	-----------------------

Eliminations

Code and Description	Count	Pay Grade	Estimated Cost
-----------------------------	--------------	------------------	-----------------------

City of Amarillo 2024 Department Request by Business Unit

20130 - Housing Rehab



Description	2021 Actual	2022 Actual	2023 Budget	2023 Revised Estimate	2024 Dept Request	Dept Request Variance
Revenues						
20130 - Housing Rehab						
Construction Participation						
35420 - Owner Participation	82,017	101,180	60,000	-	-	-60,000
35300 - Construction Participation	82,017	101,180	60,000	-	-	-60,000
Other Government Revenues						
35610 - Grant In Aid – Federal	544,946	428,007	235,148	236,000	236,000	852
35615 - Program Income	-	4,083	-	-	-	-
35500 - Other Government Revenues	544,946	432,090	235,148	236,000	236,000	852
20130 - Housing Rehab	626,962	533,270	295,148	236,000	236,000	-59,148
Total Revenues	626,962	533,270	295,148	236,000	236,000	-59,148
Expenditures						
20130 - Housing Rehab						
Personal Services						
41100 - Salaries and Wages	16,060	37,313	31,770	33,453	34,694	2,924
41300 - Incentive	99	-	-	-	-	-
41620 - Unscheduled	2	27	-	-	-	-
41820 - Health Insurance	2,453	10,449	10,356	9,975	10,356	-
42300 - State Unemployment	57	79	74	67	74	-
42400 - Workers Compensation	26	61	102	102	102	-
41900 - Life	10	29	41	25	41	-
42010 - Social Security - Medicare	229	520	461	466	503	42
42020 - Social Security - OASDI	977	2,223	1,970	1,994	2,151	181
42110 - TMRS	1,931	4,425	4,734	4,689	5,218	484
42115 - OPEB Funding	393	907	772	813	843	71
41000 - Personal Services	22,238	56,034	50,280	51,584	53,982	3,702
Supplies						
51110 - Office Expense	-	505	-	-	-	-
51000 - Supplies	-	505	-	-	-	-
Contractual Services						
62000 - Professional	14,218	-	-	-	-	-
64070 - Emergency Repairs Grant	286,659	216,271	154,250	124,008	116,803	-37,447
64080 - Owner Expenses	59,621	101,180	60,000	-	-	-60,000
64910 - Owner Rehab	216,341	153,869	25,000	50,000	50,000	25,000
60000 - Contractual Services	576,838	471,320	239,250	174,008	166,803	-72,447
Other Charges						
71100 - Insurance and Bonds	-	-	588	588	-	-
77450 - Administrative Other	5,490	3,478	7,008	3,478	6,450	-558
70000 - Other Charges	5,490	3,478	7,596	4,066	6,450	-1,146
20130 - Housing Rehab	604,566	531,337	297,126	229,658	227,235	-69,891
Total Expenditures	604,566	531,337	297,126	229,658	227,235	-69,891

2024-25 Employee Distribution by Position

Entity	20130 - Housing Rehab
Scenario	Dept Req
Year	2024
Currency	USD

Code & Description	Count
CLR185--GRANT MONITOR	1.0
Totals	1.0

New Positions

Code and Description	Count	Pay Grade	Estimated Cost
-----------------------------	--------------	------------------	-----------------------

Eliminations

Code and Description	Count	Pay Grade	Estimated Cost
-----------------------------	--------------	------------------	-----------------------

City of Amarillo 2024 Department Request by Business Unit

20140 - Public Services



Description	2021 Actual	2022 Actual	2023 Budget	2023 Revised Estimate	2024 Dept Request	Dept Request Variance
Revenues						
20140 - Public Services						
Other Government Revenues						
35610 - Grant In Aid – Federal	508,156	279,631	244,237	244,237	238,619	-5,618
35500 - Other Government Revenues	508,156	279,631	244,237	244,237	238,619	-5,618
Revenue from Other Agencies						
39100 - Operating Transfers In	-	-	-	-	-	-
Operating Revenue	-	-	-	-	-	-
20140 - Public Services	508,156	279,631	244,237	244,237	238,619	-5,618
Total Revenues	508,156	279,631	244,237	244,237	238,619	-5,618
Expenditures						
20140 - Public Services						
CBDG						
64010 - CCTXP	114,174	-	-	-	-	-
64030 - Interfaith Hunger	15,000	25,000	-	-	-	-
64040 - Title 4-A Child Care	82,000	75,000	-	-	-	-
64041 - GSRC	59,864	42,000	26,344	55,000	37,000	10,656
64050 - Martha's Home	-	-	49,431	23,500	20,000	-29,431
64060 - Food NET Program - PRPC	25,000	15,000	-	-	-	-
64175 - Wesley Sr Citizens Program	11,000	-	-	-	-	-
64177 - Coming Home	95,072	64,984	122,118	122,118	119,309	-2,809
64044 - CCTXP CARES Round 3	53,294	-	-	-	-	-
64042 - GSRC helping the homeless	-	26,344	-	-	-	-
64055 - Don Harrington Discovery	-	4,969	-	-	-	-
64000 - CBDG	455,406	253,297	197,893	200,618	176,309	-21,584
Emergency Shelter Grant						
64630 - Salvation Army	15,000	-	20,000	21,810	17,000	-3,000
64500 - Emergency Shelter Grant	15,000	-	20,000	21,810	17,000	-3,000
Neighborhood Facilities						
64724 - Maverick Club	35,400	-	26,344	21,810	20,000	-6,344
64732 - Wesley Comm Center	2,350	-	-	-	-	-
64767 - Maverick Club-After School	-	26,334	-	-	-	-
64700 - Neighborhood Facilities	37,750	26,334	26,344	21,810	20,000	-6,344
Other Charges						
71100 - Insurance and Bonds	-	-	-	-	-	-
77450 - Administrative Other	-	-	-	-	-	-
70000 - Other Charges	-	-	-	-	-	-
20140 - Public Services	508,156	279,631	244,237	244,238	213,309	-30,928
Total Expenditures	508,156	279,631	244,237	244,238	213,309	-30,928

City of Amarillo 2024 Department Request by Business Unit

20145 - TEMAP (CARES)



Description	2021 Actual	2022 Actual	2023 Budget	2023 Revised Estimate	2024 Dept Request	Dept Request Variance
Revenues						
20145 - TEMAP (CARES)						
Other Government Revenues						
35610 - Grant In Aid – Federal	391,385	-	-	-	-	-
35500 - Other Government Revenues	391,385	-	-	-	-	-
<hr/>						
20145 - TEMAP (CARES)	391,385	-	-	-	-	-
<hr/>						
Total Revenues	391,385	-	-	-	-	-
Expenditures						
20145 - TEMAP (CARES)						
Personal Services						
41100 - Salaries and Wages	22,082	-	-	-	-	-
41300 - Incentive	284	-	-	-	-	-
41620 - Unscheduled	3,226	-	-	-	-	-
41820 - Health Insurance	5,558	-	-	-	-	-
42300 - State Unemployment	26	-	-	-	-	-
42400 - Workers Compensation	3	-	117	117	-	-117
41900 - Life	12	-	-	-	-	-
42010 - Social Security - Medicare	354	-	-	-	-	-
42020 - Social Security - OASDI	1,515	-	-	-	-	-
42110 - TMRS	3,060	-	-	-	-	-
42115 - OPEB Funding	622	-	-	-	-	-
41000 - Personal Services	36,742	-	117	117	-	-117
Contractual Services						
62000 - Professional	13,540	-	-	-	-	-
60000 - Contractual Services	13,540	-	-	-	-	-
Emergency Shelter Grant						
64520 - Another Chance House	341,103	-	-	-	-	-
64500 - Emergency Shelter Grant	341,103	-	-	-	-	-
<hr/>						
20145 - TEMAP (CARES)	391,385	-	117	117	-	-117
<hr/>						
Total Expenditures	391,385	-	117	117	-	-117

City of Amarillo 2024 Department Request by Business Unit

20150 - Emergency Shelter



Description	2021 Actual	2022 Actual	2023 Budget	2023 Revised Estimate	2024 Dept Request	Dept Request Variance
Revenues						
20150 - Emergency Shelter						
Other Government Revenues						
35610 - Grant In Aid – Federal	134,219	464,482	152,080	106,341	55,000	-97,080
35500 - Other Government Revenues	134,219	464,482	152,080	106,341	55,000	-97,080
20150 - Emergency Shelter	134,219	464,482	152,080	106,341	55,000	-97,080
Total Revenues	134,219	464,482	152,080	106,341	55,000	-97,080
Expenditures						
20150 - Emergency Shelter						
Personal Services						
41100 - Salaries and Wages	5,061	33,628	-	1,084	32,406	32,406
41300 - Incentive	64	53	-	14	600	600
41620 - Unscheduled	749	-	-	-	-	-
41820 - Health Insurance	1,170	6,416	-	331	10,356	10,356
42300 - State Unemployment	40	20	-	1	74	74
42400 - Workers Compensation	5	-	-	-	-	-
42510 - Car Allowance	-	389	-	-	-	-
42550 - Communications Allowance	-	156	-	-	-	-
41900 - Life	3	12	-	1	41	41
42010 - Social Security - Medicare	81	467	-	15	479	479
42020 - Social Security - OASDI	348	1,995	-	66	2,046	2,046
42110 - TMRS	701	4,056	-	139	4,964	4,964
42115 - OPEB Funding	143	832	-	27	802	802
41000 - Personal Services	8,366	48,026	-	1,678	51,768	51,768
Supplies						
51110 - Office Expense	-	114	-	-	-	-
53250 - Project Utilities	-	78,396	-	8,696	-	-
51000 - Supplies	-	78,510	-	8,696	-	-
Contractual Services						
62000 - Professional	1,346	-	-	-	-	-
60000 - Contractual Services	1,346	-	-	-	-	-
Emergency Shelter Grant						
64520 - Another Chance House	24,007	121,903	-	-	-	-
64525 - CARES TDHCA Rental Asst	3,440	-	-	-	-	-
64530 - Martha's Home	92,628	211,151	-	40,000	55,000	55,000
64540 - SMALL BUSINESS RELIEF	4,433	-	-	-	-	-
64500 - Emergency Shelter Grant	124,508	333,054	-	40,000	55,000	55,000
Charges - Other						
77450 - Administrative Other	-	2,882	-	2,882	6,200	6,200
77000 - Charges Other	-	2,882	-	2,882	6,200	6,200
20150 - Emergency Shelter	134,219	462,470	-	53,256	112,968	112,968
Total Expenditures	134,219	462,470	-	53,256	112,968	112,968

2024-25 Employee Distribution by Position

Entity	20150 - Emergency Shelter
Scenario	Dept Req
Year	2024
Currency	USD

Code & Description	Count
CLR185--GRANT MONITOR	1.0
Totals	1.0

New Positions

Code and Description	Count	Pay Grade	Estimated Cost
-----------------------------	--------------	------------------	-----------------------

Eliminations

Code and Description	Count	Pay Grade	Estimated Cost
-----------------------------	--------------	------------------	-----------------------

City of Amarillo 2024 Department Request by Business Unit

20155 - Neighborhood Facilities



Description	2021 Actual	2022 Actual	2023 Budget	2023 Revised Estimate	2024 Dept Request	Dept Request Variance
Revenues						
20155 - Neighborhood Facilities						
Other Government Revenues						
35610 - Grant In Aid – Federal	-	295,975	387,641	472,361	372,361	-15,280
35500 - Other Government Revenues	-	295,975	387,641	472,361	372,361	-15,280
<hr/>						
20155 - Neighborhood Facilities	-	295,975	387,641	472,361	372,361	-15,280
<hr/>						
Total Revenues	-	295,975	387,641	472,361	372,361	-15,280
<hr/>						
Expenditures						
20155 - Neighborhood Facilities						
Contractual Services						
64700 - Neighborhood Facilities	-	-	387,641	186,181	186,180	-201,461
60000 - Contractual Services	-	-	387,641	186,181	186,180	-201,461
<hr/>						
CBDG						
64010 - CCTXP	-	-	3,000	-	-	-3,000
64020 - Family Support Services	-	-	-3,000	100,000	-	3,000
64180 - Amarillo Activity Youth Center	-	-	-	186,181	186,181	186,181
64000 - CBDG	-	-	-	286,181	186,181	186,181
<hr/>						
Neighborhood Facilities						
64713 - Morning Star	-	45,975	-	-	-	-
64719 - Warford Activity Center	-	-	-	-	-	-
64724 - Maverick Club	-	250,000	-	-	-	-
60000 - Contractual Services	-	295,975	-	-	-	-
<hr/>						
20155 - Neighborhood Facilities	-	295,975	387,641	472,362	372,361	-15,280
<hr/>						
Total Expenditures	-	295,975	387,641	472,362	372,361	-15,280

City of Amarillo 2024 Department Request by Business Unit

20165 - CARES Round 1



Description	2021 Actual	2022 Actual	2023 Budget	2023 Revised Estimate	2024 Dept Request	Dept Request Variance
Revenues						
20165 - CARES Round 1						
Revenue from Other Agencies						
35610 - Grant In Aid Federal	62,371	-	16,448	6,648	9,800	-6,648
35500 - Revenue from Other Agencies	62,371	-	16,448	6,648	9,800	-6,648
20165 - CARES Round 1	62,371	-	16,448	6,648	9,800	-6,648
Total Revenues	62,371	-	16,448	6,648	9,800	-6,648
Expenditures						
20165 - CARES Round 1						
Personal Services						
41100 - Salaries and Wages	28,986	-	-	3,592	-	-
41820 - Health Insurance	7,427	-	-	885	-	-
42300 - State Unemployment	962	-	-	-	-	-
41900 - Life	21	-	-	2	-	-
42010 - Social Security - Medicare	404	-	-	49	-	-
42020 - Social Security - OASDI	1,729	-	-	211	-	-
42110 - TMRS	3,441	-	-	441	-	-
42115 - OPEB Funding	704	-	-	87	-	-
41000 - Personal Services	43,674	-	-	5,267	-	-
CBDG						
64177 - Coming Home	18,697	-	16,448	6,648	-	-16,448
64000 - CBDG	18,697	-	16,448	6,648	-	-16,448
20165 - CARES Round 1	62,371	-	16,448	11,915	-	-16,448
Total Expenditures	62,371	-	16,448	11,915	-	-16,448

City of Amarillo 2024 Department Request by Business Unit

20180 - CARES Round 3



Description	2021 Actual	2022 Actual	2023 Budget	2023 Revised Estimate	2024 Dept Request	Dept Request Variance
Revenues						
20180 - CARES Round 3						
Other Government Revenues						
35610 - Grant In Aid – Federal	19,093	180,758	119,636	180,758	84,879	-34,757
35500 - Other Government Revenues	19,093	180,758	119,636	180,758	84,879	-34,757
<hr/>						
20180 - CARES Round 3	19,093	180,758	119,636	180,758	84,879	-34,757
<hr/>						
Total Revenues	19,093	180,758	119,636	180,758	84,879	-34,757
<hr/>						
Expenditures						
20180 - CARES Round 3						
Personal Services						
41100 - Salaries and Wages	13,311	106,128	113,925	47,898	60,050	-53,875
41820 - Health Insurance	2,779	30,169	25,890	8,668	10,356	-15,534
42300 - State Unemployment	100	1,064	185	133	74	-111
41900 - Life	8	65	103	22	41	-62
42010 - Social Security - Medicare	189	1,468	1,652	682	871	-781
42020 - Social Security - OASDI	806	6,279	7,063	2,915	3,723	-3,340
42110 - TMRS	1,577	12,579	16,974	6,580	9,031	-7,943
42115 - OPEB Funding	323	2,579	2,769	1,164	1,459	-1,310
41000 - Personal Services	19,093	160,331	168,561	68,062	85,605	-82,956
<hr/>						
Other Charges						
77450 - Administrative Other	-	10,232	23,469	10,232	10,206	-13,263
70000 - Other Charges	-	10,232	23,469	10,232	10,206	-13,263
<hr/>						
20180 - CARES Round 3	19,093	170,562	192,030	78,294	95,811	-96,219
<hr/>						
Total Expenditures	19,093	170,562	192,030	78,294	95,811	-96,219

2024-25 Employee Distribution by Position

Entity	20180 - CARES Round 3
Scenario	Dept Req
Year	2024
Currency	USD

Code & Description	Count
MGT010--CH PROGRAM COORDINATOR	1.00
Total	1.00

New Positions

Code and Description	Count	Pay Grade	Estimated Cost
-----------------------------	--------------	------------------	-----------------------

Eliminations

Code and Description	Count	Pay Grade	Estimated Cost
-----------------------------	--------------	------------------	-----------------------

City of Amarillo 2024 Department Request by Business Unit

20210 - Housing Assistance



Description	2021 Actual	2022 Actual	2023 Budget	2023 Revised Estimate	2024 Dept Request	Dept Request Variance
Revenues						
20210 - Housing Assistance						
Other Government Revenues						
35610 - Grant In Aid – Federal	862,239	988,899	1,569,096	988,899	1,586,919	17,823
35631 - Portables - Certificate	-	-	15,000	-	15,000	-
35500 - Other Government Revenues	862,239	988,899	1,584,096	988,899	1,601,919	17,823
Interest Earnings						
37110 - Interest Income	4,069	59,206	5,000	5,000	5,000	-
37109 - Interest Earnings	4,069	59,206	5,000	5,000	5,000	-
Miscellaneous Revenue						
37414 - HAP Fraud Recoveries	-	8,214	-	8,214	-	-
37400 - Miscellaneous Revenue	-	8,214	-	8,214	-	-
20210 - Housing Assistance	866,308	1,056,319	1,589,096	1,002,113	1,606,919	17,823
Total Revenues	866,308	1,056,319	1,589,096	1,002,113	1,606,919	17,823

Expenditures

20210 - Housing Assistance

Personal Services

41100 - Salaries and Wages	369,123	318,081	451,801	220,323	382,631	-69,170
41300 - Incentive	381	197	-	174	-	-
41500 - PFP	-	-	-1,260	-	-1,260	-
41620 - Unscheduled	-	25	-	1,140	-	-
41820 - Health Insurance	76,243	67,677	98,637	43,212	95,966	-2,671
42300 - State Unemployment	296	577	844	632	696	-148
42400 - Workers Compensation	309	243	1,441	1,441	1,441	-
42510 - Car Allowance	877	437	750	209	-	-750
42550 - Communications Allowance	351	175	300	84	-	-300
41900 - Life	242	201	433	139	385	-48
42010 - Social Security - Medicare	5,120	4,433	6,548	3,090	5,529	-1,019
42020 - Social Security - OASDI	21,891	18,957	27,997	13,172	23,644	-4,353
42110 - TMRS	44,331	37,792	67,285	29,614	57,309	-9,976
42115 - OPEB Funding	9,009	7,750	10,972	5,183	9,268	-1,704
41000 - Personal Services	528,173	456,545	665,748	318,413	575,609	-90,139

Supplies

51110 - Office Expense	28,397	17,577	35,000	18,000	26,000	-9,000
51000 - Supplies	28,397	17,577	35,000	18,000	26,000	-9,000

Contractual Services

61200 - Postage	21,028	18,874	10,000	24,000	10,000	-
61300 - Advertising	-	-	-	-	-	-
61400 - Dues	300	400	300	400	300	-
61410 - Tuition	-	4,865	-	-	-	-
62000 - Professional	68,524	62,171	59,500	140,000	59,500	-

City of Amarillo 2024 Department Request by Business Unit

20210 - Housing Assistance



Description	2021 Actual	2022 Actual	2023 Budget	2023 Revised Estimate	2024 Dept Request	Dept Request Variance
64810 - Housing Assistance Payme	-	9,281	-	-	-	-
69210 - Rental City Equipment	6,007	6,428	6,749	6,749	6,951	202
60000 - Contractual Services	95,858	102,019	76,549	171,149	76,751	202
Other Charges						
71100 - Insurance and Bonds	5,649	5,818	5,878	5,878	5,755	-123
75100 - Travel	654	12,614	1,000	3,717	10,000	9,000
75300 - Meals and Local	2,005	40	-	52	-	-
77450 - Administrative Other	223,153	112,691	147,280	112,691	128,630	-18,650
77610 - Information Technology - City	43,037	46,848	49,190	48,988	51,158	1,968
70000 - Other Charges	274,498	178,011	203,348	171,326	195,543	-7,805
20210 - Housing Assistance	926,926	754,152	980,645	678,888	873,903	-106,742
Total Expenditures	926,926	754,152	980,645	678,888	873,903	-106,742

2024-25 Employee Distribution by Position

Entity	20210 - Housing Assistance
Scenario	Dept Req
Year	2024
Currency	USD

Code & Description	Count
TRD085--INSPECTION LEAD	2.0
CLR150--ADMINISTRATIVE COORDINATOR	0.4
CLR400--ADMINISTRATIVE ASSISTANT I	1.0
CLR030--CASE WORKER	5.0
MGT140--HCV MANAGER HOUSING	1.0
Totals	9.4

New Positions

Code and Description	Count	Pay Grade	Estimated Cost
----------------------	-------	-----------	----------------

Eliminations

Code and Description	Count	Pay Grade	Estimated Cost
----------------------	-------	-----------	----------------

City of Amarillo 2024 Department Request by Business Unit

20230 - Housing Vouchers



Description	2021 Actual	2022 Actual	2023 Budget	2023 Revised Estimate	2024 Dept Request	Dept Request Variance
Revenues						
20230 - Housing Vouchers						
Fines and Forfeitures						
35217 - FSS Escrow Forfeitures	-	215	-	509	-	-
35000 - Fines and Forfeitures	-	215	-	509	-	-
Other Government Revenues						
35610 - Grant In Aid – Federal	9,027,533	9,270,831	10,490,998	11,314,684	10,490,998	-
35500 - Other Government Revenues	9,027,533	9,270,831	10,490,998	11,314,684	10,490,998	-
Miscellaneous Revenue						
37414 - HAP Fraud Recoveries	39,779	35,697	35,000	10,000	35,000	-
37400 - Miscellaneous Revenue	39,779	35,697	35,000	10,000	35,000	-
20230 - Housing Vouchers	9,067,312	9,306,743	10,525,998	11,325,193	10,525,998	-
Total Revenues	9,067,312	9,306,743	10,525,998	11,325,193	10,525,998	-
Expenditures						
20230 - Housing Vouchers						
Contractual Services						
64810 - Housing Assistance Payme	9,290,770	9,415,667	10,508,998	9,723,700	10,508,998	-
60000 - Contractual Services	9,290,770	9,415,667	10,508,998	9,723,700	10,508,998	-
Other Charges						
71250 - Paid Claims	-	-	-	-	-	-
77460 - Admin Other Governments	964	-	-	-	-	-
71100 - Insurance and Bonds	16,586	16,761	17,000	16,905	17,000	-
70000 - Other Charges	17,550	16,761	17,000	16,905	17,000	-
20230 - Housing Vouchers	9,308,320	9,432,428	10,525,998	9,740,605	10,525,998	-
Total Expenditures	9,308,320	9,432,428	10,525,998	9,740,605	10,525,998	-

City of Amarillo 2024 Department Request by Business Unit

20240 - SRO Rehab



Description	2021 Actual	2022 Actual	2023 Budget	2023 Revised Estimate	2024 Dept Request	Dept Request Variance
Revenues						
20240 - SRO Rehab						
Other Government Revenues						
35610 - Grant In Aid – Federal	279,639	-	-	-	-	-
35500 - Other Government Revenues	279,639	-	-	-	-	-
<hr/>						
20240 - SRO Rehab	279,639	-	-	-	-	-
<hr/>						
Total Revenues	279,639	-	-	-	-	-
Expenditures						
20240 - SRO Rehab						
Personal Services						
41100 - Salaries and Wages	—	-	-	-	-	-
41300 - Incentive	—	-	-	-	-	-
41620 - Unscheduled	—	-	-	-	-	-
41820 - Health Insurance	—	-	-	-	-	-
42400 - Workers Compensation	—	-	-	-	-	-
42510 - Car Allowance	—	-	-	-	-	-
42550 - Communications Allowance	—	-	-	-	-	-
41900 - Life	—	-	-	-	-	-
42010 - Social Security - Medicare	—	-	-	-	-	-
42020 - Social Security - OASDI	—	-	-	-	-	-
42110 - TMRS	—	-	-	-	-	-
42115 - OPEB Funding	—	-	-	-	-	-
41000 - Personal Services	—	-	-	-	-	-
Supplies						
51110 - Office Expense	—	-	-	-	-	-
51000 - Supplies	—	-	-	-	-	-
Contractual Services						
62000 - Professional	—	-	-	-	-	-
60000 - Contractual Services	—	-	-	-	-	-
Other Charges						
77450 - Administrative Other	—	-	-	-	-	-
70000 - Other Charges	—	-	-	-	-	-
<hr/>						
20240 - SRO Rehab	-	-	-	-	-	-
<hr/>						
Total Expenditures	—	-	-	-	-	-

City of Amarillo 2024 Department Request by Business Unit

20250 - 5 YEAR MAINSTREAM VOUCHER PROG



Description	2021 Actual	2022 Actual	2023 Budget	2023 Revised Estimate	2024 Dept Request	Dept Request Variance
Revenues						
20250 - 5 YEAR MAINSTREAM VOUCHER PROG						
Other Government Revenues						
35610 - Grant In Aid – Federal	1,084,816	871,866	-	1,098,458	-	-
35500 - Other Government Revenues	1,084,816	871,866	-	1,098,458	-	-
Miscellaneous Revenue						
37414 - HAP Fraud Recoveries	-	221	-	126	-	-
37400 - Miscellaneous	-	221	-	126	-	-
20250 - 5 YEAR MAINSTREAM VOUCHER PROG	1,084,816	872,087	-	1,098,584	-	-
Total Revenues	1,084,816	872,087	-	1,098,584	-	-
Expenditures						
20250 - 5 YEAR MAINSTREAM VOUCHER PROG						
Personal Services						
41100 - Salaries and Wages	-	39,453	-	124,704	-	-
41820 - Health Insurance	-	11,390	-	38,602	-	-
43200 - State Unemployment	-	12	-	9	-	-
41900 - Life	-	23	-	87	-	-
42010 - Social Security - Medicare	-	531	-	1,700	-	-
42020 - Social Security - OASDI	-	2,269	-	7,271	-	-
42110 - TMRS	-	4,675	-	17,278	-	-
42115 - OPEB Funding	-	959	-	2,995	-	-
41000 - Personal Services	-	59,312	-	192,646	-	-
Contractual Services						
64810 - Housing Assistance Payme	903,389	821,083	-	807,834	-	-
60000 - Contractual Services	903,389	821,083	-	807,834	-	-
20250 - 5 YEAR MAINSTREAM VOUCHER PROG	903,389	880,395	-	1,000,480	-	-
Total Expenditures	903,389	880,395	-	1,000,480	-	-

City of Amarillo 2024 Department Request by Business Unit

20265 - HOUSING EHV



Description	2021 Actual	2022 Actual	2023 Budget	2023 Revised Estimate	2024 Dept Request	Dept Request Variance
Revenues						
20265 - HOUSING EHV						
Other Government Revenues						
35610 - Grant In Aid – Federal	119,420	198,960	-	198,960	-	-
35500 - Other Government Revenues	119,420	198,960	-	198,960	-	-
<hr/>						
20265 - HOUSING EHV	119,420	198,960	-	198,960	-	-
<hr/>						
Total Revenues	119,420	198,960	-	198,960	-	-
Expenditures						
20265 - HOUSING EHV						
Personal Services						
41100 - Salaries and Wages	13,048	13,851	-	3,928	-	-
41300 - Incentive	241	65	-	-	-	-
41820 - Health Insurance	3,987	4,098	-	1,281	-	-
42300 - State Unemployment	21	7	-	-	-	-
42400 - Workers Compensation	1	-	-	-	-	-
41900 - Life	10	9	-	3	-	-
42010 - Social Security - Medicare	186	189	-	52	-	-
42020 - Social Security - OASDI	795	809	-	222	-	-
42110 - TMRS	1,587	1,649	-	557	-	-
42115 - OPEB Funding	323	338	-	95	-	-
41000 - Personal Services	20,199	21,015	-	6,138	-	-
Contractual Services						
64810 - Housing Assistance Payme	152,206	168,850	-	171,240	-	-
60000 - Contractual Services	152,206	168,850	-	171,240	-	-
<hr/>						
20265 - HOUSING EHV	172,405	189,865	-	177,378	-	-
<hr/>						
Total Expenditures	172,405	189,865	-	177,378	-	-

City of Amarillo 2024 Department Request by Business Unit

20310 - Home Administration



Description	2021 Actual	2022 Actual	2023 Budget	2023 Revised Estimate	2024 Dept Request	Dept Request Variance
Revenues						
20310 - Home Administration						
Other Government Revenues						
35610 - Grant In Aid – Federal	69,644	82,756	87,344	86,523	69,792	-17,552
35615 - Program Income	-	-	-	-	-	-
35500 - Other Government Revenues	69,644	82,756	87,344	86,523	69,792	-17,552
20310 - Home Administration	69,644	82,756	87,344	86,523	69,792	-17,552
Total Revenues	69,644	82,756	87,344	86,523	69,792	-17,552
Expenditures						
20310 - Home Administration						
Personal Services						
41100 - Salaries and Wages	34,637	47,561	45,469	40,214	39,473	-5,996
41300 - Incentive	5	-	150	42	-	-150
41820 - Health Insurance	316	10,669	12,945	10,940	10,874	-2,071
42300 - State Unemployment	86	46	111	67	77	-34
42400 - Workers Compensation	21	29	104	104	104	-
42510 - Car Allowance	-	224	-	11	-	-
42550 - Communications Allowance	-	101	-	5	-	-
41900 - Life	27	28	52	27	44	-8
42010 - Social Security - Medicare	501	667	662	563	572	-90
42020 - Social Security - OASDI	2,144	2,853	2,829	2,409	2,447	-382
42110 - TMRS	4,140	5,674	6,797	5,534	5,937	-860
42115 - OPEB Funding	842	1,164	1,108	979	959	-149
41000 - Personal Services	42,719	69,016	70,227	60,895	60,487	-9,740
Supplies						
51110 - Office Expense	139	1,858	-	10,019	1,184	1,184
51000 - Supplies	139	1,858	-	10,019	1,184	1,184
Contractual Services						
61300 - Advertising	-	970	-	-	-	-
62000 - Professional	10,604	827	2,871	2,000	-	-2,871
60000 - Contractual Services	10,604	1,796	2,871	2,000	-	-2,871
Other Charges						
71100 - Insurance and Bonds	565	582	588	588	639	51
75100 - Travel	1,617	-	-	5,000	-	-
77450 - Administrative Other	10,547	4,235	9,779	4,235	7,224	-2,555
77610 - Information Technology - City	3,452	3,694	3,879	3,786	4,034	155
70000 - Other Charges	16,181	8,511	14,246	13,609	11,897	-2,349
20310 - Home Administration	69,644	81,182	87,344	86,523	73,568	-13,776
Total Expenditures	69,644	81,182	87,344	86,523	73,568	-13,776

2024-25 Employee Distribution by Position

Entity	20310 - Home Administration
Scenario	Dept Req
Year	2024
Currency	USD

Code & Description	Count
CLR185--GRANT MONITOR	0.80
MGT150 - GRANT MANAGER	0.25
Totals	1.05

New Positions

Code and Description	Count	Pay Grade	Estimated Cost
-----------------------------	--------------	------------------	-----------------------

Eliminations

Code and Description	Count	Pay Grade	Estimated Cost
-----------------------------	--------------	------------------	-----------------------

City of Amarillo 2024 Department Request by Business Unit

20315 - Home Match



Description	2021 Actual	2022 Actual	2023 Budget	2023 Revised Estimate	2024 Dept Request	Dept Request Variance
Revenues						
20315 - Home Match						
Operating Transfers In						
39110 - Tsf in fr General Fund	21,217	147,071	156,271	156,271	286,271	130,000
39100 - Operating Transfers In	21,217	147,071	156,271	156,271	286,271	130,000
20315 - Home Match	21,217	147,071	156,271	156,271	286,271	130,000
Total Revenues	21,217	147,071	156,271	156,271	286,271	130,000
Expenditures						
20315 - Home Match						
Personal Services						
41100 - Salaries and Wages	12,297	77,409	86,785	75,065	145,201	58,416
41300 - Incentive	386	92	-	147	-	-
41620 - Unscheduled	-	5,526	-	-	-	-
41820 - Health Insurance	1,600	16,254	17,169	12,909	17,788	619
42300 - State Unemployment	-	70	114	67	155	41
42400 - Workers Compensation	12	-	-	-	-	-
42510 - Car Allowance	-	502	750	220	1,500	750
42550 - Communications Allowance	-	201	300	88	600	300
41900 - Life	3	37	57	35	86	29
42010 - Social Security - Medicare	172	1,157	1,274	1,052	2,135	861
42020 - Social Security - OASDI	735	4,947	5,447	4,500	9,133	3,686
42110 - TMRS	1,503	9,922	13,086	10,515	22,153	9,067
42115 - OPEB Funding	308	2,034	2,134	1,841	3,579	1,445
41000 - Personal Services	17,015	118,152	127,116	106,439	202,330	75,214
Supplies	-	-	-	-	-	-
51110 - Office Expense	-	5,152	-	7,345	7,000	7,000
51000 - Supplies	-	5,152	-	7,345	7,000	7,000
Contractual Services	-	-	-	-	-	-
62000 - Professional	-	1,470	-	9,700	3,029	3,029
60000 - Contractual Services	-	1,470	-	9,700	3,029	3,029
Other Charges	-	-	-	-	-	-
75100 - Travel	-	13,479	10,094	25,000	10,000	-94
75300 - Meals and Local	-	1,728	1,379	700	2,000	621
77450 - Administrative Other	4,201	7,089	17,682	7,089	24,840	7,158
70000 - Other Charges	4,201	22,296	29,155	32,789	36,840	7,685
20315 - Home Match	21,217	147,071	156,271	156,273	249,199	92,928
Total Expenditures	21,217	147,071	156,271	156,273	249,199	92,928

2024-25 Employee Distribution by Position

Entity	20315 - General Fund Match
Scenario	Dept Req
Year	2024
Currency	USD

Code & Description	Count
ADM502-COMMUNITY DEVELOPMENT ADMINISTRATOR	0.5
ADM560--ASST COMM DEVELOPMENT DIRECTOR	0.5
CLR185--GRANT MONITOR	1.0
CLR150--ADMINISTRATIVE COORDINATOR	0.1
Totals	2.1

New Positions

Code and Description	Count	Pay Grade	Estimated Cost
-----------------------------	--------------	------------------	-----------------------

Eliminations

Code and Description	Count	Pay Grade	Estimated Cost
-----------------------------	--------------	------------------	-----------------------

City of Amarillo 2024 Department Request by Business Unit

20320 - Home Projects



Description	2021 Actual	2022 Actual	2023 Budget	2023 Revised Estimate	2024 Dept Request	Dept Request Variance
Revenues						
20320 - Home Projects						
Other Government Revenues						
35610 - Grant In Aid – Federal	204,136	757,808	778,706	1,044,005	713,744	-64,962
35615 - Program Income	19,826	106,233	-	-	-	-
35500 - Other Government Revenues	223,962	864,041	778,706	1,044,005	713,744	-64,962
Grant Funding						
35616 - HP Recaptured funds	935	767	-	50	-	-
35600 - Grant Funding	935	767	-	50	-	-
Operating Transfers In						
39110 - Tsf In fr General Fund	8,521	-	-	-	-	-
39100 - Operating Transfers In	8,521	-	-	-	-	-
20320 - Home Projects	233,417	864,808	778,706	1,044,055	713,744	-64,962
Total Revenues	233,417	864,808	778,706	1,044,055	713,744	-64,962
Expenditures						
20320 - Home Projects						
Contractual Services						
64900 - Home Projects	-	-	-	-	-	-
64913 - CHDO Admin	32,000	62,813	32,000	43,261	43,261	11,261
64914 - CHDO	32,343	81,484	129,785	129,784	129,784	-1
64922 - Housing Rehab Assistance	169,074	700,205	616,921	871,010	540,699	-76,222
60000 - Contractual Services	233,417	844,502	778,706	1,044,055	713,744	-64,962
Operating Transfers						
92005 - General Fund	-	8,521	-	-	-	-
92000 - Operating Transfers	-	8,521	-	-	-	-
20320 - Home Projects	233,417	853,022	778,706	1,044,055	713,744	-64,962
Total Expenditures	233,417	853,022	778,706	1,044,055	713,744	-64,962

**City of Amarillo 2024 Department Request by
Business Unit
20335 - HOME - ARP Admin**



Description	2021 Actual	2022 Actual	2023 Budget	2023 Revised Estimate	2024 Dept Request	Dept Request Variance
Revenues						
20335 - HOME ARP Admin						
Revenue from Other Agencies						
35610 - Grant In Aid Federal	-	-	67,636	8,000	56,457	-11,179
35500 - Revenue from Other Agenceis	-	-	67,636	8,000	56,457	-11,179
20335 - HOME - ARP Admin	-	-	67,636	8,000	56,457	-11,179
Total Revenues	-	-	67,636	8,000	56,457	-11,179
Expenditures						
20335 - HOME - ARP -Admin						
Personal Services						
41100 - Salaries and Wages	-	-	33,359	1,203	22,332	-11,027
41820 - Health Insurance	-	-	-	-	-	-
42300 - State Unemployment	-	-	143	-	41	-102
41900 - Life	-	-	41	1	22	-19
42010 - Social Security - Medicare	-	-	484	17	324	-160
42020 - Social Security - OASDI	-	-	2,068	72	1,385	-683
42110 - TMRS	-	-	4,970	179	3,359	-1,611
42115 - OPEB Funding	-	-	811	29	543	-268
41000 - Personal Service	-	-	41,876	1,856	33,702	-8,174
General Supplies						
51110 - Office Expense	-	-	20,000	6,144	12,000	-8,000
51100 - General Supplies	-	-	20,000	6,144	12,000	-8,000
Program Expenses						
74000 - Printing and Binding	-	-	5,760	-	1,341	-4,419
78500 - Program Expense	-	-	5,760	-	6,341	-4,419
Other Charges						
75100 - Travel	-	-	-	-	5,610	5,610
77450 - Administrative Other	-	-	-	-	-	-
70000 - Other Charges	-	-	-	-	5,610	5,610
20335 - HOME - ARP Admin	-	-	67,636	8,000	52,043	-15,593
Total Expenditures	-	-	67,636	8,000	52,043	-15,593

2024-25 Employee Distribution by Position

Entity	20335 - HOME-ARP Admin
Scenario	Dept Req
Year	2024
Currency	USD

Code & Description	Count
CLR185--GRANT MONITOR	0.55
Totals	0.55

New Positions

Code and Description	Count	Pay Grade	Estimated Cost
-----------------------------	--------------	------------------	-----------------------

Eliminations

Code and Description	Count	Pay Grade	Estimated Cost
-----------------------------	--------------	------------------	-----------------------

City of Amarillo 2024 Department Request by Business Unit

20340 - HOME-ARP Project



Description	2021 Actual	2022 Actual	2023 Budget	2023 Revised Estimate	2024 Dept Request	Dept Request Variance
Revenues						
20340 - HOME-ARP Project						
Construction Participations						
35465 - Capital Contributions	-	-	1,054,860	-	909,115	-145,745
35300 - Construction Participations	-	-	1,054,860	-	909,115	-145,745
<hr/>						
20340 - HOME-ARP Project	-	-	1,054,860	-	909,115	-145,745
<hr/>						
Total Revenues	-	-	1,054,860	-	909,115	-145,745
Expenditures						
20340 - HOME-ARP Project						
Personal Services						
41100 - Salaries and Wages	-	-	210,500	-	497,749	287,249
41300 - Incentive	-	-	-	-	1,800	1,800
41820 - Health Insurance	-	-	-	-	136,090	136,090
42300 - State Unemployment	-	-	-	-	901	901
41900 - Life	-	-	-	-	499	499
42010 - Social Security - Medicare	-	-	-	-	7,240	7,240
42020 - Social Security - OASDI	-	-	-	-	30,974	30,974
42110 - TMRS	-	-	-	-	75,132	75,132
42115 - OPEB Funding	-	-	-	-	12,137	12,137
41000 - Personal Service	-	-	210,500	-	762,522	552,022
General Supplies						
51110 - Office Expense	-	-	10,000	-	-	-10,000
51100 - General Supplies	-	-	10,000	-	-	-10,000
Contractual Services						
62000 - Professional	-	-	30,000	-	-	-30,000
60000 - Contractual Services	-	-	30,000	-	-	-30,000
Other Charges						
74100 - Community Outreach	-	-	100,000	-	130,226	30,226
77450 - Administrative Other	-	-	-	-	50,293	50,293
70000 - Other Charges	-	-	100,000	-	180,519	80,519
Operating Transfers						
92010 - Other Grant Funds	-	-	553,732	-	-	-553,732
92205 - Trf to 2470	-	-	150,628	-	-	-150,628
92000 - Operating Transfer	-	-	704,360	-	-	-704,360
<hr/>						
20340 - HOME-ARP Project	-	-	1,054,860	-	943,041	-111,819
<hr/>						
Total Expenditures	-	-	1,054,860	-	943,041	-111,819

2024-25 Employee Distribution by Position

Entity	20340 - HOME-ARP Project
Scenario	Dept Req
Year	2024
Currency	USD

Code & Description	Count
PRF175--HOUSING NAVIGATOR	2.00
MGT017--CH PEER SUPPORT LEAD	1.00
PRF705 - CASE MANAGER	5.17
CLR575--PEER SUPPORT SPECIALIST	4.00
Totals	12.17

New Positions

Code and Description	Count	Pay Grade	Estimated Cost
-----------------------------	--------------	------------------	-----------------------

Eliminations

Code and Description	Count	Pay Grade	Estimated Cost
-----------------------------	--------------	------------------	-----------------------

City of Amarillo 2024 Department Request by Business Unit

20350 - Transformation Park



Description	2021 Actual	2022 Actual	2023 Budget	2023 Revised Estimate	2024 Dept Request	Dept Request Variance
Revenues						
20350 - Transformation Park						
Construction Participations						
35465 - Capital Contributions	-	-	167,004	-	167,004	-
35300 - Construction Participations	-	-	167,004	-	167,004	-
Contract Income						
36522 - City Contract Income	-	-	180,000	-	180,000	-
36520 - Contract Income	-	-	180,000	-	180,000	-
Operating Transfers In						
39350 - Tsf in from Gen Construc	-	362,561	-	362,561	-	-
39100 - Operating Transfers in	-	362,561	-	362,561	-	-
20350 - Transformation Park	-	362,561	347,004	362,561	347,004	-
Total Revenues	-	362,561	347,004	362,561	347,004	-
Expenditures						
20350 - Transformation Park						
Personal Services						
41100 - Salaries and Wages	-	-	131,112	-	131,112	-
41820 - Health Insurance	-	-	12,240	-	12,240	-
42300 - State Unemployment	-	-	48	-	48	-
42400 - Workers Compensation	-	-	5,335	-	5,335	-
41900 - Life	-	-	24	-	24	-
42010 - Social Security - Medicare	-	-	1,896	-	1,896	-
42020 - Social Security - OASDI	-	-	8,124	-	8,124	-
42110 - TMRS	-	-	15,540	-	15,540	-
42115 - OPEB Funding	-	-	3,192	-	3,192	-
41000 - Personal Service	-	-	-	-	177,511	-
General Supplies						
51110 - Office Expense	-	-	11,796	-	11,796	-
51950 - Minor Office Equipment	-	-	19,500	-	-	-19,500
51100 - General Supplies	-	-	31,296	-	11,796	-19,500
Contractual Services						
61200 - Postage	-	-	504	-	504	-
61300 - Advertising	-	-	996	-	996	-
61400 - Dues	-	-	996	-	996	-
62000 - Professional	-	180,000	24,996	180,000	24,996	-
63140 - Audit Fee	-	-	5,004	-	5,004	-
60000 - Contractual Services	-	180,000	32,496	180,000	32,496	-
Program Expenses						
74000 - Printing and Binding	-	-	2,496	-	2,496	-
75100 - Travel	-	-	3,000	-	3,000	-

75300 - Meals and Local	-	-	12,000	-	12,000	-
78540 - Appreciation Lunches	-	-	12,000	-	12,000	-
78535 - Program Expense - Job Training	-	-	7,500	-	7,500	-
78500 - Program Expense	-	-	36,996	-	36,996	-
20350 - Transformation Park	-	362,561	278,299	362,561	258,799	-19,500
Land Acquisition						
81100 - Land Acquisition Cost						
81000 - Land Acquisition						
Total Expenditures	-	362,561	278,299	362,561	258,799	-19,500

City of Amarillo 2024 Department Request by Business Unit

20400 - SHELTER PLUS CARE



Description	2021 Actual	2022 Actual	2023 Budget	2023 Revised Estimate	2024 Dept Request	Dept Request Variance
Revenues						
20400 - SHELTER PLUS CARE						
Other Government Revenues						
35610 - Grant In Aid – Federal	57,763	74,717	76,849	56,160	60,852	(15,997)
35500 - Other Government Revenues	57,763	74,717	76,849	56,160	60,852	(15,997)
<hr/>						
20400 - SHELTER PLUS CARE	57,763	74,717	76,849	56,160	60,852	(15,997)
<hr/>						
Total Revenues	57,763	74,717	76,849	56,160	60,852	(15,997)
<hr/>						
Expenditures						
20400 - SHELTER PLUS CARE						
Personal Services						
41100 - Salaries and Wages	927	1,362	2,053	622	684	(1,369)
41820 - Health Insurance	267	399	-	173	-	-
42300 - State Unemployment	-	2	-	-	-	-
42400 - Workers Compensation	2	2	-	-	-	-
41900 - Life	-	1	-	-	-	-
42010 - Social Security - Medicare	12	18	-	8	-	-
42020 - Social Security - OASDI	52	75	-	34	-	-
42110 - TMRS	115	161	-	74	-	-
42115 - OPEB Funding	23	33	-	15	-	-
41000 - Personal Services	1,397	2,053	2,053	926	684	(1,369)
Contractual Services						
64810 - Housing Assistance Payme	56,365	72,287	74,796	55,234	60,168	(14,628)
60000 - Contractual Services	56,365	72,287	74,796	55,234	60,168	(14,628)
<hr/>						
20400 - SHELTER PLUS CARE	57,762	74,340	76,849	56,160	60,852	(15,997)
<hr/>						
Total Expenditures	57,762	74,340	76,849	56,160	60,852	(15,997)

City of Amarillo 2024 Department Request by Business Unit

20450 - HSS - ADMIN



Description	2021 Actual	2022 Actual	2023 Budget	2023 Revised Estimate	2024 Dept Request	Dept Request Variance
Revenues						
20450 - HSS - Admin						
Other Government Revenues						
35610 - Grant In Aid – Federal	12,772	55,660	41,117	55,660	—	(41,117)
35500 - Other Government Revenues	12,772	55,660	41,117	55,660	-	(41,117)
<hr/>						
20400 - SHELTER PLUS CARE	12,772	55,660	41,117	55,660	-	(41,117)
<hr/>						
Total Revenues	12,772	55,660	41,117	55,660	-	(41,117)
<hr/>						
Expenditures						
20450 - HSS - Admin						
Supplies						
51110 - Office Expense	12,772	6,228	-	1,262	-	-
51000 - Supplies	-	-	9,105	-	-	(9,105)
51100 - Supplies	12,772	6,228	9,105	1,262	-	(9,105)
<hr/>						
Contractual Services						
60000 - Contractual Services	-	-	6,000	-	-	(6,000)
69210 - Rental Center Equipment	-	20,779	25,174	25,174	-	(25,174)
60000 - Contractual Services	-	20,779	31,174	25,174	-	(31,174)
<hr/>						
Other Charges						
77450 - Administrative Other	-	27,856	-	27,856	-	-
77610 - Information Technology - City	-	798	838	1,368	-	(838)
70000 - Other Charges	-	28,654	838	29,224	-	(838)
<hr/>						
20450 -HSS - Admin	12,772	55,660	41,117	55,660	-	(41,117)
<hr/>						
Total Expenditures	12,772	55,660	41,117	55,660	-	(41,117)

City of Amarillo 2024 Department Request by Business Unit

20451 - HSS-OUTREACH



Description	2021 Actual	2022 Actual	2023 Budget	2023 Revised Estimate	2024 Dept Request	Dept Request Variance
Revenues						
20451 - Coming Home Project						
Other Government Revenues						
35610 - Grant In Aid – Federal	7,942	60,118	48,611	78,740	-	-48,611
35500 - Other Government Revenues	7,942	60,118	48,611	78,740	-	-48,611
Operating Transfers In						
39110 - Tsf In fr General Fund	-	-	-	-	-	-
39131 - Tsf In fr Home	-	-	9,338	-	-	-9,338
39100 - Operating Transfers In	-	-	9,338	-	-	-9,338
20451 - Coming Home Project	7,942	60,118	57,949	78,740	-	-57,949
Total Revenues	7,942	60,118	57,949	78,740	-	-57,949
Expenditures						
20451 - Coming Home Project						
Personal Services						
41100 - Salaries and Wages	5,706	43,452	37,883	46,034	-	-37,883
41620 - Unscheduled	-	-	-	40	-	-
41820 - Health Insurance	992	4,512	10,356	13,876	-	-10,356
42300 - State Unemployment	-	621	74	518	-	-74
42400 - Workers Compensation	-	-	131	131	-	-131
41900 - Life	3	26	41	46	-	-41
42010 - Social Security - Medicare	81	613	549	1,067	-	-549
42020 - Social Security - OASDI	345	2,623	2,349	4,561	-	-2,349
42110 - TMRS	676	5,149	5,645	10,597	-	-5,645
42115 - OPEB Funding	139	1,056	921	1,869	-	-921
41000 - Personal Services	7,942	58,051	57,949	78,739	-	-57,949
Charges Other						
77450 - Administrative Other	-	-	-	-	-	-
77000 - Charges Other	-	-	-	-	-	-
20451 - Coming Home Project	7,942	58,051	57,949	78,739	-	-57,949
Total Expenditures	7,942	58,051	57,949	78,739	-	-57,949

City of Amarillo 2024 Department Request by Business Unit

20452 - HSS-Housing Navigation



Description	2021 Actual	2022 Actual	2023 Budget	2023 Revised Estimate	2024 Dept Request	Dept Request Variance
Revenues						
20452 - Coming Home Project						
Other Government Revenues						
35610 - Grant In Aid – Federal	5,494	91,855	129,427	145,759	-	-129,427
35500 - Other Government Revenues	5,494	91,855	129,427	145,759	-	-129,427
<hr/>						
20452 - Coming Home Project	5,494	91,855	129,427	145,759	-	-129,427
<hr/>						
Total Revenues	5,494	91,855	129,427	145,759	-	-129,427
Expenditures						
20452 - Coming Home Project						
Personal Services						
41100 - Salaries and Wages	3,666	60,437	86,097	106,896	-	-86,097
41300 - Incentive	-	501	600	586	-	-600
41820 - Health Insurance	1,030	15,414	20,712	19,338	-	-20,712
42300 - State Unemployment	-	1,611	148	133	-	-148
42400 - Workers Compensation	-	-	131	131	-	-131
41900 - Life	3	38	82	48	-	-82
42010 - Social Security - Medicare	51	847	1,257	1,090	-	-1,257
42020 - Social Security - OASDI	220	3,620	5,375	4,660	-	-5,375
42110 - TMRS	434	7,221	12,918	10,994	-	-12,918
42115 - OPEB Funding	89	1,481	2,107	1,884	-	-2,107
41000 - Personal Services	5,494	91,169	129,427	145,760	-	-129,427
<hr/>						
Charges - Other						
77450 - Administrative Other	-	-	-	-	-	-
77000 -Charges - Other	-	-	-	-	-	-
<hr/>						
20452 - Coming Home Project	5,494	91,169	129,427	145,760	-	-129,427
<hr/>						
Total Expenditures	5,494	91,169	129,427	145,760	-	-129,427

**City of Amarillo 2024 Department Request by
Business Unit
20453 - HSS-Social Services**



Description	2021 Actual	2022 Actual	2023 Budget	2023 Revised Estimate	2024 Dept Request	Dept Request Variance
Revenues						
20453 - HSS - Social Services						
Other Government Revenues						
35610 - Grant In Aid – Federal	842	312,299	472,807	523,232	—	(472,807)
35500 - Other Government Revenues	842	312,299	472,807	523,232	-	(472,807)
Operating Transfers In						
39131 - Tsf In fr Home	-	-	152,815	-	-	(152,815)
39100 - Operating Transfers In	-	-	152,815	-	-	(152,815)
20453 - HSS - Social Services	842	312,299	625,622	523,232	—	(625,622)
Total Revenues	842	312,299	625,622	523,232	—	(625,622)
Expenditures						
20453 - HSS - Social Services						
Personal Services						
41100 - Salaries and Wages	656	204,679	415,476	328,186	-	-415,476
41300 - Incentive	-	117	-	2,520	-	-
41820 - Health Insurance	-	50,401	103,848	95,330	-	-103,848
42300 - State Unemployment	41	5,534	886	930	-	-886
42400 - Workers Compensation	-	2	1,216	1,216	-	-1,216
41900 - Life	-	135	410	242	-	-410
42010 - Social Security - Medicare	10	2,753	6,023	5,441	—	-6,023
42020 - Social Security - OASDI	41	11,772	25,761	23,335	—	-25,761
42110 - TMRS	78	24,270	61,906	56,328	—	-61,906
42115 - OPEB Funding	16	4,977	10,096	9,701	—	-10,096
41620 - Unscheduled	-	11	-	3	-	-
41000 - Personal Services	842	304,651	625,622	523,232	-	-625,622
Charges - Other						
77450 - Administrative Other	-	-	-	-	-	-
77000 - Charges Other	-	-	-	-	-	-
20453 - HSS - Social Services	842	304,651	625,622	523,232	-	-625,622
Total Expenditures	842	304,651	625,622	523,232	-	-625,622

City of Amarillo 2024 Department Request by Business Unit

20500 - COC - Planning



Description	2021 Actual	2022 Actual	2023 Budget	2023 Revised Estimate	2024 Dept Request	Dept Request Variance
Revenues						
20500 - COC - Planning						
Other Government Revenues						
35610 - Grant In Aid – Federal	14,243	52,912	35,882	39,561	41,540	5,658
35500 - Other Government Revenues	14,243	52,912	35,882	39,561	41,540	5,658
20500 - COC - Planning	14,243	52,912	35,882	39,561	41,540	5,658
Total Revenues	14,243	52,912	35,882	39,561	41,540	5,658
Expenditures						
20500 - COC - Planning						
Personal Services						
41100 - Salaries and Wages	-	20,518	21,840	21,312	20,673	-1,167
41300 - Incentive	-	30	-	166	-	-
41820 - Health Insurance	-	4,219	5,178	4,538	5,178	-
42300 - State Unemployment	-	7	37	-	38	1
42400 - Workers Compensation	-	34	-	-	-	-
42510 - Car Allowance	-	159	-	-	-	-
42550 - Communications Allowance	-	63	-	-	-	-
41900 - Life	-	9	21	12	19	-2
42010 - Social Security - Medicare	-	285	317	301	300	-17
42020 - Social Security - OASDI	-	1,218	1,354	1,288	1,281	-73
42110 - TMRS	-	2,461	3,254	3,036	3,108	-146
42115 - OPEB Funding	-	505	531	524	503	-28
41000 - Personal Services	-	29,507	32,532	31,177	31,100	-1,432
Supplies						
51110 - Office Expense	1,811	1,333	-	-	-	-
51000 - Supplies	1,811	1,333	-	-	-	-
Contractual Services						
62000 - Professional	1,715	4,500	3,350	2,000	131	-3,219
60000 - Contractual Services	1,715	4,500	3,350	2,000	131	-3,219
Other Charges						
75100 - Travel	10,346	17,572	-	6,086	10,621	10,621
75300 - Meals and Local	371	-	-	300	300	300
77450 - Administrative Other	-	-	-	-	3,717	3,717
70000 - Other Charges	10,717	17,572	-	6,386	14,638	14,638
20500 - COC - Planning	14,243	52,912	35,882	39,563	45,869	9,987
Total Expenditures	14,243	52,912	35,882	39,563	45,869	9,987

2024-25 Employee Distribution by Position

Entity	20500 - COC - Planning
Scenario	Dept Req
Year	2024
Currency	USD

Code & Description	Count
MGT150 - GRANT MANAGER	0.5
Totals	0.5

New Positions

Code and Description	Count	Pay Grade	Estimated Cost
-----------------------------	--------------	------------------	-----------------------

Eliminations

Code and Description	Count	Pay Grade	Estimated Cost
-----------------------------	--------------	------------------	-----------------------

City of Amarillo 2024 Department Request by Business Unit

20650 - Coming Home Project



Description	2021 Actual	2022 Actual	2023 Budget	2023 Revised Estimate	2024 Dept Request	Dept Request Variance
Revenues						
20650 - Coming Home Project						
Other Government Revenues						
35610 - Grant In Aid – Federal	-	-	-	-	-	-
35500 - Other Government Revenues	-	-	-	-	-	-
Miscellaneous Revenue						
37420 - Donations	2,429	2,500	5,000	2,500	5,000	-
37400 - Miscellaneous Revenue	2,429	2,500	5,000	2,500	5,000	-
Operating Transfers In						
39110 - Tsf In fr General Fund	168,224	168,219	168,224	168,224	168,224	-
39130 - Tsf In fr CDBG	-	-	-	-	122,118	122,118
39131 - Tsf In fr Home	-	-	296,040	-	-	-296,040
39100 - Operating Transfers In	168,224	168,219	464,264	168,224	287,533	-176,731
20650 - Coming Home Project	170,653	170,719	469,264	170,724	292,533	-176,731
Total Revenues	170,653	170,719	469,264	170,724	292,533	-176,731
Expenditures						
20650 - Coming Home Project						
Personal Services						
41100 - Salaries and Wages	48,088	11,201	130,000	18,588	83,054	-46,946
41300 - Incentive	6	-	-	66	-	-
41500 - PFP	-	-	-	-	-	-
41820 - Health Insurance	9,755	2,615	20,712	3,173	10,356	-10,356
42300 - State Unemployment	1,684	73	368	133	148	-220
42400 - Workers Compensation	-1	1	1,196	1,196	1,196	-
41900 - Life	35	6	123	9	82	-41
42010 - Social Security - Medicare	673	159	1,885	237	1,204	-681
42020 - Social Security - OASDI	2,878	681	8,060	1,012	5,150	-2,910
42110 - TMRS	5,791	1,385	19,370	2,490	12,491	-6,879
42115 - OPEB Funding	1,173	284	3,159	407	2,018	-1,141
41620 - Unscheduled	190	487	-	-	-	-
41000 - Personal Services	70,273	16,892	184,873	27,311	115,699	-69,174
Supplies						
51110 - Office Expense	11,042	12,193	2,115	4,349	2,115	-
51200 - Operating	440	-	-	-	-	-
51300 - Clothing and Linen	-62	-58	-	-	-	-
51950 - Minor Office Equipment	-70	-	-	-	-	-
51000 - Supplies	11,350	12,135	2,115	4,349	2,115	-
Contractual Services						
61300 - Advertising	346	-	-	-	-	-
62000 - Professional	660	18,492	144,374	10,000	3,000	-141,374
64810 - Housing Assistance Payme	410	621	-	7,000	4,000	4,000
69210 - Rental City Equipment	55,884	59,795	62,785	62,785	89,364	26,579
60000 - Contractual Services	57,299	78,908	207,159	79,785	96,364	-110,795
Other Charges						

**City of Amarillo 2024 Department Request by
Business Unit
20650 - Coming Home Project**



Description	2021 Actual	2022 Actual	2023 Budget	2023 Revised Estimate	2024 Dept Request	Dept Request Variance
71100 - Insurance and Bonds	4,520	5,237	5,878	5,878	5,115	-763
74100 - Community Outreach	6,273	27,080	43,357	32,683	43,357	-
75100 - Travel	-	5,813	-	5,813	8,854	8,854
75200 - Mileage	12	-	-	-	-	-
77610 - Information Technology - City	20,871	24,649	25,882	27,944	26,917	1,035
70000 - Other Charges	31,676	62,780	75,117	72,318	84,243	9,126
20650 - Coming Home Project	170,599	170,715	469,264	183,763	298,421	-170,843
Total Expenditures	170,599	170,715	469,264	183,763	298,421	-170,843

2024-25 Employee Distribution by Position

Entity	20650 - Coming Home Project
Scenario	Dept Req
Year	2024
Currency	USD

Description	Count
CLR575--PEER SUPPORT SPECIALIST	1.0
PRF705--CASE MANAGER	1.0
Totals	2.0

New Positions

Code and Description	Count	Pay Grade	Estimated Cost
----------------------	-------	-----------	----------------

Eliminations

Code and Description	Count	Pay Grade	Estimated Cost
----------------------	-------	-----------	----------------

City of Amarillo 2024 Department Request by Business Unit

20651 - CONTINUUM OF CARE



Description	2021 Actual	2022 Actual	2023 Budget	2023 Revised Estimate	2024 Dept Request	Dept Request Variance
Revenues						
20651 - Coming Home Project						
Other Government Revenues						
35610 - Grant In Aid – Federal	168,260	170,807	175,109	173,694	176,814	1,705
35500 - Other Government Revenues	168,260	170,807	175,109	173,694	176,814	1,705
Operating Transfers In						
39131 - Tsf In fr Home	-	-	52,750	-	-	-52,750
39100 - Operating Transfers In	-	-	52,750	-	-	-52,750
20651 - Coming Home Project	168,260	170,807	227,859	173,694	176,814	-51,045
Total Revenues	168,260	170,807	227,859	173,694	176,814	-51,045
Expenditures						
20651 - Coming Home Project						
Personal Services						
41100 - Salaries and Wages	96,078	93,720	81,787	109,173	83,856	2,069
41300 - Incentive	-	63	-	175	600	600
41620 - Unscheduled	-	-	-	22	-	-
41820 - Health Insurance	20,646	21,736	20,712	7,751	18,123	-2,589
42300 - State Unemployment	2,108	1,193	221	67	130	-91
42400 - Workers Compensation	-	-	286	286	286	-
41900 - Life	55	55	82	19	71	-11
42010 - Social Security - Medicare	1,284	1,320	1,186	534	1,225	39
42020 - Social Security - OASDI	5,489	5,643	5,071	2,285	5,236	165
42110 - TMRS	11,435	11,113	12,186	5,331	12,702	516
42115 - OPEB Funding	2,335	2,279	1,987	920	2,052	65
41000 - Personal Services	139,428	137,120	123,518	126,563	124,281	763
Contractual Services						
62000 - Professional	-	-	70,117	12,907	2,404	-67,713
64810 - Housing Assistance Payments	28,832	29,361	34,224	34,224	34,224	-
77450 - Administrative other	-	-	-	-	3,293	3,293
60000 - Contractual Services	28,832	29,361	104,341	47,131	39,921	-64,420
20651 - Coming Home Project	168,260	166,482	227,859	173,694	164,202	-63,657
Total Expenditures	168,260	166,482	227,859	173,694	164,202	-63,657

2024-25 Employee Distribution by Position

Entity	20651 - CONTINUUM OF CARE
Scenario	Dept Req
Year	2024
Currency	USD

Code & Description	Count
MGT015--CH OUTREACH LEAD	0.75
PRF705 - CASE MANAGER	1.00
Totals	1.75

New Positions

Code and Description	Count	Pay Grade	Estimated Cost
-----------------------------	--------------	------------------	-----------------------

Eliminations

Code and Description	Count	Pay Grade	Estimated Cost
-----------------------------	--------------	------------------	-----------------------

City of Amarillo 2024 Department Request by Business Unit

20652 - Coming Home United Way



Description	2021 Actual	2022 Actual	2023 Budget	2023 Revised Estimate	2024 Dept Request	Dept Request Variance
Revenues						
20652 - Coming Home United Way						
Miscellaneous Revenue						
37420 - Donations	8,000	18,100	-	24,651	22,000	22,000
37400 - Miscellaneous Revenue	8,000	18,100	-	24,651	22,000	22,000
<hr/>						
20652 - Coming Home United Way	8,000	18,100	-	24,651	22,000	22,000
<hr/>						
Total Revenues	8,000	18,100	-	24,651	22,000	22,000
Expenditures						
20652 - Coming Home United Way						
Personal Services						
41100 - Salaries and Wages	-	10,905	-	14,769	13,031	13,031
41300 - Incentive	-	-	-	7	-	-
41820 - Health Insurance	-	-	-	2,393	2,589	2,589
42300 - State Unemployment	-	667	-	-	18	18
41900 - Life	-	7	-	6	11	11
42010 - Social Security - Medicare	-	158	-	162	189	189
42020 - Social Security - OASDI	-	675	-	693	808	808
42110 - TMRS	-	1,292	-	1,691	1,960	1,960
42115 - OPEB Funding	-	265	-	279	317	317
41000 - Personal Services	-	13,969	-	20,000	18,923	18,923
Contractual Services						
51300 - Clothing and Linen	-	-	-	2,400	-	-
60000 - Contractual Services	-	-	-	2,400	-	-
Other Charges						
74100 - Community Outreach	-	-	-	2,251	1,979	1,979
77450 - Administrative Other	-	-	-	-	1,098	1,098
70000 - Other Charges	-	-	-	2,251	3,077	3,077
<hr/>						
20652 - Coming Home United Way	-	13,969	-	24,651	22,000	22,000
<hr/>						
Total Expenditures	-	13,969	-	24,651	22,000	22,000

2024-25 Employee Distribution by Position

Entity	20652 - Coming Home United Way
Scenario	Dept Req
Year	2024
Currency	USD

Code & Description	Count
MGT015--LEAD CASE MANAGER	0.25
Totals	0.25

New Positions

Code and Description	Count	Pay Grade	Estimated Cost
-----------------------------	--------------	------------------	-----------------------

Eliminations

Code and Description	Count	Pay Grade	Estimated Cost
-----------------------------	--------------	------------------	-----------------------

City of Amarillo 2024 Department Request by Business Unit

20655 - Ending Homelessness



Description	2021 Actual	2022 Actual	2023 Budget	2023 Revised Estimate	2024 Dept Request	Dept Request Variance
Revenues						
20655 - Ending Homelessness						
Revenue from Other Agencies						
35610 - Grant In Aid – Federal	51,022	-	-	64,104	-	-
35500 - Revenue from Other Agencies	51,022	-	-	64,104	-	-
<hr/>						
20655 - Ending Homelessness	51,022	-	-	64,104	-	-
<hr/>						
Total Revenues	51,022	-	-	64,104	-	-
Expenditures						
20655 - Ending Homelessness						
Personal Services						
41100 - Salaries and Wages	28,523	-1,577	-	31,000	-	-
41820 - Health Insurance	6,021	-419	-	276	-	-
42300 - State Unemployment	486	-	-	49	-	-
41900 - Life	19	-1	-	27	-	-
42010 - Social Security - Medicare	402	-23	-	445	-	-
42020 - Social Security - OASDI	1,720	-96	-	1,902	-	-
42110 - TMRS	3,380	-189	-	4,597	-	-
42115 - OPEB Funding	693	-38	-	750	-	-
41000 - Personal Services	41,244	-2,343	-	39,046	-	-
<hr/>						
Contractual Services						
64810 - Housing Assistance Payments	9,779	-	-	12,000	-	-
60000 - Contractual Services	9,779	-	-	12,000	-	-
<hr/>						
20655 - Ending Homelessness	51,023	-2,343	-	51,046	-	-
<hr/>						
Total Expenditures	51,023	-2,343	-	51,046	-	-

City of Amarillo 2024 Department Request by Business Unit

20700 - TX Emergency Solutions Grant



Description	2021 Actual	2022 Actual	2023 Budget	2023 Revised Estimate	2024 Dept Request	Dept Request Variance
Revenues						
20700 - TX Emergency Solutions Grant						
Other Government Revenues						
35610 - Grant In Aid – Federal	141,564	156,622	111,164	33,233	-	-111,164
35500 - Other Government Revenues	141,564	156,622	111,164	33,233	-	-111,164
20700 - TX Emergency Solutions Grant	141,564	156,622	111,164	33,233	-	-111,164
Total Revenues	141,564	156,622	111,164	33,233	-	-111,164
Expenditures						
20700 - TX Emergency Solutions Grant						
Personal Services						
41100 - Salaries and Wages	68,962	44,727	48,657	1,050	-	-48,657
41620 - Unscheduled	-	-	-	-	-	-
41820 - Health Insurance	8,155	7,419	-1,230	389	-	1,230
42300 - State Unemployment	888	515	74	-	-	-74
42400 - Workers Compensation	52	36	231	231	-	-231
41900 - Life	46	25	41	2	-	-41
42010 - Social Security - Medicare	971	633	706	52	-	-706
42020 - Social Security - OASDI	4,151	2,708	3,017	222	-	-3,017
42110 - TMRS	8,280	5,300	3,987	475	-	-3,987
42115 - OPEB Funding	1,676	1,087	1,182	89	-	-1,182
41000 - Personal Services	93,180	62,450	56,665	2,510	-	-56,665
Supplies						
51110 - Office Expense	3,729	6,393	-	-	-	-
51000 - Supplies	3,729	6,393	-	-	-	-
Contractual Services						
64620 - Homelessness Prevention	40,259	49,928	49,158	27,038	-	-49,158
64651 - Street Outreach	-	-	-	3,686	-	-
60000 - Contractual Services	40,259	49,928	49,158	30,724	-	-49,158
Other Charges						
71100 - Insurance and Bonds	518	1,164	588	-	-	-588
77610 - Information Technology - City	3,878	4,527	4,753	-	-	-4,753
70000 - Other Charges	4,396	5,691	5,341	-	-	-5,341
20700 - TX Emergency Solutions Grant	141,564	124,462	111,164	33,234	-	-111,164
Total Expenditures	141,564	124,462	111,164	33,234	-	-111,164

City of Amarillo 2024 Department Request by Business Unit

20730 - 2023 TX Emergency Solutions Grant



Description	2021 Actual	2022 Actual	2023 Budget	2023 Revised Estimate	2024 Dept Request	Dept Request Variance
Revenues						
20730 - 2023 TX Emergency Solutions Grant						
Other Government Revenues						
35610 - Grant In Aid – Federal	—	—	—	161,743	161,743	161,743
35500 - Other Government Revenues	—	—	—	161,743	161,743	161,743
<hr/>						
20730 - 2023 TX Emergency Solutions Grant	—	—	—	161,743	161,743	161,743
<hr/>						
Total Revenues	—	—	—	161,743	161,743	161,743
Expenditures						
20730 - 2023 TX Emergency Solutions Grant						
Personal Services						
41100 - Salaries and Wages	—	—	—	65,792	21,185	21,185
41820 - Health Insurance	—	—	—	7,683	5,178	5,178
42300 - State Unemployment	—	—	—	—	37	37
41900 - Life	—	—	—	23	20	20
42010 - Social Security - Medicare	—	—	—	533	307	307
42020 - Social Security - OASDI	—	—	—	2,277	1,314	1,314
42110 - TMRS	—	—	—	5,722	3,186	3,186
42115 - OPEB Funding	—	—	—	916	515	515
41000 - Personal Services	—	—	—	82,946	31,742	31,742
Supplies						
51110 - Office Expense	—	—	-	8,873	20,393	20,393
51000 - Supplies	—	—	-	8,873	20,393	20,393
Contractual Services						
62000 - Professional	—	—	—	—	—	—
64620 - Homelessness Prevention	—	—	—	64,697	64,697	64,697
60000 - Contractual Services	—	—	—	64,697	64,697	64,697
Other Charges						
71100 - Insurance and Bonds	—	-	—	588	639	639
77450 - Administrative Other	—	-	-	-	3,793	3,793
77610 - Information Technology - City	—	—	—	4,640	4,943	4,943
70000 - Other Charges	—	—	—	5,228	9,375	9,375
<hr/>						
20730 - 2023 TX Emergency Solutions Grant	—	—	—	161,744	126,207	126,207
<hr/>						
Total Expenditures	—	—	—	161,744	126,207	126,207

2024-25 Employee Distribution by Position

Entity	20730 - 2023 TX Emergency Solutions Grant
Scenario	Dept Req
Year	2024
Currency	USD

Code & Description	Count
PRF705 - CASE MANAGER	0.5
Totals	0.5

New Positions

Code and Description	Count	Pay Grade	Estimated Cost
-----------------------------	--------------	------------------	-----------------------

Eliminations

Code and Description	Count	Pay Grade	Estimated Cost
-----------------------------	--------------	------------------	-----------------------

City of Amarillo 2024 Department Request by Business Unit

20755 - HMIS



Description	2021 Actual	2022 Actual	2023 Budget	2023 Revised Estimate	2024 Dept Request	Dept Request Variance
Revenues						
20755 - HMIS						
Other Government Revenues						
35610 - Grant In Aid – Federal	132,692	156,591	164,655	163,232	163,232	(1,423)
35500 - Other Government Revenues	132,692	156,591	164,655	163,232	163,232	(1,423)
Operating Transfers In						
39131 - Tsf In fr Home	—	—	42,789	—	—	(42,789)
39100 - Operating Transfers In	—	—	42,789	—	—	(42,789)
20755 - HMIS	132,692	156,591	207,444	163,232	163,232	(44,212)
Total Revenues	132,692	156,591	207,444	163,232	163,232	(44,212)
Expenditures						
20755 - HMIS						
Personal Services						
41100 - Salaries and Wages	54,736	57,154	65,222	59,178	27,946	(37,276)
41300 - Incentive	172	110	300	321	-	-300
41620 - Unscheduled	735	—	-	-	-	-
41820 - Health Insurance	15,043	11,815	13,554	13,752	6,731	(6,823)
42300 - State Unemployment	58	64	128	—	48	(80)
42400 - Workers Compensation	89	81	294	294	294	—
42510 - Car Allowance	—	183	—	—	—	—
42550 - Communications Allowance	—	69	—	—	—	—
41900 - Life	31	23	50	34	27	(23)
42010 - Social Security - Medicare	735	786	948	831	405	-543
42020 - Social Security - OASDI	3,144	3,359	4,062	3,553	1,733	-2,329
42110 - TMRS	6,685	6,814	9,764	8,371	4,203	-5,561
42115 - OPEB Funding	1,352	1,397	1,593	1,397	679	-914
41000 - Personal Services	82,781	81,856	95,915	87,731	42,066	-53,849
Supplies						
51110 - Office Expense	280	898	1,165	1,000	27,440	26,275
51000 - Supplies	280	898	1,165	1,000	27,440	26,275
Contractual Services						
62000 - Professional	39,270	47,657	84,218	50,000	60,069	(24,149)
60000 - Contractual Services	39,270	47,657	84,218	50,000	60,069	(24,149)
Other Charges						
75100 - Travel	1,267	11,675	7,000	11,675	14,000	7,000
77450 - Administrative Other	—	626	8,770	626	-	(8,770)
77610 - Information Technology - City	7,966	9,322	9,788	10,524	10,180	392
71100 - Insurance and Bonds	1,130	1,164	588	588	1,279	691
70000 - Other Charges	10,363	22,786	26,146	23,413	25,459	(687)
20755 - HMIS	132,693	153,197	207,444	162,144	155,034	(52,410)
Total Expenditures	132,693	153,197	207,444	162,144	155,034	(52,410)

2024-25 Employee Distribution by Position

Entity	20755 - HMIS
Scenario	Dept Req
Year	2024
Currency	USD

Code & Description	Count
CLR185--GRANT MONITOR	0.65
Total	0.65

New Positions

Code and Description	Count	Pay Grade	Estimated Cost
-----------------------------	--------------	------------------	-----------------------

Eliminations

Code and Description	Count	Pay Grade	Estimated Cost
-----------------------------	--------------	------------------	-----------------------

City of Amarillo 2024 Department Request by Business Unit

24530 - COVID 19 ARP



Description	2021 Actual	2022 Actual	2023 Budget	2023 Revised Estimate	2024 Dept Request	Dept Request Variance
Revenues						
24530 - COVID 19 ARP						
Revenue from other agencies						
35610 - Gran In Aid - Federal	27,684,223	2,732,446	2,000,000	2,732,446	2,000,000	-
35500 - Revenue from other Agencies	27,684,223	2,732,446	2,000,000	2,732,446	2,000,000	-
Interest Earnings						
37110 - Interest Income	196,918	449,657	200,000	200,000	200,000	-
37109 - Interest Earnings	196,918	449,657	200,000	200,000	200,000	-
24530 - COVID 19 ARP	27,881,142	3,182,103	2,200,000	2,932,446	2,200,000	-
Total Revenues	27,881,142	3,182,103	2,200,000	2,932,446	2,200,000	-
Expenditures						
24530 - COVID 19 ARP						
Personal Services						
41100 - Salaries and Wages	—	—	—	—	208,000	208,000
41300 - Incentive	—	—	—	—	3,000	3,000
41820 - Health Insurance	—	—	—	—	12,790	12,790
42300 - State Unemployment	—	—	—	—	370	370
41900 - Life	—	—	—	—	205	205
42010 - Social Security - Medicare	—	—	—	—	3,060	3,060
42020 - Social Security - OASDI	—	—	—	—	13,080	13,080
42110 - TMRS	—	—	—	—	31,735	31,735
42115 - OPEB Funding	—	—	—	—	5,125	5,125
41000 - Personal Services	—	—	—	—	277,365	277,365
Contractual Services						
62000 - Professional	100,000	—	1,842,225	893,658	1,847,635	5,410
60000 - Contractual Services	100,000	—	1,842,225	893,658	1,847,635	5,410
Machinery & Equipment						
84910 - Other Equipment	—	-	-	1,019,928	-	-
84000 - Machinery & Equipment	—	—	—	1,019,928	—	—
Operating Transfers						
92005 - General Fund	25,518,919	—	—	—	—	-
92120 - Information Services	1,689,796	982,328	—	982,328	—	-
92130 - General Construction	302,616	1,332,806	—	312,878	—	-
92205 - Tfr to 2470	72,893	36,408	157,775	69,299	75,000	(82,775)
92000 - Operating Transfers	27,584,223	2,351,542	157,775	1,364,505	75,000	(82,775)
24530 - COVID 19 ARP	27,684,223	2,351,542	2,000,000	3,278,091	2,200,000	200,000
Total Expenditures	27,684,223	2,351,542	2,000,000	3,278,091	2,200,000	200,000

2024-25 Employee Distribution by Position

Entity	24530 - COVID-19 ARP
Scenario	Dept Req
Year	2024
Currency	USD

Code & Description	Count
CLR985--DIGITAL LITERACY COORDINATOR -	5.0
Totals	5.0

New Positions

Code and Description	Count	Pay Grade	Estimated Cost
-----------------------------	--------------	------------------	-----------------------

Eliminations

Code and Description	Count	Pay Grade	Estimated Cost
-----------------------------	--------------	------------------	-----------------------

City of Amarillo 2024 Department Request by Business Unit

24710 - PREP Program



Description	2021 Actual	2022 Actual	2023 Budget	2023 Revised Estimate	2024 Dept Request	Dept Request Variance
Revenues						
24710 - PREP Program						
Other Government Revenues						
39110 - Tsf in fr General Fund	1,001	—	—	—	—	-
39131 - Tsf In fr Home	—	—	150,628	—	—	(150,628)
39635 - Tsf in from 2450	72,893	36,408	157,775	69,299	75,000	(82,775)
39100 - Opearting Transfer In	—	—	—	—	—	-
35500 - Other Government Revenues	73,894	36,408	308,403	69,299	75,000	(233,403)
20755 - HMIS	73,894	36,408	308,403	69,299	75,000	(233,403)
Total Revenues	73,894	36,408	308,403	69,299	75,000	(233,403)
Expenditures						
24710 - PREP Program						
CBDG						
41100 - Salaries and Wages	49,827	19,070	114,421	43,011	45,760	(68,661)
41500 - PFP	—	—	150,628	—	—	(150,628)
41820 - Health Insurance	5,016	2,570	5,178	5,815	—	(5,178)
42300 - State Unemployment	2,193	689	37	741	74	37
42400 - Workers Compensation	1,132	386	—	—	—	—
41900 - Life	11	5	20	13	41	21
42010 - Social Security - Medicare	708	270	418	606	664	246
42020 - Social Security - OASDI	998	473	1,791	1,833	2,837	1,046
42110 - TMRS	2,030	959	4,303	2,920	6,882	2,579
42115 - OPEB Funding	416	197	701	503	1,112	411
41620 - Unscheduled	46	26	—	—	—	—
64000 - CBDG	62,378	24,645	277,497	55,442	57,370	-220,127
Supplies						
51110 - Office Expense	2,983	926	14,297	2,578	6,504	(7,793)
51250 - Janitor	523	—	-	1,000	4,505	4,505
51000 - Supplies	3,506	926	14,297	3,578	11,009	(3,288)
Contractual Services						
62000 - Professional	—	180	—	180	—	—
69210 - Rental City Equipment	8,010	9,106	6,749	6,749	6,621	(128)
60000 - Contractual Services	8,010	9,286	6,749	6,929	6,621	(128)
Other Charges						
71100 - Insurance and Bonds	—	—	4,115	4,115	—	(4,115)
77450 - Administrative Other	—	-	5,745	-	-	(5,745)
70000 - Other Charges	—	—	9,860	4,115	—	(9,860)
24710 - PREP Program	73,894	34,857	308,403	70,064	75,000	(233,403)
Total Expenditures	73,894	34,857	308,403	70,064	75,000	(233,403)

2024-25 Employee Distribution by Position

Entity	24710 - PREP Program
Scenario	Dept Req
Year	2024
Currency	USD

Code & Description	Count
MGT015--CH OUTREACH LEAD	1.0
Totals	1.0

New Positions

Code and Description	Count	Pay Grade	Estimated Cost
----------------------	-------	-----------	----------------

Eliminations

Code and Description	Count	Pay Grade	Estimated Cost
----------------------	-------	-----------	----------------

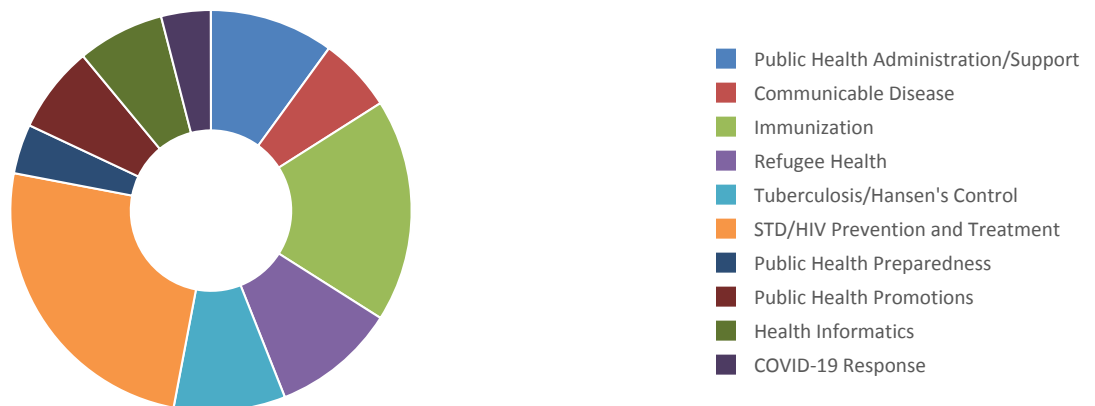
Budget Comparison

	2022/23 Actual	2023/24 Budget	2023 Revised Estimate	2024/25 Budgeted
Personal Services	\$ 3,772,896	\$ 4,110,456	\$ 4,195,102	\$ 3,872,558
Supplies	617,665	751,656	889,206	849,978
Contractual Services	4,162,259	2,639,274	2,349,464	1,105,240
Other Charges	997,846	814,237	497,284	768,788
Fixed Asset Transfers	1,710,906	-	-	-
Capital Outlay	5,257	-	-	-
Total Expenses	\$ 11,266,829	\$ 8,315,623	\$ 7,931,056	\$ 6,596,564

Total Departmental Revenues	\$9,702,810.00	\$7,973,944.00	\$7,650,216.00	\$7,013,332.00
------------------------------------	-----------------------	-----------------------	-----------------------	-----------------------

Approved Positions

	2022/23 Actual	2023/24 Budget	2024/25 Budgeted
Full-time	48.0	48.0	47.0
Part-time	-	-	-
Total	48.0	48.0	47.0



Mission

Promoting and protecting health while preventing disease with integrity and compassion for our community.

Vision

We believe in equitable health for all.

Goals and Objectives

Public Health funding comes from the Amarillo Hospital District, which supports activities not funded through grants from Federal, State and local partners.

The department works with the Texas Department of State Health Services to implement budgets, work plans, and deliverables for more than 20 grants. Private granting agencies supported one grant this year with the potential for additional grants in the future. The department utilizes each of these funding sources to carry out Texas state law and local ordinances, using innovative approaches to protect the public health of our community.

In addition to fiscal support from the Amarillo Hospital District and grants, the department receives fees for certain services provided. These fees have remained very low to balance the needs of the department and the clients we serve.

Fiscal responsibility, communication, and public safety are priorities for public health. APH achieves success through technology, innovation, and public health infrastructure.

Programs of Amarillo Public Health

Administration/Support

2024/25 Budget — \$725,622 of Budget

Public Health Administration provides oversight for daily operations and support for department activities and a team of 49 public health professionals working in 20+ grants.

The Director of Public Health is the Director of the Amarillo Area Public Health District. In early 2019, the Amarillo Area Public District welcomed four new member jurisdictions, Timbercreek Canyon, Lake Tanglewood, Bishop Hills, and Palisades. The Cooperative Agreement was updated in 2019 and again in 2023.

Communicable Disease

2024/25 Budget — \$461,759 of Budget

The Communicable Disease Program conducts disease surveillance and epidemiology, interfaces with hospitals and other providers, and provides community education. There are 88+ conditions in Texas notifiable to Amarillo Public Health. During any given year, approximately 45+ of the 88 conditions are reported. Communicable Disease staff follow up with each report to ensure the safety of individual patients and the public, ensure appropriate treatment of patients and contacts, and identify and respond to outbreaks. Communicable Disease

staff are actively involved in the community and are the lead agency for PanIC, the Panhandle Infection Control group.

PUBLIC HEALTH (25011-25045)

2024/25 Budget

<i>Performance Measures/Indicators:</i>	2022/23 Actual	2023/24 Estimated	2024/25 Projected
Total number of cases worked	1,223	1,400	1,400
Number of Notifiable Conditions Investigated	378	350	400
Disease investigations are reported to the Texas Department of State Health Services within the required time. (State average 82%)	95%	95%	97%

Reported January – December and Perinatal Hep B reported Sept-Aug

Immunization

2024/25 Budget — \$1,055,450 of Budget

The immunization team provides adult and childhood immunizations through the mobile clinic and fixed location, conducts immunization outreach, community education, and conducts school/daycare compliance assessments. Target areas for the mobile clinic include shelters, low-income housing, community events, and community centers. Success from these events is often recognized years later when the patient returns to school or obtains employment. Vaccines provided through public health clinics include Hepatitis B, Rotavirus, DTaP, Hemophilus influenzae type B (HIB), Pneumococcal conjugate and polysaccharide, Polio, Flu, MMR, Chickenpox, Hepatitis A, HPV, Meningococcal ACWY and B, Tdap, Td, Zoster, COVID, and rabies – a menu of 19 vaccines.

<i>Performance Measures/Indicators:</i>	2022/23 Actual	2023/24 Estimated	2024/25 Projected
Patients seen	9,310	6,780	7,000
Vaccines given	20,207	19,000	20,000
Number of Outreach Events	218	160	160
Total Number of Vaccinations at Outreach Events	2,093	1,300	1,300

Reported October – September

Refugee Health

2024/25 Budget — \$659,656 of Budget

The Refugee Health team provides health screenings for primary refugees within 90 days of arrival including TB skin testing, medical history, physical assessment, and necessary referrals for medical care. Follow-up immunizations for primary and secondary refugees, assistance with green card paperwork (medical portion), and community education are important components of this program.

<i>Performance Measures/Indicators:</i>	2022/23 Actual	2023/24 Estimated	2024/25 Projected
VOLAG capacity for Primary Refugee arrival	350	200	200
Primary refugees: health screening within 90 days of arrival (#/%)	167	200	200
Green card assistance	88	130	140

Reported October –September

PUBLIC HEALTH (25011-25045)

2024/25 Budget

Tuberculosis/Hansen’s Control

2024/25 Budget — \$659,656 of Budget

The Tuberculosis Control team provides treatment of active cases and contact investigation, treatment of latent cases, TB testing for the public, and community education. In 2017, the department opened the first Hansen’s clinic in the Panhandle of Texas and in 2018 obtained funding through DSHS via a grant opportunity. Through the Hansen’s clinic, staff provide case management and medication management for Hansen’s patients from a variety of backgrounds.

<i>Performance Measures/Indicators:</i>	2022/23 Actual	2023/24 Estimated	2024/25 Projected
TB skin tests placed	565	650	650
Latent Tuberculosis patients seen in clinic	59	100	80
Latent Tuberculosis therapy completion rate	75%	85%	80%
Active Tuberculosis patients seen in clinic	3	5	5
Active Tuberculosis therapy completion rate	100%	100%	100%

Reported October –September

STD/HIV Prevention and Treatment

2024/25 Budget — \$1,715,107 of Budget

The STD/HIV team provides an STD clinic and treatment, disease intervention and contact investigation, HIV outreach, and community education. Increased testing to targeted, high-risk populations continues as well as enhanced public health follow-up and increased education. Through contact investigation, a risky trend in meeting sexual partners has been identified. The use of dating apps to find anonymous sexual partners is used frequently--as is the practice of unprotected sex. Education on Facebook and other social media platforms have been tools implemented along with traditional methods of outreach. STD/HIV staff have worked diligently to increase testing, treatment, and education – by looking for disease, our department is finding it and working to eliminate it.

<i>Performance Measures/Indicators:</i>	2022/23 Actual	2023/24 Estimated	2024/25 Projected
Patients seen in STD clinic	1,769	1,850	1,950
Patients tested through HIV Outreach	1,857	1,950	2,050

Testing numbers reported October - September

Public Health Preparedness
2024/25 Budget — \$329,828 of Budget

The Public Health Preparedness team conducts all-hazards preparedness, collaborates with community partners in planning, response, and evaluation, and provides community education. This team collaborates with city, State, and Federal partners in planning and conducting a wide range of exercises from tabletop to full scale.

PUBLIC HEALTH
(25011-25045)

2024/25 Budget

Public Health Promotions
2024/25 Budget — \$461,759 of Budget

The public health promotions program continues to evolve as funding becomes available through grant opportunities. In April 2018, the department was awarded a Healthy Texas Mothers and Babies grant to reduce low birth weight and preterm births in Potter and Randall Counties. Through community coalition, community assessment, and strategic planning, the Healthy Amarillo Women team works with community members to strengthen community resources for Amarillo families. In April 2020, the department was also approved to participate in the Community and Clinical Health Bridge grant. This opportunity provides funding for obesity and chronic disease-related conditions in Potter and Randall Counties.

In the spring of 2019, a need for safe sleep accommodations was identified for babies in our local homeless shelters. Through collaboration with APD’s CIT program, Amarillo Public Health is accepting donations to purchase portable cribs and is looking forward to additional grant dollars to expand the program. As of spring 2024, Amarillo Public Health maintains five Child Passenger Safety Technicians. These team members assist families through car seat inspections and installations.

Working with the Harrington Cancer and Health Foundation, the department was awarded a grant for a Safe Kids Program to include a Safe Kids Program Manager and Community Health Worker. This program focuses on the prevention of unintentional injuries in children by building a coalition and providing action around unintentional injury prevention. This team serves as the action arm of the Panhandle Child Fatality Review Team.

	2022/23 Actual	2023/24 Estimated	2024/25 Projected
Number of car seats inspected	50	55	60
Number of car new seats installed	175	200	250
Number of cribs provided to families	100	100	125
Individuals completing RESET program	29	30	35
Participants in Walk With Ease	NA	31	40
Total Garden Production	1700	1000	2000

Health Informatics
2024/25 Budget — \$461,759 of Budget

Health Informatics is a growing field in healthcare, including electronic medical records, health information exchange, billing, HIPAA privacy and security, provider credentialing, staff development and training, data analysis, and quality improvement. The Health Informatics team:

- Coordinates the electronic medical record efforts for the department. Serves as backup to the Local Responsible Party for information privacy and security.
- Establishes and oversees billing practices.
- Maintains pharmacy license and CLIA certification for the department; and
- Provides staff onboarding and coordinates LMS.
- Coordinates the performance of program evaluations/quality assurance for the department.

- The health informatics team supports the department with logistics support, IT training, administrative support, and data analysis and communication support.

Total Public Health 2024/25 Budget — \$6,596,564

City of Amarillo 2024 Department Request by Business Unit

25011 - AHD Public Health



Description	2021 Actual	2022 Actual	2023 Budget	2023 Revised Estimate	2024 Dept Request	Dept Request Variance
Revenues						
25011 - AHD Public Health						
Other Governmental Revenues						
32806 - Health Dept Part.-AHD	-	1,270,580	1,385,417	1,281,282	2,000,000	614,583
32800 - Other Governmental Revenues	-	1,270,580	1,385,417	1,281,282	2,000,000	614,583
Other Government Revenues						
35620 - Medicaid Reim	21,385	-	-	-	-	-
35500 - Other Government Revenues	21,385	-	-	-	-	-
Interest Earnings						
37110 - Interest Income	43,377	225,195	10,000	92,000	107,000	97,000
37109 - Interest Earnings	43,377	225,195	10,000	92,000	107,000	97,000
Miscellaneous Revenue						
37410 - Miscellaneous Revenue	-	86	-	75	-	-
37420 - Donations	-	-	-	3,500	2,500	2,500
37421 - TB Testing	-	-	-	8,000	8,000	8,000
37422 - Immunizations	3,284	5,916	-	7,000	7,000	7,000
37431 - Patient Fees	24,861	24,086	29,000	22,486	25,000	-4,000
37433 - Sports Physical Fee	-	-	-	-	-	-
37434 - Titters Fee	3,297	4,766	3,500	4,467	3,500	-
37436 - Pregnancy Test Fee	80	180	300	240	300	-
37437 - Trichomoniasis Test Fee	1,064	1,753	3,200	2,000	3,200	-
37438 - Tspot Fee	-	-	-	-	7,000	7,000
37400 - Miscellaneous Revenue	32,585	36,786	36,000	47,768	56,500	20,500
Operating Transfers In						
39110 - Tsf In fr General Fund	-	-	-	-	1,000,000	1,000,000
39100 - Operating Transfers In	-	-	-	-	1,000,000	1,000,000
25011 - AHD Public Health	97,348	1,532,561	1,431,417	1,421,050	3,163,500	1,732,083
Total Revenues	97,348	1,532,561	1,431,417	1,421,050	3,163,500	1,732,083

Expenditures

25011 - AHD Public Health

Personal Services

41100 - Salaries and Wages	453,303	552,837	593,272	596,007	611,673	18,401
41300 - Incentive	8,682	5,942	5,796	5,169	5,796	-
41500 - PFP	-	-	-	-	-	-
41820 - Health Insurance	80,034	90,809	78,049	83,162	88,405	10,356
42300 - State Unemployment	469	458	615	599	615	-
42400 - Workers Compensation	7,877	7,393	5,732	5,732	5,732	-
42510 - Car Allowance	6,016	5,785	6,000	5,776	6,000	-
42550 - Communications Allowance	3,610	3,472	3,600	3,466	3,600	-
41900 - Life	179	205	341	201	341	-
42010 - Social Security - Medicare	6,455	7,746	8,825	8,345	9,092	267
42020 - Social Security - OASDI	27,599	33,122	37,738	35,682	38,877	1,139
42110 - TMRS	56,664	67,781	90,693	86,592	94,310	3,617
42115 - OPEB Funding	11,460	13,846	14,791	16,167	15,237	446
41620 - Unscheduled	-	1,765	-	-	-	-

City of Amarillo 2024 Department Request by Business Unit

25011 - AHD Public Health



Description	2021 Actual	2022 Actual	2023 Budget	2023 Revised Estimate	2024 Dept Request	Dept Request Variance
41000 - Personal Services	662,348	791,161	845,452	846,898	879,678	34,226
Supplies						
51110 - Office Expense	21,537	13,916	20,000	20,000	20,000	-
51200 - Operating	21,246	32,055	20,000	40,000	35,000	15,000
51300 - Clothing and Linen	-	-	1,000	-	1,000	-
51350 - Chemical and Medical	9,829	17,171	27,000	15,000	27,000	-
51410 - Vaccines	3,828	5,652	3,500	10,000	3,500	-
51800 - Fuel & Oil	1,016	1,649	1,435	1,111	1,144	-291
52050 - Auto Parts	689	1,333	1,200	400	1,200	-
52050.LABOR - Auto Parts Labor	-	-	1,200	300	1,200	-
53100 - Natural Gas	6,899	13,281	15,362	18,000	14,134	-1,228
53150 - Electricity	24,417	32,973	37,084	25,457	38,197	1,113
53200 - Water and Sewer	4,596	6,693	8,593	6,000	5,524	-3,069
51000 - Supplies	94,055	124,724	136,374	136,268	147,899	11,525
Contractual Services						
61100 - Communications Billing	-	-	2,500	-	2,500	-
61200 - Postage	5,854	1,962	2,200	700	2,200	-
61400 - Dues	10,127	5,475	7,430	7,500	7,430	-
61410 - Tuition	594	-	15,000	-	10,000	-5,000
62000 - Professional	35,753	29,905	199,370	135,000	149,370	-50,000
63210 - Armored Car Service	4,949	4,949	4,799	3,341	-	-4,799
69100 - Rental Land & Buildings	1,800	1,796	-	2,000	-	-
69210 - Rental City Equipment	19,326	23,486	25,074	25,074	25,718	644
69300 - Leased Computer Software	61,497	69,823	75,000	69,823	75,000	-
60000 - Contractual Services	139,900	137,396	331,373	243,438	272,218	-59,155
Other Charges						
71100 - Insurance and Bonds	27,209	17,177	26,753	26,753	23,508	-3,245
75100 - Travel	2,649	4,095	20,000	20,000	20,000	-
75200 - Mileage	-	234	2,000	400	2,000	-
75300 - Meals and Local	70	3,246	5,000	4,000	5,000	-
77200 - License and Permits	153	60	1,000	600	1,000	-
77450 - Administrative Other	205,129	88,621	9,035	9,035	58,188	49,153
77500 - DSHS Other	-	77	-	-	-	-
77610 - Information Technology - City	313,047	334,614	351,345	342,980	365,399	14,054
78230 - Loss on Bad Debt	-	4,028	-	-	-	-
70000 - Other Charges	548,257	448,125	415,133	403,768	475,095	59,962
Capital Outlay						
81100 - Land Acquisition costs	-	-	-	-	-	-
80000 - Capital Outlay	-	-	-	-	-	-
Fixed Asset Transfers						
93010 - General Fixed Assets	-	1,710,906	-	-	-	-
93000 - Fixed Asset Transfers	-	1,710,906	-	-	-	-
25011 - AHD Public Health	1,444,560	3,216,340	1,728,332	1,630,372	1,774,890	46,558
Total Expenditures	1,444,560	3,216,340	1,728,332	1,630,372	1,774,890	46,558

2024-25 Employee Distribution by Position

Entity	25011 - AHD Public Health
Scenario	Dept Req
Year	2024
Currency	USD

Code and Description	Count
ADM580--ASST DIR OF PUBLIC HEALTH	1.0
ADM581--DIRECTOR OF PUBLIC HEALTH	1.0
CLR235--PUBLIC HEALTH TECHNICIAN	2.3
MGT580--PUBLIC HEALTH PROGRAM MANAGER	2.0
PRF572--PUBLIC HEALTH REGISTERED NURSE	2.0
Totals	8.3

New Positions

Code and Description	Count	Pay Grade	Estimated Cost
-----------------------------	--------------	------------------	-----------------------

Eliminations

Code and Description	Count	Pay Grade	Estimated Cost
-----------------------------	--------------	------------------	-----------------------

City of Amarillo 2024 Department Request by Business Unit

25012 - Refugee Health



Description	2021 Actual	2022 Actual	2023 Budget	2023 Revised Estimate	2024 Dept Request	Dept Request Variance
Revenues						
25012 - Refugee Health						
Other Governmental Revenues						
32806 - Health Dept Part.-AHD	—	2,659	—	—	—	—
32800 - Other Governmental Revenues	-	2,659	-	-	-	-
Other Government Revenues						
35610 - Grant In Aid – Federal	348,364	573,076	817,351	835,100	835,100	17,749
35500 - Other Government Revenues	348,364	573,076	817,351	835,100	835,100	17,749
25012 - Refugee Health	348,364	575,735	817,351	835,100	835,100	17,749
Total Revenues	348,364	575,735	817,351	835,100	835,100	17,749
Expenditures						
25012 - Refugee Health						
Personal Services						
41100 - Salaries and Wages	151,573	241,719	269,702	261,931	271,870	2,168
41300 - Incentive	-	140	300	289	300	-
41500 - PFP	-	-	-	-	-	-
41620 - Unscheduled	-	736	-	-	-	-
41820 - Health Insurance	19,824	29,413	31,951	30,136	31,951	-
42300 - State Unemployment	122	163	286	266	285	-1
42400 - Workers Compensation	1,667	2,797	2,789	2,789	2,789	-
42550 - Communications Allowance	-	-	-	-	-	-
41900 - Life	63	88	157	93	158	1
42010 - Social Security - Medicare	2,109	3,333	3,915	3,607	3,947	32
42020 - Social Security - OASDI	9,016	14,252	16,741	15,425	16,875	134
42110 - TMRS	18,093	28,618	40,231	36,984	40,935	704
42115 - OPEB Funding	3,683	5,895	6,560	6,823	6,614	54
41000 - Personal Services	206,151	327,155	372,632	358,343	375,724	3,092
Supplies						
51110 - Office Expense	418	532	-	1,200	-	-
51200 - Operating	525	723	1,000	1,000	1,000	-
51350 - Chemical and Medical	3,740	2,727	7,000	23,000	5,000	-2,000
51410 - Vaccines	72,298	159,916	344,395	341,022	312,000	-32,395
51000 - Supplies	76,980	163,898	352,395	366,222	318,000	-34,395
Contractual Services						
62000 - Professional	38,924	35,230	87,451	87,451	72,682	-14,769
60000 - Contractual Services	38,924	35,230	87,451	87,451	72,682	-14,769
Other Charges						
71100 - Insurance and Bonds	1,695	1,164	2,351	2,351	1,279	-1,072
75100 - Travel	16	-	1,584	2,500	5,100	3,516
75200 - Mileage	-	-	600	-	600	-
77450 - Administrative Other	63,845	36,687	3,979	3,979	24,803	20,824
77500 - DSHS Other	-	-	1,000	-	-	-1,000
77550 - Office Supplies- USCRI	288	-	2,000	-	7,000	5,000
77610 - Information Technology - City	108	-	-	-	-	-
70000 - Other Charges	65,953	37,851	11,514	8,830	38,782	27,268
25012 - Refugee Health	388,007	564,134	823,992	820,846	805,188	-18,804
Total Expenditures	388,007	564,134	823,992	820,846	805,188	-18,804

2024-25 Employee Distribution by Position

Entity	25012 - Refugee Health
Scenario	Dept Req
Year	2024
Currency	USD

Code and Description	Count
CLR581--DISEASE INTERVENTIONS SPECIAL	1.0
MGT580--PUBLIC HEALTH PROGRAM MANAGER	0.4
PRF572--PUBLIC HEALTH REGISTERED NURSE	1.5
PRF605--NURSE PRACTITIONER	1.0
Totals	3.9

New Positions

Code and Description	Count	Pay Grade	Estimated Cost
-----------------------------	--------------	------------------	-----------------------

Eliminations

Code and Description	Count	Pay Grade	Estimated Cost
-----------------------------	--------------	------------------	-----------------------

City of Amarillo 2024 Department Request by Business Unit

25013 - IMM/Locals



Description	2021 Actual	2022 Actual	2023 Budget	2023 Revised Estimate	2024 Dept Request	Dept Request Variance
Revenues						
25013 - IMM/Locals						
Other Governmental Revenues						
32806 - Health Dept Part.-AHD	-	139,391	171,530	145,322	-	-171,530
32800 - Other Governmental Revenues	-	139,391	171,530	145,322	-	-171,530
Other Government Revenues						
35610 - Grant In Aid – Federal	379,007	242,976	261,049	261,049	261,049	-
35500 - Other Government Revenues	379,007	242,976	261,049	261,049	261,049	-
Miscellaneous Revenue						
37410 - Miscellaneous Revenue	-641	-1,798	-	-2,060	-	-
37422 - Immunizations	51,606	65,249	19,880	19,880	19,880	-
37400 - Miscellaneous Revenue	50,966	63,452	19,880	17,820	19,880	-
25013 - IMM/Locals	429,973	445,819	452,459	424,191	280,929	-171,530
Total Revenues	429,973	445,819	452,459	424,191	280,929	-171,530

Expenditures

25013 - IMM/Locals

Personal Services

41100 - Salaries and Wages	223,477	250,601	285,880	226,753	272,826	-13,054
41300 - Incentive	1,264	1,627	1,800	1,155	1,200	-600
41500 - PFP	-	-	-	-	-	-
41820 - Health Insurance	60,868	67,195	70,344	48,579	64,572	-5,772
42200 - Tuition Reimbursement	-594	0	0	0	0	-
42300 - State Unemployment	361	335	444	420	444	-
42400 - Workers Compensation	2,182	2,424	2,909	2,909	2,909	-
42550 - Communications Allowance	0	0	—	—	—	-
41900 - Life	147	142	246	120	246	-
42010 - Social Security - Medicare	3,146	3,446	4,170	3,167	3,972	-198
42020 - Social Security - OASDI	13,451	14,733	17,837	13,543	16,989	-848
42110 - TMRS	27,616	29,841	42,866	31,985	41,214	-1,652
42115 - OPEB Funding	5,564	6,129	6,990	5,651	6,658	-332
41620 - Unscheduled	4,372	-	-	-	-	-
41000 - Personal Services	341,854	376,473	433,486	334,282	411,030	-22,456

Supplies

51110 - Office Expense	8,848	1,223	4,000	1,200	4,000	-
51200 - Operating	64,296	387	5,021	1,000	4,000	-1,021
51350 - Chemical and Medical	3,459	3,236	3,000	3,500	3,000	-
51000 - Supplies	76,603	4,846	12,021	5,700	11,000	-1,021

Contractual Services

61200 - Postage	—	—	—	—	—	—
62000 - Professional	—	—	900	—	900	—
60000 - Contractual Services	—	—	900	—	900	—

Other Charges

**City of Amarillo 2024 Department Request by
Business Unit
25013 - IMM/Locals**



Description	2021 Actual	2022 Actual	2023 Budget	2023 Revised Estimate	2024 Dept Request	Dept Request Variance
71100 - Insurance and Bonds	3,390	2,909	2,351	2,351	2,558	207
75100 - Travel	283	1,772	2,500	2,000	2,000	-500
75200 - Mileage	341	—	1,710	1,000	1,000	-710
75300 - Meals and Local	654	1,983	—	2,000	—	-
77450 - Administrative Other	105,872	42,469	4,653	4,653	27,263	22,610
77500 - DSHS Other	—	—	—	—	6,258	6,258
77610 - Information Technology - City	108	—	—	—	—	-
70000 - Other Charges	110,648	49,133	11,214	12,004	39,079	27,865
25013 - IMM/Locals	529,105	430,452	457,621	351,986	462,009	4,388
Total Expenditures	529,105	430,452	457,621	351,986	462,009	4,388

2024-25 Employee Distribution by Position

Entity	25013 - IMM/Locals
Scenario	Dept Req
Year	2024
Currency	USD

Code and Description	Count
CLR235--PUBLIC HEALTH TECHNICIAN	2.0
CLR581--DISEASE INTERVENTIONS SPECIAL	1.0
MGT580--PUBLIC HEALTH PROGRAM MANAGER	1.0
PRF572--PUBLIC HEALTH REGISTERED NURSE	1.0
PRF910 - PUBLIC HEALTH LVN	1.0
Totals	6.0

New Positions

Code and Description	Count	Pay Grade	Estimated Cost
-----------------------------	--------------	------------------	-----------------------

Eliminations

Code and Description	Count	Pay Grade	Estimated Cost
-----------------------------	--------------	------------------	-----------------------

City of Amarillo 2024 Department Request by Business Unit

25014 - HIV Prevention



Description	2021 Actual	2022 Actual	2023 Budget	2023 Revised Estimate	2024 Dept Request	Dept Request Variance
Revenues						
25014 - HIV Prevention						
Other Governmental Revenues						
32806 - Health Dept Part.-AHD	-	5,306	27,605	-	-	(27,605)
32800 - Other Governmental Revenues	-	5,306	27,605	-	-	(27,605)
Other Government Revenues						
35610 - Grant In Aid – Federal	167,267	240,750	248,125	248,125	248,125	-
35500 - Other Government Revenues	167,267	240,750	248,125	248,125	248,125	-
25014 - HIV Prevention	167,267	246,057	275,730	248,125	248,125	(27,605)
Total Revenues	167,267	246,057	275,730	248,125	248,125	-27,605
Expenditures						
25014 - HIV Prevention						
Personal Services						
41100 - Salaries and Wages	83,981	139,697	161,875	151,201	160,491	(1,384)
41300 - Incentive	61	360	-	1,154	1,200	1,200
41500 - PFP	-	-	-	-	-	-
41820 - Health Insurance	23,399	31,890	31,068	26,039	24,816	(6,252)
42300 - State Unemployment	156	240	296	200	296	-
42400 - Workers Compensation	1,110	1,550	1,808	1,808	1,808	-
42550 - Communications Allowance	-	-	-	-	-	-
41900 - Life	66	95	164	95	164	-
42010 - Social Security - Medicare	1,190	1,967	2,347	2,089	2,344	(3)
42020 - Social Security - OASDI	5,088	8,410	10,036	8,934	10,025	(11)
42110 - TMRS	10,087	16,568	24,120	21,416	24,319	199
42115 - OPEB Funding	2,042	3,403	3,933	3,852	3,929	(4)
41000 - Personal Services	127,180	204,181	235,647	216,788	229,392	(6,255)
Supplies						
51110 - Office Expense	355	1,760	1,200	800	1,200	-
51200 - Operating	828	375	1,200	300	1,200	-
51350 - Chemical and Medical	17,718	7,715	25,239	8,030	27,133	1,894
51000 - Supplies	18,900	9,850	27,639	9,130	29,533	1,894
Contractual Services						
61300 - Advertising	-	-	2,000	-	-	-2,000
62000 - Professional	-	-	-	-	-	-
60000 - Contractual Services	-	-	2,000	-	-	-2,000
Other Charges						
71100 - Insurance and Bonds	2,260	2,327	2,351	2,351	1,918	-433
75100 - Travel	-	-	3,000	1,000	2,500	-500
75200 - Mileage	-	-	1,170	500	500	-670
77450 - Administrative Other	39,388	22,854	2,521	2,521	15,151	12,630
77500 - DSHS Other	2,000	-	4,756	-	1,401	-3,355
77610 - Information Technology - City	-	-	-	-	-	-
70000 - Other Charges	43,648	25,181	13,798	6,372	21,470	7,672

**City of Amarillo 2024 Department Request by
Business Unit
25014 - HIV Prevention**



Description	2021 Actual	2022 Actual	2023 Budget	2023 Revised Estimate	2024 Dept Request	Dept Request Variance
25014 - HIV Prevention	189,727	239,213	279,084	232,290	280,395	1,311
Total Expenditures	189,727	239,213	279,084	232,290	280,395	1,311

2024-25 Employee Distribution by Position

Entity	25014 - HIV Prevention
Scenario	Dept Req
Year	2024
Currency	USD

Code and Description	Count
CLR581--DISEASE INTERVENTIONS SPECIAL	3.0
MGT560--PROGRAM COORDINATOR	1.0
Totals	4.0

New Positions

Code and Description	Count	Pay Grade	Estimated Cost
----------------------	-------	-----------	----------------

Eliminations

Code and Description	Count	Pay Grade	Estimated Cost
----------------------	-------	-----------	----------------

City of Amarillo 2024 Department Request by Business Unit

25015 - Core Public Health



Description	2021 Actual	2022 Actual	2023 Budget	2023 Revised Estimate	2024 Dept Request	Dept Request Variance
Revenues						
25015 - Core Public Health						
Other Governmental Revenues						
32806 - Health Dept Part.-AHD	-	12,621	15,779	-	-	-15,779
32800 - Other Governmental Revenues	-	12,621	15,779	-	-	-15,779
Other Government Revenues						
35610 - Grant In Aid – Federal	120,653	99,307	111,744	111,744	111,744	-
35500 - Other Government Revenues	120,653	99,307	111,744	111,744	111,744	-
25015 - Core Public Health	120,653	111,928	127,523	111,744	111,744	-15,779
Total Revenues	120,653	111,928	127,523	111,744	111,744	-15,779
Expenditures						
25015 - Core Public Health						
Personal Services						
41100 - Salaries and Wages	85,820	63,827	75,047	74,771	78,048	3,001
41300 - Incentive	750	-72	-	-	-	-
41500 - PFP	-	-	-	-	-	-
41620 - Unscheduled	-	1,505	-	-	-	-
41820 - Health Insurance	16,622	8,751	10,356	9,780	10,356	-
42300 - State Unemployment	100	49	74	67	74	-
42400 - Workers Compensation	348	207	864	864	864	-
42550 - Communications Allowance	-	1,048	1,200	1,155	1,200	-
41900 - Life	41	22	41	24	41	-
42010 - Social Security - Medicare	1,091	868	1,106	1,084	1,149	43
42020 - Social Security - OASDI	4,663	3,712	4,727	4,636	4,913	186
42110 - TMRS	10,414	7,066	11,361	10,779	11,919	558
42115 - OPEB Funding	2,104	1,611	1,853	2,174	1,926	73
41000 - Personal Services	121,953	88,594	106,629	105,334	110,490	3,861
Supplies						
51110 - Office Expense	3,142	1,284	2,400	2,400	600	-1,800
51200 - Operating	-	-	500	689	500	-
51000 - Supplies	3,142	1,284	2,900	3,089	1,100	-1,800
Other Charges						
71100 - Insurance and Bonds	1,695	1,746	588	588	1,279	691
75100 - Travel	-	1,323	-	300	-	-
75200 - Mileage	23	97	-	-	-	-
77450 - Administrative Other	37,769	10,454	1,138	1,138	7,296	6,158
77500 - DSHS Other	2,690	500	18,074	-	-	-18,074
70000 - Other Charges	42,176	14,120	19,800	2,026	8,575	-11,225
25015 - Core Public Health	167,271	103,997	129,329	110,449	120,165	-9,164
Total Expenditures	167,271	103,997	129,329	110,449	120,165	-9,164

2024-25 Employee Distribution by Position

Entity	25015 - Core Public Health
Scenario	Dept Req
Year	2024
Currency	USD

Code and Description	Count
MGT580--PUBLIC HEALTH PROGRAM MANAGER	1.0
Totals	1.0

New Positions

Code and Description	Count	Pay Grade	Estimated Cost
-----------------------------	--------------	------------------	-----------------------

Eliminations

Code and Description	Count	Pay Grade	Estimated Cost
-----------------------------	--------------	------------------	-----------------------

City of Amarillo 2024 Department Request by Business Unit

25016 - Hansen's



Description	2021 Actual	2022 Actual	2023 Budget	2023 Revised Estimate	2024 Dept Request	Dept Request Variance
Revenues						
25016 - Hansen's						
Other Governmental Revenues						
32806 - Health Dept Part.-AHD	-	348	-	-	-	-
32800 - Other Governmental Revenues	-	348	-	-	-	-
Other Government Revenues						
35610 - Grant In Aid – Federal	9,541	13,634	18,416	18,500	18,500	84
35500 - Other Government Revenues	9,541	13,634	18,416	18,500	18,500	84
25016 - Hansen's	9,541	13,982	18,416	18,500	18,500	84
Total Revenues	9,541	13,982	18,416	18,500	18,500	84
Expenditures						
25016 - Hansen's						
Personal Services						
41100 - Salaries and Wages	4,218	6,245	6,749	6,404	6,737	-12
41300 - Incentive	-	-	-	-	-	-
41500 - PFP	-	-	-	-	-	-
41820 - Health Insurance	1,082	1,519	1,498	1,407	1,498	-
42300 - State Unemployment	2	5	7	-	7	-
42400 - Workers Compensation	53	78	167	167	167	-
42550 - Communications Allowance	-	-	-	-	-	-
41900 - Life	2	3	5	2	5	-
42010 - Social Security - Medicare	54	80	98	82	98	-
42020 - Social Security - OASDI	231	342	418	351	418	-
42110 - TMRS	504	748	1,005	905	1,013	8
42115 - OPEB Funding	103	152	164	160	164	-
41000 - Personal Services	6,248	9,172	10,111	9,478	10,107	-4
Supplies						
51110 - Office Expense	-	-	-	150	-	-
51350 - Chemical and Medical	-	-	500	-	187	-313
51000 - Supplies	-	-	500	150	187	-313
Contractual Services						
62000 - Professional	1,031	2,171	5,100	6,929	5,100	-
63430 - Public Health	-	-	1,500	-	1,500	-
60000 - Contractual Services	1,031	2,171	6,600	6,929	6,600	-
Other Charges						
75100 - Travel	630	1,243	1,226	1,200	1,226	-
77450 - Administrative Other	1,935	1,033	108	108	664	556
70000 - Other Charges	2,565	2,275	1,334	1,308	1,890	556
25016 - Hansen's	9,845	13,617	18,545	17,865	18,784	239
Total Expenditures	9,845	13,617	18,545	17,865	18,784	239

2024-25 Employee Distribution by Position

Entity	25016 - Hansen's
Scenario	Dept Req
Year	2024
Currency	USD

Code and Description	Count
MGT580--PUBLIC HEALTH PROGRAM MANAGER	0.01
PRF572--PUBLIC HEALTH REGISTERED NURSE	0.10
Totals	0.11

New Positions

Code and Description	Count	Pay Grade	Estimated Cost
-----------------------------	--------------	------------------	-----------------------

Eliminations

Code and Description	Count	Pay Grade	Estimated Cost
-----------------------------	--------------	------------------	-----------------------

City of Amarillo 2024 Department Request by Business Unit

25017 - Healthy Texas Babies



Description	2021 Actual	2022 Actual	2023 Budget	2023 Revised Estimate	2024 Dept Request	Dept Request Variance
Revenues						
25017 - Healthy Texas Babies						
Other Governmental Revenues						
32806 - Health Dept Part.-AHD	-	1,604	-	-	-	-
32800 - Other Governmental Revenues	-	1,604	-	-	-	-
Other Government Revenues						
35610 - Grant In Aid – Federal	105,726	82,583	85,000	85,000	85,000	-
35500 - Other Government Revenues	105,726	82,583	85,000	85,000	85,000	-
25017 - Healthy Texas Babies	105,726	84,187	85,000	85,000	85,000	-
Total Revenues	105,726	84,187	85,000	85,000	85,000	-
Expenditures						
25017 - Healthy Texas Babies						
Personal Services						
41100 - Salaries and Wages	58,840	52,210	60,563	57,260	59,986	-577
41300 - Incentive	-	-	-	-	-	-
41500 - PFP	-	-	-	-	-	-
41620 - Unscheduled	-	562	-	-	-	-
41820 - Health Insurance	10,377	-	-	8,431	12,792	12,792
42300 - State Unemployment	49	83	74	67	74	-
42400 - Workers Compensation	188	167	703	703	703	-
41900 - Life	27	23	41	24	41	-
42010 - Social Security - Medicare	829	765	878	803	870	-8
42020 - Social Security - OASDI	3,544	3,272	3,755	3,434	3,719	-36
42110 - TMRS	7,150	6,253	9,024	8,044	9,022	-2
42115 - OPEB Funding	1,430	1,282	1,472	1,409	1,458	-14
41000 - Personal Services	82,433	64,617	76,510	80,175	88,665	12,155
Supplies						
51110 - Office Expense	7,555	4,883	1,027	1,000	600	-427
51200 - Operating	6,757	1,466	3,771	2,400	4,120	349
51000 - Supplies	14,312	6,349	4,798	3,400	4,720	-78
Contractual Services						
62000 - Professional	4,999	855	3,000	2,000	2,000	-1,000
60000 - Contractual Services	4,999	855	3,000	2,000	2,000	-1,000
Other Charges						
71100 - Insurance and Bonds	565	582	-	-	639	639
75100 - Travel	-	1,373	1,500	1,373	1,200	-300
75200 - Mileage	-	393	250	400	250	-
77450 - Administrative Other	25,529	7,293	811	811	5,873	5,062
77500 - DSHS Other	-	-	-	-	-	-
70000 - Other Charges	26,094	9,641	2,561	2,584	7,962	5,401
25017 - Healthy Texas Babies	127,838	81,462	86,869	88,159	103,347	16,478
Total Expenditures	127,838	81,462	86,869	88,159	103,347	16,478

2024-25 Employee Distribution by Position

Entity	25017 - Healthy Texas Babies
Scenario	Dept Req
Year	2024
Currency	USD

Code and Description	Count
PRF150--HEALTH EDUCATOR/PLANNER	1.00
Totals	1.00

New Positions

Code and Description	Count	Pay Grade	Estimated Cost
-----------------------------	--------------	------------------	-----------------------

Eliminations

Code and Description	Count	Pay Grade	Estimated Cost
-----------------------------	--------------	------------------	-----------------------

City of Amarillo 2024 Department Request by Business Unit

25018 - DIS



Description	2021 Actual	2022 Actual	2023 Budget	2023 Revised Estimate	2024 Dept Request	Dept Request Variance
Revenues						
25018 - DIS						
Other Governmental Revenues						
32806 - Health Dept Part.-AHD	-	35,180	19,614	-	-	-19,614
32800 - Other Governmental Revenues	-	35,180	19,614	-	-	-19,614
Other Government Revenues						
35610 - Grant In Aid – Federal	82,799	395,521	320,417	320,417	320,417	-
35500 - Other Government Revenues	82,799	395,521	320,417	320,417	320,417	-
25018 - DIS	82,799	430,700	340,031	320,417	320,417	-19,614
Total Revenues	82,799	430,700	340,031	320,417	320,417	-19,614
Expenditures						
25018 - DIS						
Personal Services						
41100 - Salaries and Wages	33,903	178,849	196,760	192,635	189,885	-6,875
41300 - Incentive	428	4,431	4,595	4,424	3,996	-599
41500 - PFP	-	-	-	-	-	-
41820 - Health Insurance	8,158	53,322	54,360	50,678	56,028	1,668
42300 - State Unemployment	81	221	333	266	333	-
42400 - Workers Compensation	-	-	2,038	2,038	2,038	-
42550 - Communications Allowance	-	-	-	-	-	-
41900 - Life	22	108	184	105	184	-
42010 - Social Security - Medicare	502	2,496	2,919	2,649	2,811	-108
42020 - Social Security - OASDI	2,145	10,674	12,484	11,325	12,021	-463
42110 - TMRS	4,262	21,743	30,003	27,828	29,159	-844
42115 - OPEB Funding	834	4,454	4,892	4,750	4,712	-180
41000 - Personal Services	50,336	276,299	308,568	296,698	301,167	-7,401
Supplies						
51110 - Office Expense	11,566	14,491	5,450	4,748	5,450	-
51200 - Operating	16	1,988	2,454	1,454	2,454	-
51350 - Chemical and Medical	5,292	1,189	1,200	1,200	1,200	-
51000 - Supplies	16,874	17,668	9,104	7,402	9,104	-
Contractual Services						
61300 - Advertising	-	-	-	-	-	-
62000 - Professional	5,881	60,428	-	-	-	-
60000 - Contractual Services	5,881	60,428	-	-	-	-
Other Charges						
71100 - Insurance and Bonds	-	-	1,764	1,764	-	-1,764
75100 - Travel	-	2,835	8,177	2,500	8,177	-
75200 - Mileage	-	-	1,250	-	1,250	-
77450 - Administrative Other	15,589	31,148	3,316	3,316	20,020	16,704
77500 - DSHS Other	-	25,759	11,190	3,500	9,519	-1,671
70000 - Other Charges	15,589	59,742	25,697	11,080	38,966	13,269
Machinery & Equipment						
84500 - Office Machines & Equipm	-	5,257	-	-	-	-
84000 - Machinery & Equipment	-	5,257	-	-	-	-
25018 - DIS	88,680	419,394	343,369	315,180	349,237	5,868
Total Expenditures	88,680	419,394	343,369	315,180	349,237	5,868

2024-25 Employee Distribution by Position

Entity	25018 - DIS
Scenario	Dept Req
Year	2024
Currency	USD

Code and Description	Count
CLR235--PUBLIC HEALTH TECHNICIAN	1.0
CLR581--DISEASE INTERVENTIONS SPECIAL	2.0
MGT560--PROGRAM COORDINATOR	1.0
MGT580--PUBLIC HEALTH PROGRAM MANAGER	0.5
Totals	4.5

New Positions

Code and Description	Count	Pay Grade	Estimated Cost
-----------------------------	--------------	------------------	-----------------------

Eliminations

Code and Description	Count	Pay Grade	Estimated Cost
-----------------------------	--------------	------------------	-----------------------

City of Amarillo 2024 Department Request by Business Unit

25019 - Health Equity



Description	2021 Actual	2022 Actual	2023 Budget	2023 Revised Estimate	2024 Dept Request	Dept Request Variance
Revenues						
25019 - Health Equity						
Other Governmental Revenues						
32806 - Health Dept Part.-AHD	-	6,065	-	-	-	-
32800 - Other Governmental Revenues	-	6,065	-	-	-	-
Other Government Revenues						
35610 - Grant In Aid – Federal	125,524	197,643	202,709	197,643	120,000	(82,709)
35500 - Other Government Revenues	125,524	197,643	202,709	197,643	120,000	(82,709)
25019 - Health Equity	125,524	203,708	202,709	197,643	120,000	(82,709)
Total Revenues	125,524	203,708	202,709	197,643	120,000	(82,709)
Expenditures						
25019 - Health Equity						
Personal Services						
41100 - Salaries and Wages	40,116	76,175	81,757	106,721	69,435	(12,322)
41500 - PFP	-	-	-	-	-	-
41820 - Health Insurance	8,887	14,671	18,318	13,597	14,460	(3,858)
42300 - State Unemployment	11	97	197	133	74	(123)
42400 - Workers Compensation	78	-	747	747	747	-
42550 - Communication Allowance	-	1,048	804	1,155	1,200	396
41900 - Life	-	7	62	41	41	(21)
42010 - Social Security - Medicare	518	1,036	1,197	1,465	1,024	(173)
42020 - Social Security - OASDI	2,214	4,428	5,119	6,265	4,379	(740)
42110 - TMRS	4,754	9,151	12,301	15,146	10,624	(1,677)
42115 - OPEB Funding	975	1,877	2,006	2,656	1,716	(290)
41000 - Personal Services	57,553	108,491	122,508	147,926	103,700	(18,808)
Supplies						
51110 - Office Expense	5,762	4,657	2,997	2,997	1,200	(1,797)
51200 - Operating	15	35	10,000	10,000	1,200	(8,800)
51000 - Supplies	5,777	4,692	12,997	12,997	2,400	(10,597)
Contractual Services						
62000 - Professional	50,110	74,570	50,000	50,000	5,000	(45,000)
60000 - Contractual Services	50,110	74,570	50,000	50,000	5,000	(45,000)
Other Charges						
71100 - Insurance and Bonds	-	-	588	588	-	(588)
75100 - Travel	-	-	1,503	1,500	1,200	(303)
75200 - Mileage	-	62	378	100	500	122
77450 - Administrative Other	17,824	12,141	1,314	1,314	6,872	5,558
77500 - DSHS Other	93	140	15,000	8,624	200	(14,800)
70000 - Other Charges	17,917	12,343	18,783	12,126	8,772	(10,011)
25019 - Health Equity	131,356	200,096	204,288	223,049	119,872	(84,416)
Total Expenditures	131,356	200,096	204,288	223,049	119,872	(84,416)

2024-25 Employee Distribution by Position

Entity	25019 - Health Equity
Scenario	Dept Req
Year	2024
Currency	USD

Code and Description	Count
MGT580--PUBLIC HEALTH PROGRAM MANAGER	1.0
Totals	1.0

New Positions

Code and Description	Count	Pay Grade	Estimated Cost
-----------------------------	--------------	------------------	-----------------------

Eliminations

Code and Description	Count	Pay Grade	Estimated Cost
-----------------------------	--------------	------------------	-----------------------

City of Amarillo 2024 Department Request by Business Unit

25020 - Bioterrorism Grant



Description	2021 Actual	2022 Actual	2023 Budget	2023 Revised Estimate	2024 Dept Request	Dept Request Variance
Revenues						
25020 - Bioterrorism Grant						
Other Governmental Revenues						
32806 - Health Dept Part.-AHD	-	108,598	130,655	127,711	-	-130,655
32800 - Other Governmental Revenues	-	108,598	130,655	127,711	-	-130,655
Other Government Revenues						
35610 - Grant In Aid – Federal	276,931	251,942	256,077	256,077	256,077	-
35500 - Other Government Revenues	276,931	251,942	256,077	256,077	256,077	-
25020 - Bioterrorism Grant	276,931	360,540	386,732	383,788	256,077	-130,655
Total Revenues	276,931	360,540	386,732	383,788	256,077	-130,655
Expenditures						
25020 - Bioterrorism Grant						
Personal Services						
41100 - Salaries and Wages	208,842	212,042	251,094	261,616	240,431	-10,663
41300 - Incentive	-	178	600	41	-	-600
41500 - PFP	-	-	-	-	-	-
41820 - Health Insurance	42,453	45,096	51,068	40,392	51,068	-
42300 - State Unemployment	224	195	320	200	320	-
42400 - Workers Compensation	44	35	2,987	2,987	2,987	-
42550 - Communications Allowance	-	-	396	-	396	-
41900 - Life	103	93	178	87	178	-
42010 - Social Security - Medicare	2,920	2,956	3,655	3,674	3,492	-163
42020 - Social Security - OASDI	12,486	12,640	15,629	15,709	14,931	-698
42110 - TMRS	25,310	25,143	37,561	37,201	36,221	-1,340
42115 - OPEB Funding	5,075	5,193	6,125	5,047	5,852	-273
41620 - Unscheduled	-	1,483	-	-	-	-
41000 - Personal Services	297,457	305,056	369,613	366,954	355,876	-13,737
Supplies						
51110 - Office Expense	614	551	600	1,200	600	-
51200 - Operating	70	412	1,692	-	1,987	295
51415 - COVID-19 Expense	-	-	-	-	-	-
51000 - Supplies	684	962	2,292	1,200	2,587	295
Contractual Services						
69100 - Rental Land & Buildings	2,942	1,838	2,500	2,500	2,500	-
60000 - Contractual Services	2,942	1,838	2,500	2,500	2,500	-
Other Charges						
71100 - Insurance and Bonds	2,260	2,327	2,351	2,351	2,558	207
75100 - Travel	427	2,005	7,392	3,500	7,392	-
75200 - Mileage	77	-	500	500	500	-
77450 - Administrative Other	92,122	34,417	3,955	3,955	23,557	19,602
77500 - DSHS Other	1,844	1,198	3,200	1,200	2,500	-700
77610 - Information Technology - City	108	-	-	-	-	-
70000 - Other Charges	96,838	39,947	17,398	11,506	36,507	19,109
25020 - Bioterrorism Grant	397,921	347,804	391,803	382,160	397,470	5,667
Total Expenditures	397,921	347,804	391,803	382,160	397,470	5,667

2024-25 Employee Distribution by Position

Entity	25020 - Bioterrorism Grant
Scenario	Dept Req
Year	2024
Currency	USD

Code and Description	Count
MGT580--PUBLIC HEALTH PROGRAM MANAGER	2.3
PRF581--PUBLIC HEALTH PROGRAM SPECIALIST	1.0
CLR235--PUBLIC HEALTH TECHNICIAN	1.0
Totals	4.3

New Positions

Code and Description	Count	Pay Grade	Estimated Cost
-----------------------------	--------------	------------------	-----------------------

Eliminations

Code and Description	Count	Pay Grade	Estimated Cost
-----------------------------	--------------	------------------	-----------------------

**City of Amarillo 2024 Department Request by
Business Unit
25021 - CMHG Grant**



Description	2021 Actual	2022 Actual	2023 Budget	2023 Revised Estimate	2024 Dept Request	Dept Request Variance
Revenues						
25021 - CMHG Grant						
Intergovernmental Revenues						
32806 - Health Dept Par.-AHD	-	6,644	-	-	-	-
32800 - Intergovernmental Revenues	-	6,644	-	-	-	-
Other Government Revenues						
35610 - Grant In Aid – Federal	102,832	97,440	99,380	99,380	99,380	-
35500 - Other Government Revenues	102,832	104,084	99,380	99,380	99,380	-
25021 - CMHG Grant	102,832	104,084	99,380	99,380	99,380	-
Total Revenues	102,832	104,084	99,380	99,380	99,380	-
Expenditures						
25021 - CMHG Grant						
Contractual Services						
62000 - Professional	102,832	104,084	99,380	99,380	99,380	-
60000 - Contractual Services	102,832	104,084	99,380	99,380	99,380	-
25021 - CMHG Grant	102,832	104,084	99,380	99,380	99,380	-
Total Expenditures	102,832	104,084	99,380	99,380	99,380	-

City of Amarillo 2024 Department Request by Business Unit

25022 - Workforce



Description	2021 Actual	2022 Actual	2023 Budget	2023 Revised Estimate	2024 Dept Request	Dept Request Variance
Revenues						
25022 - Workforce						
Other Governmental Revenues						
32806 - Health Dept Part.-AHD	-	28,691	-	-	-	-
32800 - Other Governmental Revenues	-	28,691	-	-	-	-
Other Government Revenues						
35610 - Grant In Aid – Federal	369,184	415,632	183,104	284,778	-	-183,104
35500 - Other Government Revenues	369,184	415,632	183,104	284,778	-	-183,104
25022 - Workforce	369,184	444,323	183,104	284,778	-	-183,104
Total Revenues	369,184	444,323	183,104	284,778	-	-183,104
Expenditures						
25022 - Workforce						
Personal Services						
41100 - Salaries and Wages	-	-	-	133,931	-	-
41200 - Longevity	-	-	-	-	-	-
41300 - Incentive	212,471	213,499	153,225	227,274	-	-153,225
41820 - Health Insurance	-	-	-	11,427	-	-
41900 - Life	-	-	-	31	-	-
42010 - Social Security - Medicare	2,856	3,214	2,222	5,186	-	-2,222
42020 - Social Security - OASDI	12,213	13,743	9,500	22,175	-	-9,500
42110 - TMRS	23,363	26,267	18,157	50,091	-	-18,157
42115 - OPEB Funding	452	-	-	3,255	-	-
41000 - Personal Services	251,356	256,723	183,104	453,370	-	-183,104
Supplies						
51110 - Office Expense	6,030	384	-	-	-	-
51200 - Operating	-	238	-	-	-	-
51000 - Supplies	6,030	622	-	-	-	-
Other Charges						
75100 - Travel	-	25,490	-	-	-	-
77450 - Administrative Other	77,845	28,691	-	1,674	-	-
77500 - DSHS Other	61,282	124,597	-	-	-	-
70000 - Other Charges	139,127	178,778	-	1,674	-	-
25022 - Workforce	396,513	436,123	183,104	455,044	-	-183,104
Total Expenditures	396,513	436,123	183,104	455,044	-	-183,104

City of Amarillo 2024 Department Request by Business Unit

25023 - DSHS/LIDS-IMM/COVID-19



Description	2021 Actual	2022 Actual	2023 Budget	2023 Revised Estimate	2024 Dept Request	Dept Request Variance
Revenues						
25023 - DSHS/LIDS-IMM/COVID-19						
Other Governmental Revenues						
32806 - Health Dept Part.-AHD	-	9,302	-	-	-	-
32800 - Other Governmental Revenues	-	9,302	-	-	-	-
Other Government Revenues						
35610 - Grant In Aid – Federal	4,453,440	4,063,560	2,549,912	2,119,383	796,322	-1,753,590
35500 - Other Government Revenues	4,453,440	4,063,560	2,549,912	2,119,383	796,322	-1,753,590
25023 - DSHS/LIDS-IMM/COVID-19	4,453,440	4,072,862	2,549,912	2,119,383	796,322	-1,753,590
Total Revenues	4,453,440	4,072,862	2,549,912	2,119,383	796,322	-1,753,590
Expenditures						
25023 - DSHS/LIDS-IMM/COVID-19						
Personal Services						
41100 - Salaries and Wages	188,210	214,147	196,768	202,402	179,512	-17,256
41300 - Incentive	-	-	-	-	-	-
41500 - PFP	-	-	-	-	-	-
41820 - Health Insurance	34,143	47,977	34,750	46,763	41,849	7,099
42300 - State Unemployment	249	244	322	333	261	-61
42400 - Workers Compensation	77	74	1,746	1,746	1,746	-
42550 - Communications Allowance	-	1,048	804	1,155	804	-
41900 - Life	107	115	167	97	143	-24
42010 - Social Security - Medicare	2,604	2,896	2,866	2,689	2,615	-251
42020 - Social Security - OASDI	11,133	12,384	12,250	11,497	11,180	-1,070
42110 - TMRS	22,476	25,448	29,437	28,610	27,119	-2,318
42115 - OPEB Funding	4,574	5,229	4,802	5,190	4,383	-419
41000 - Personal Services	263,572	309,562	283,912	300,482	269,612	-14,300
Supplies						
51110 - Office Expense	19,782	10,135	3,753	9,000	3,753	-
51200 - Operating	51,368	29,384	9,621	20,000	6,875	-2,746
51350 - Chemical and Medical	78,441	3,409	16,938	300	16,938	-
53100 - Natural Gas	4,004	-	-	-	-	-
53150 - Electricity	1,048	-	-	-	-	-
53200 - Water and Sewer	551	-	-	-	-	-
51000 - Supplies	155,194	42,929	30,312	29,300	27,566	-2,746
Contractual Services						
62000 - Professional	3,942,023	3,671,277	2,000,000	1,801,766	585,000	-1,415,000
60000 - Contractual Services	3,942,023	3,671,277	2,000,000	1,801,766	585,000	-1,415,000
Other Charges						
71100 - Insurance and Bonds	-	582	1,764	1,764	639	-1,125
75200 - Mileage	125	496	486	600	486	-
75300 - Meals and Local	-	-	-	-	-	-
77450 - Administrative Other	81,628	34,942	3,040	3,040	17,894	14,854
77500 - DSHS Other	2,251	-	234,657	-	3,524	-231,133

**City of Amarillo 2024 Department Request by
Business Unit
25023 - DSHS/LIDS-IMM/COVID-19**



Description	2021 Actual	2022 Actual	2023 Budget	2023 Revised Estimate	2024 Dept Request	Dept Request Variance
70000 - Other Charges	84,005	36,019	239,947	5,404	22,543	-217,404
Capital Outlay						
84910 - Other Equipment	12,475	-	-	-	-	-
80000 - Capital Outlay	12,475	-	-	-	-	-
25023 - DSHS/LIDS-IMM/COVID-19	4,457,269	4,059,788	2,554,171	2,136,952	904,721	-1,649,450
Total Expenditures	4,457,269	4,059,788	2,554,171	2,136,952	904,721	-1,649,450

2024-25 Employee Distribution by Position

Entity	25023 - DSHS/LIDS-IMM/COVID-19
Scenario	Dept Req
Year	2024
Currency	USD

Code and Description	Count
CLR581--DISEASE INTERVENTIONS SPECIAL	1.2
MGT560--PROGRAM COORDINATOR	1.0
MGT580--PUBLIC HEALTH PROGRAM MANAGER	0.7
PRF581--PUBLIC HEALTH PROGRAM SPECIALIST	0.7
Totals	3.5

New Positions

Code and Description	Count	Pay Grade	Estimated Cost
-----------------------------	--------------	------------------	-----------------------

Eliminations

Code and Description	Count	Pay Grade	Estimated Cost
-----------------------------	--------------	------------------	-----------------------

City of Amarillo 2024 Department Request by Business Unit

25024 - DSRIP IMMUNIZATIONS



Description	2021 Actual	2022 Actual	2023 Budget	2023 Revised Estimate	2024 Dept Request	Dept Request Variance
Revenues						
25024 - DSRIP IMMUNIZATIONS						
Other Governmental Revenues						
32806 - Health Dept Part.-AHD	-	217,834	95,410	293,089	-	-95,410
32800 - Other Governmental Revenues	-	217,834	95,410	293,089	-	-95,410
Other Government Revenues						
35710 - DSRIP Funding	2,165,874	-	-	-	-	-
35500 - Other Government Revenues	2,165,874	-	-	-	-	-
Miscellaneous Revenue						
37141 - Merchant Service Fees	-641	-95	-	-	-	-
37422 - Immunizations	15,472	14,505	55,000	14,574	14,000	-41,000
37400 - Miscellaneous Revenue	14,832	14,410	55,000	14,574	14,000	-41,000
25024 - DSRIP IMMUNIZATIONS	2,180,705	232,244	150,410	307,663	14,000	-136,410
Total Revenues	2,180,705	232,244	150,410	307,663	14,000	-136,410
Expenditures						
25024 - DSRIP IMMUNIZATIONS						
Personal Services						
41100 - Salaries and Wages	5,328	19,629	32,760	30,548	31,720	-1,040
41300 - Incentive	-	-	-	-	-	-
41500 - PFP	-	-	-	-	-	-
41820 - Health Insurance	1,030	151	-	-	-	-
42300 - State Unemployment	29	87	74	84	74	-
42400 - Workers Compensation	1	2	636	636	636	-
41900 - Life	4	17	41	24	41	-
42010 - Social Security - Medicare	76	284	475	443	460	-15
42020 - Social Security - OASDI	323	1,216	2,031	1,894	1,967	-64
42110 - TMRS	631	2,326	4,881	4,282	4,771	-110
42115 - OPEB Funding	129	477	796	742	771	-25
41000 - Personal Services	7,552	24,190	41,694	38,653	40,440	-1,254
Supplies						
51110 - Office Expense	-	-	2,400	-	-	-2,400
51200 - Operating	-	-	2,400	-	-	-2,400
51350 - Chemical and Medical	-	-	2,400	-	-	-2,400
51410 - Vaccines	231,085	204,006	100,000	264,778	275,000	175,000
51000 - Supplies	231,085	204,006	107,200	264,778	275,000	167,800
Contractual Services						
62000 - Professional	26	14	-	-	-	-
60000 - Contractual Services	26	14	-	-	-	-
Other Charges						
71100 - Insurance and Bonds	565	582	588	588	639	51
75100 - Travel	-	-	1,000	-	-	-1,000
75200 - Mileage	-	-	500	-	-	-500
77450 - Administrative Other	2,339	2,708	439	439	2,630	2,191
70000 - Other Charges	2,904	3,290	2,527	1,027	3,269	742
25024 - DSRIP IMMUNIZATIONS	241,566	231,500	151,421	304,458	318,709	167,288
Total Expenditures	241,566	231,500	151,421	304,458	318,709	167,288

2024-25 Employee Distribution by Position

Entity	25024 - DSRIP IMMUNIZATIONS
Scenario	Dept Req
Year	2024
Currency	USD

Code and Description	Count
CLR235--PUBLIC HEALTH TECHNICIAN	1.0
Totals	1.0

New Positions

Code and Description	Count	Pay Grade	Estimated Cost
-----------------------------	--------------	------------------	-----------------------

Eliminations

Code and Description	Count	Pay Grade	Estimated Cost
-----------------------------	--------------	------------------	-----------------------

City of Amarillo 2024 Department Request by Business Unit

25026 - Harrington CHF



Description	2021 Actual	2022 Actual	2023 Budget	2023 Revised Estimate	2024 Dept Request	Dept Request Variance
Revenues						
25026 - Harrington CHF						
Intergovernmental Revenues						
32806 - Health Dept Part.-AHD	-	-	-	-	-	-
32800 - Intergovernmental Revenues	-	-	-	-	-	-
Construction Participations						
35460 - Other Participation	-	68,167	-	64,166	-	-
35300 - Construction Participations	-	68,167	-	64,166	-	-
Revenue from Other Agencies						
35610 - Grant In Aid – Federal	-	-	88,229	-	68,329	-19,900
35500 - Other Government Revenues	-	-	88,229	-	68,329	-19,900
25026 - Harrington CHF	-	68,167	88,229	64,166	68,329	-19,900
Total Revenues	-	68,167	88,229	64,166	68,329	-19,900
Expenditures						
25026 - Harrington CHF						
Personal Services						
41100 - Salaries and Wages	-	34,075	37,157	38,871	40,581	3,424
41300 - Incentive	-	-	-	-	-	-
41500 - PFP	-	-	-	-	-	-
41820 - Health Insurance	-	7,767	12,792	-	-	-12,792
42300 - State Unemployment	-	49	74	67	74	-
42400 - Workers Compensation	-	-	204	204	204	-
42550 - Communications Allowance	-	-	-	-	-	-
41900 - Life	-	23	41	24	41	-
42010 - Social Security - Medicare	-	469	539	564	588	49
42020 - Social Security - OASDI	-	2,004	2,304	2,410	2,516	212
42110 - TMRS	-	4,024	5,536	5,467	6,103	567
42115 - OPEB Funding	-	828	903	979	986	83
41000 - Personal Services	-	49,238	59,550	48,586	51,093	-8,457
Supplies						
51110 - Office Expense	-	2,623	5,000	4,000	5,000	-
51200 - Operating	-	8,498	18,502	-	1,500	-17,002
51000 - Supplies	-	11,121	23,502	4,000	6,500	-17,002
Other Charges						
75200 - Mileage	-	-	5,000	-	1,200	-3,800
77450 - Administrative Other	-	5,574	643	643	3,364	2,721
70000 - Other Charges	-	5,574	5,643	643	4,564	-1,079
25026 - Harrington CHF	-	65,933	88,695	53,229	62,157	-26,538
Total Expenditures	-	65,933	88,695	53,229	62,157	-26,538

2024-25 Employee Distribution by Position

Entity	25026 - Harrington CHF
Scenario	Dept Req
Year	2024
Currency	USD

Code and Description	Count
CLR581--DISEASE INTERVENTIONS SPECIAL	1.0
Totals	1.0

New Positions

Code and Description	Count	Pay Grade	Estimated Cost
-----------------------------	--------------	------------------	-----------------------

Eliminations

Code and Description	Count	Pay Grade	Estimated Cost
-----------------------------	--------------	------------------	-----------------------

City of Amarillo 2024 Department Request by Business Unit

25027 - Clinical Health Bridge Grant



Description	2021 Actual	2022 Actual	2023 Budget	2023 Revised Estimate	2024 Dept Request	Dept Request Variance
Revenues						
25027 - Clinical Health Bridge Grant						
Other Governmental Revenues						
32806 - Health Dept Part.-AHD	-	1,598	3,974	-	-	-3,974
32800 - Other Governmental Revenues	-	1,598	3,974	-	-	-3,974
Other Government Revenues						
35610 - Grant In Aid – Federal	226,559	248,227	250,000	250,000	250,000	-
35500 - Other Government Revenues	226,559	248,227	250,000	250,000	250,000	-
25027 - Clinical Health Bridge Grant	226,559	249,825	253,974	250,000	250,000	-3,974
Total Revenues	226,559	249,825	253,974	250,000	250,000	-3,974
Expenditures						
25027 - Clinical Health Bridge Grant						
Personal Services						
41100 - Salaries and Wages	116,880	126,209	130,580	129,024	135,803	5,223
41300 - Incentive	-	828	900	1,005	-	-900
41500 - PFP	-	-	-	-	-	-
41820 - Health Insurance	23,281	24,549	23,666	22,243	23,666	-
42300 - State Unemployment	97	107	151	133	151	-
42400 - Workers Compensation	-	-	1,006	1,006	1,006	-
42550 - Communications Allowance	-	-	-	-	-	-
41900 - Life	54	52	84	50	84	-
42010 - Social Security - Medicare	1,648	1,786	1,907	1,822	1,969	62
42020 - Social Security - OASDI	7,047	7,637	8,152	7,792	8,420	268
42110 - TMRS	14,122	15,133	19,590	18,277	20,425	835
42115 - OPEB Funding	2,840	3,087	3,195	3,258	3,301	106
41000 - Personal Services	165,970	179,388	189,231	184,610	194,825	5,594
Supplies						
51110 - Office Expense	4,403	2,943	792	3,070	250	-542
51200 - Operating	2,167	355	18,210	35,000	4,165	-14,045
51000 - Supplies	6,571	3,298	19,002	38,070	4,415	-14,587
Contractual Services						
62000 - Professional	40,986	37,145	37,500	20,000	37,500	-
60000 - Contractual Services	40,986	37,145	37,500	20,000	37,500	-
Other Charges						
71100 - Insurance and Bonds	565	1,164	1,176	1,176	639	-537
75100 - Travel	-	-	1,200	-	-	-1,200
75200 - Mileage	1,069	955	1,638	500	1,340	-298
77450 - Administrative Other	51,401	20,253	2,029	2,029	12,921	10,892
77500 - DSHS Other	-	-	5,000	-	4,750	-250
70000 - Other Charges	53,034	22,372	11,043	3,705	19,650	8,607
25027 - Clinical Health Bridge Grant	266,561	242,203	256,776	246,385	256,390	-386
Total Expenditures	266,561	242,203	256,776	246,385	256,390	-386

2024-25 Employee Distribution by Position

Entity	25027 - Clinical Health Bridge Grant
Scenario	Dept Req
Year	2024
Currency	USD

Code and Description	Count
MGT580--PUBLIC HEALTH PROGRAM MANAGER	0.05
PRF150--HEALTH EDUCATOR/PLANNER	2.00
Totals	2.05

New Positions

Code and Description	Count	Pay Grade	Estimated Cost
-----------------------------	--------------	------------------	-----------------------

Eliminations

Code and Description	Count	Pay Grade	Estimated Cost
-----------------------------	--------------	------------------	-----------------------

City of Amarillo 2024 Department Request by Business Unit

25029 - COVID-19



Description	2021 Actual	2022 Actual	2023 Budget	2023 Revised Estimate	2024 Dept Request	Dept Request Variance
Revenues						
25029 - COVID-19						
Other Governmental Revenues						
32806 - Health Dept Part.-AHD	-	9,821	13,213	4,353	-	-13,213
32800 - Other Governmental Revenues	-	9,821	13,213	4,353	-	-13,213
Other Government Revenues						
35610 - Grant In Aid – Federal	238,239	128,167	20,005	36,637	-	-20,005
35500 - Other Government Revenues	238,239	128,167	20,005	36,637	-	-20,005
25029 - COVID-19	238,239	137,989	33,218	40,990	-	-33,218
Total Revenues	238,239	137,989	33,218	40,990	-	-33,218
Expenditures						
25029 - COVID-19						
Personal Services						
41100 - Salaries and Wages	65,336	72,815	19,985	39,058	-	-19,985
41300 - Incentive	429	455	198	172	-	-198
41500 - PFP	-	-	-	-	-	-
41820 - Health Insurance	11,596	16,527	3,417	8,890	-	-3,417
42300 - State Unemployment	169	97	24	-	-	-24
42400 - Workers Compensation	-	-	960	960	-	-960
42550 - Communications Allowance	-	-	-	-	-	-
41900 - Life	44	40	14	22	-	-14
42010 - Social Security - Medicare	895	1,035	293	553	-	-293
42020 - Social Security - OASDI	3,825	4,424	1,251	2,363	-	-1,251
42110 - TMRS	7,911	8,683	3,007	5,279	-	-3,007
42115 - OPEB Funding	1,598	1,781	490	964	-	-490
41620 - Unscheduled	-	-	-	-	-	-
41000 - Personal Services	91,802	105,856	29,639	58,261	-	-29,639
Supplies						
51110 - Office Expense	-	14,811	600	5,000	-	-600
51200 - Operating	-	-	-	-	-	-
51350 - Chemical and Medical	-	488	-	-	-	-
51000 - Supplies	-	15,298	600	5,000	-	-600
Contractual Services						
62000 - Professional	129,511	-	600	-	-	-600
60000 - Contractual Services	129,511	-	600	-	-	-600
Other Charges						
71100 - Insurance and Bonds	565	1,164	2,351	980	1,918	-433
75200 - Mileage	25	-	160	-	-	-160
77450 - Administrative Other	28,431	11,875	309	309	-	-309
77500 - DSHS Other	-	-	-	-	-	-
70000 - Other Charges	29,021	13,039	2,820	1,289	1,918	-902
25029 - COVID-19	250,335	134,194	33,659	64,550	1,918	-31,741
Total Expenditures	250,335	134,194	33,659	64,550	1,918	-31,741

City of Amarillo 2024 Department Request by Business Unit

25030 - Epidemiology



Description	2021 Actual	2022 Actual	2023 Budget	2023 Revised Estimate	2024 Dept Request	Dept Request Variance
Revenues						
25030 - Epidemiology						
Other Governmental Revenues						
32806 - Health Dept Part.-AHD	-	24,377	24,295	23,044	-	-24,295
32800 - Other Governmental Revenues	-	24,377	24,295	23,044	-	-24,295
Other Government Revenues						
35610 - Grant In Aid – Federal	87,149	83,516	84,604	84,604	85,000	396
35500 - Other Government Revenues	87,149	83,516	84,604	84,604	85,000	396
25030 - Epidemiology	87,149	107,893	108,899	107,648	85,000	-23,899
Total Revenues	87,149	107,893	108,899	107,648	85,000	-23,899
Expenditures						
25030 - Epidemiology						
Personal Services						
41100 - Salaries and Wages	61,981	66,722	73,291	69,228	72,593	-698
41300 - Incentive	-	-	-	-	-	-
41500 - PFP	-	-	-	-	-	-
41620 - Unscheduled	-	274	-	-	-	-
41820 - Health Insurance	9,959	10,509	10,356	10,137	10,356	-
42300 - State Unemployment	49	49	74	67	74	-
42400 - Workers Compensation	829	886	926	926	926	-
42550 - Communications Allowance	-	-	-	-	-	-
41900 - Life	26	25	41	24	41	-
42010 - Social Security - Medicare	886	950	1,063	983	1,053	-10
42020 - Social Security - OASDI	3,789	4,064	4,544	4,203	4,501	-43
42110 - TMRS	7,451	7,911	10,920	9,760	10,918	-2
42115 - OPEB Funding	1,506	1,628	1,781	1,803	1,764	-17
41000 - Personal Services	86,477	93,017	102,996	97,131	102,226	-770
Supplies						
51110 - Office Expense	341	-	500	250	250	-250
51200 - Operating	-	205	-	250	250	250
51000 - Supplies	341	205	500	500	500	-
Other Charges						
77610 - Information Technology - City	565	582	588	588	639	51
75100 - Travel	-	-	4,775	2,465	4,775	-
75200 - Mileage	-	-	155	-	155	-
77450 - Administrative Other	26,782	10,466	1,099	1,099	6,745	5,646
77500 - DSHS Other	1,410	-	500	-	500	-
77610 - Information Technology - City	-	-	-	-	-	-
70000 - Other Charges	28,757	11,048	7,117	4,152	12,814	5,697
25030 - Epidemiology	115,575	104,270	110,613	101,783	115,540	4,927
Total Expenditures	115,575	104,270	110,613	101,783	115,540	4,927

2024-25 Employee Distribution by Position

Entity	25030 - Epidemiology
Scenario	Dept Req
Year	2024
Currency	USD

Code and Description	Count
PRF650--EPIDEMIOLOGIST	1.00
Totals	1.00

New Positions

Code and Description	Count	Pay Grade	Estimated Cost
----------------------	-------	-----------	----------------

Eliminations

Code and Description	Count	Pay Grade	Estimated Cost
----------------------	-------	-----------	----------------

City of Amarillo 2024 Department Request by Business Unit

25035 - Local Tuberculosis - Federal



Description	2021 Actual	2022 Actual	2023 Budget	2023 Revised Estimate	2024 Dept Request	Dept Request Variance
Revenues						
25035 - Local Tuberculosis - Federal						
Other Governmental Revenues						
32806 - Health Dept Part.-AHD	-	66,531	54,219	46,771	-	-54,219
32800 - Other Governmental Revenues	-	66,531	54,219	46,771	-	-54,219
Other Government Revenues						
35610 - Grant In Aid – Federal	29,818	51,663	44,024	52,829	54,219	10,195
35500 - Other Government Revenues	29,818	51,663	44,024	52,829	54,219	10,195
25035 - Local Tuberculosis - Federal	29,818	118,194	98,243	99,600	54,219	-44,024
Total Revenues	29,818	118,194	98,243	99,600	54,219	-44,024
Expenditures						
25035 - Local Tuberculosis - Federal						
Personal Services						
41100 - Salaries and Wages	67,374	71,035	69,644	66,017	69,033	-611
41300 - Incentive	-	-	-	-	-	-
41500 - PFP	-	-	-	-	-	-
41620 - Unscheduled	-	736	-	-	-	-
41820 - Health Insurance	10,739	12,279	10,356	9,752	10,356	-
42300 - State Unemployment	77	49	74	67	74	-
42400 - Workers Compensation	32	34	450	450	450	-
42550 - Communications Allowance	-	-	-	-	-	-
41900 - Life	30	28	41	24	41	-
42010 - Social Security - Medicare	951	994	1,010	930	1,001	-9
42020 - Social Security - OASDI	4,066	4,249	4,318	3,977	4,280	-38
42110 - TMRS	8,142	8,460	10,377	9,331	10,383	6
42115 - OPEB Funding	1,637	1,730	1,692	1,777	1,678	-14
41000 - Personal Services	93,049	99,593	97,962	92,325	97,296	-666
Supplies						
51350 - Chemical and Medical	-	-	245	-	-	-245
51000 - Supplies	-	-	245	-	-	-245
Other Charges						
71100 - Insurance and Bonds	565	582	588	588	639	51
77450 - Administrative Other	28,817	11,493	1,050	1,050	6,450	5,400
70000 - Other Charges	29,382	12,075	1,638	1,638	7,089	5,451
25035 - Local Tuberculosis - Federal	122,432	111,668	99,845	93,963	104,385	4,540
Total Expenditures	122,432	111,668	99,845	93,963	104,385	4,540

2024-25 Employee Distribution by Position

Entity	25035 - Local Tuberculosis - Federal
Scenario	Dept Req
Year	2024
Currency	USD

Code and Description	Count
PRF572--PUBLIC HEALTH REGISTERED NURSE	1.00
Totals	1.00

New Positions

Code and Description	Count	Pay Grade	Estimated Cost
----------------------	-------	-----------	----------------

Eliminations

Code and Description	Count	Pay Grade	Estimated Cost
----------------------	-------	-----------	----------------

City of Amarillo 2024 Department Request by Business Unit

25045 - Local Tuberculosis - State



Description	2021 Actual	2022 Actual	2023 Budget	2023 Revised Estimate	2024 Dept Request	Dept Request Variance
Revenues						
25045 - Local Tuberculosis - State						
Other Governmental Revenues						
32806 - Health Dept Part.-AHD	-	87,984	58,289	78,429	-	-58,289
32800 - Other Governmental Revenues	-	87,984	58,289	78,429	-	-58,289
Other Government Revenues						
35610 - Grant In Aid – Federal	75,352	64,585	75,103	90,123	90,123	15,020
35500 - Other Government Revenues	75,352	64,585	75,103	90,123	90,123	15,020
Miscellaneous Revenue						
37141 - Merchant Service Fees	-641	-95	-	-95	-	-
37421 - TB Testing	6,945	8,265	14,248	-	-	-14,248
37438 - Tspot Fee	1,204	1,275	7,000	-	-	-7,000
37400 - Miscellaneous Revenue	7,509	9,445	21,248	-95	-	-21,248
25045 - Local Tuberculosis - State	82,861	162,014	154,640	168,457	90,123	-64,517
Total Revenues	82,861	162,014	154,640	168,457	90,123	-64,517

Expenditures

25045 - Local Tuberculosis - State

Personal Services

41100 - Salaries and Wages	69,188	75,467	88,656	85,723	89,671	1,015
41300 - Incentive	-	5	-	-	-	-
41500 - PFP	-	-	-	-	-	-
41820 - Health Insurance	10,191	12,485	14,050	13,197	14,050	-
42300 - State Unemployment	139	83	126	133	126	-
42400 - Workers Compensation	21	25	1,387	1,387	1,387	-
42550 - Communications Allowance	-	-	-	-	-	-
41900 - Life	46	39	69	41	69	-
42010 - Social Security - Medicare	935	996	1,285	1,139	1,300	15
42020 - Social Security - OASDI	3,998	4,259	5,497	4,870	5,559	62
42110 - TMRS	8,253	8,922	13,210	12,061	13,487	277
42115 - OPEB Funding	1,681	1,848	2,154	2,161	2,178	24
41620 - Unscheduled	-	-	-	-	-	-
41000 - Personal Services	94,452	104,129	126,434	120,712	127,827	1,393

Supplies

51110 - Office Expense	1,893	825	500	400	692	192
51200 - Operating	-	-	500	-	500	-
51350 - Chemical and Medical	3,760	3,029	1,198	1,600	1,198	-
51410 - Vaccines	1,656	2,057	5,000	-	5,000	-
51000 - Supplies	7,309	5,911	7,198	2,000	7,390	192

Contractual Services

61200 - Postage	-	70	200	-	200	-
62000 - Professional	28,866	37,183	17,770	36,000	21,260	3,490
60000 - Contractual Services	28,866	37,252	17,970	36,000	21,460	3,490

Other Charges

71100 - Insurance and Bonds	1,130	1,164	1,176	1,176	639	-537
-----------------------------	-------	-------	-------	-------	-----	------

**City of Amarillo 2024 Department Request by
Business Unit
25045 - Local Tuberculosis - State**



Description	2021 Actual	2022 Actual	2023 Budget	2023 Revised Estimate	2024 Dept Request	Dept Request Variance
75100 - Travel	1,033	-	1,200	1,000	1,200	-
75200 - Mileage	1,182	663	1,310	500	1,340	30
77450 - Administrative Other	29,252	11,437	1,346	1,346	8,422	7,076
77610 - Information Technology - City	-	-	-	-	-	-
70000 - Other Charges	32,596	13,264	5,032	4,022	11,601	6,569
25045 - Local Tuberculosis - State	163,223	160,557	156,634	162,734	168,278	11,644
Total Expenditures	163,223	160,557	156,634	162,734	168,278	11,644

2024-25 Employee Distribution by Position

Entity	25045 - Local Tuberculosis - State
Scenario	Dept Req
Year	2024
Currency	USD

Code and Description	Count
CLR235--PUBLIC HEALTH TECHNICIAN	0.70
MGT580--PUBLIC HEALTH PROGRAM MANAGER	0.10
PRF572--PUBLIC HEALTH REGISTERED NURSE	0.90
Totals	1.70

New Positions

Code and Description	Count	Pay Grade	Estimated Cost
-----------------------------	--------------	------------------	-----------------------

Eliminations

Code and Description	Count	Pay Grade	Estimated Cost
-----------------------------	--------------	------------------	-----------------------

City of Amarillo 2024 Department Request by Business Unit

25070 - Public Health Infrastructure Grant (PHIG)



Description	2021 Actual	2022 Actual	2023 Budget	2023 Revised Estimate	2024 Dept Request	Dept Request Variance
Revenues						
25070 -Public Health Infrastructure Grant (PHIG)						
Revenue from other Agencies						
35610 - Grant In Aid – Federal	-	-	116,567	62,595	116,567	-
35500 - Revenue from Other Agencies	-	-	116,567	62,595	116,567	-
<hr/>						
25070 -Public Health Infrastructure Grant (PHIG)	-	-	116,567	62,595	116,567	-
<hr/>						
Total Revenues	-	-	116,567	62,595	116,567	-
Expenditures						
25070 -Public Health Infrastructure Grant (PHIG)						
Personal Services						
41100 - Salaries and Wages	-	-	77,772	25,994	83,363	5,591
41300 - Incentive	-	-	102	117	300	198
41820 - Health Insurance	-	-	16,784	5,354	18,545	1,761
42300 - State Unemployment	-	-	108	133	122	14
42550 - Communications Allowance	-	-	396	-	-	-396
41900 - Life	-	-	63	13	68	5
42010 - Social Security - Medicare	-	-	1,135	369	1,213	78
42020 - Social Security - OASDI	-	-	4,853	1,576	5,186	333
42110 - TMRS	-	-	11,662	3,891	12,582	920
42115 - OPEB Funding	-	-	1,903	649	2,031	128
41000 - Personal Services	-	-	114,778	38,096	123,410	8,632
Supplies						
51200 - Operating	-	-	2,077	-	2,077	-
51000 - Supplies	-	-	2,077	-	2,077	-
Charges						
71100 - Insurance and Bonds	-	-	-	1,371	-	-
77450 - Administrative Other	-	-	1,238	755	8,242	7,004
77000 - Other Charges	-	-	1,238	755	8,242	7,004
<hr/>						
25070 -Public Health Infrastructure Grant (PHIG)	-	-	118,093	40,222	133,729	15,636
<hr/>						
Total Expenditures	-	-	118,093	40,222	133,729	15,636

2024-25 Employee Distribution by Position

Entity	25070 - Public Health Infrastructure Grant
Scenario	Dept Req
Year	2024
Currency	USD

Code and Description	Count
CLR581--DISEASE INTERVENTIONS SPECIAL	0.83
PRF581--PUBLIC HEALTH PROGRAM SPECIALIST	0.33
PRF572--PUBLIC HEALTH REGISTERED NURSE	0.50
Totals	1.66

New Positions

Code and Description	Count	Pay Grade	Estimated Cost
-----------------------------	--------------	------------------	-----------------------

Eliminations

Code and Description	Count	Pay Grade	Estimated Cost
-----------------------------	--------------	------------------	-----------------------

WOMEN, INFANTS, AND CHILDREN (25311-25323)

2024/25 Budget

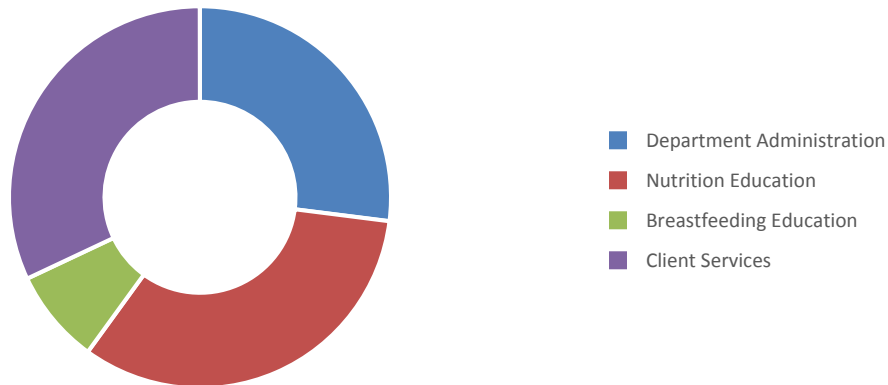
Budget Comparison

	2022/23 Actual	2023/24 Budget	2023 Revised Estimate	2024/25 Budgeted
Personal Services	\$ 1,022,855	\$ 1,831,477	\$ 1,060,511	\$ 1,375,300
Supplies	179,658	301,664	183,543	302,611
Contractual Services	138,280	137,042	132,298	138,532
Other Charges	233,401	451,376	249,084	327,974
Operating Transfers	72,147	-	72,147	-
Total Expenses	\$ 1,646,341	\$ 2,721,559	\$ 1,697,583	\$ 2,144,417

Total Departmental Revenues	\$1,688,523.00	\$2,721,559.00	\$1,688,523.00	\$2,721,559.00
------------------------------------	-----------------------	-----------------------	-----------------------	-----------------------

Approved Positions

	2022/23 Actual	2023/24 Budget	2024/25 Budgeted
Full-time	47.0	47.0	47.0
Part-time	-	-	-
Total	47.0	47.0	47.0



Mission

Safeguard the health of low- and moderate-income women, infants, and children (up to age five) who are at nutritional risk by providing nutritious foods to supplement diets, information on healthy eating, and referrals to health care.

Strategic Approach

The mission and role of the WIC Nutrition program serves low- and moderate-income families, provides health screenings, nutritious foods to supplement their diets, and referrals to health care and social service agencies. Participation in the WIC program is associated with a reduction in the number of poor birth outcomes and a reduction in the amount spent on Medicaid costs. Participation in the WIC program supports cognitive development, helping children to enter kindergarten ready to learn.

The WIC Nutrition Program is federally funded by USDA through a grant to the State of Texas. The state administers the program and contracts with the City of Amarillo to provide services in accordance with state and federal guidelines. The WIC Nutrition Program delivers the highest quality services with integrity and with respect to the WIC-eligible population. The department serves an average of 5,944 participants per month or 71,332 participants per year. The department has an operating budget of \$2.5 million. Additionally, the department oversees \$5.1 million in food benefit issuances.

There are two major types of nutrition risks recognized for WIC eligibility: medically based risks such as anemia, underweight, history of pregnancy complications, or poor pregnancy outcomes; and dietary risks, such as inappropriate nutrition/feeding practices or failure to meet the current Dietary Guidelines for Americans. Women, infants, and children at nutrition risk have a much greater risk of experiencing health problems.

Programs of the WIC Department

Administration

2024/25 Budget — \$578,993 of Budget

This program provides the administrative expertise for the administration of all aspects of the WIC Nutrition Program in accordance with federal and state regulations and internal policies and procedures.

Education

2024/25 Budget — \$707,658 of Budget

This program is responsible for delivering nutrition education to participants enrolled in the WIC Nutrition Program according to state and federal regulations. The Nutrition Education section transformed Nutrition Education from an in-person event to providing Nutrition Education via telephone and Zoom effective March 2020 in response to the COVID-19 pandemic. Effective August of 2023, the Nutrition Education section transformed Nutrition Education back to in-person classes and on-line classes for Nutrition Education. The on-line classes are available 24/7 to accommodate various schedules. Risk assessment and Individual counseling as a component of the certification process has also been transformed back to in-person services provided in the clinic, as opposed to the services being provided over the telephone during the pandemic. WC participants complete the quiz at the end of each class and obtain a code to provide the WIC office to receive credit for the class. Beginning in December 2020, Cooking Classes via Zoom were added to the options that WIC participants can select from for their nutrition education. The Zoom cooking classes have been very popular with over 1550 WIC participants and family members participating in these classes since they were started.

<i>Performance Measures/Indicators:</i>	2022/23 Actual	2023/24 Estimated	2024/25 Projected
Strive to maintain percentage of WIC participants receiving nutrition education above 95% (state standard)	100%	100%	100%
Annual number of families receiving nutrition education and counseling services at the time of benefit issuance	63,775	71,332	73,200

Breastfeeding Education

2024/25 Budget — \$171,553 of Budget

This program is responsible for providing breastfeeding information, education, and support to pregnant women and breastfeeding women enrolled in the WIC Nutrition Program, as well as those in the general public requesting such. Services are provided by Breastfeeding Educators, Lactation Consultants, and Peer Counselors.

<i>Performance Measures/Indicators:</i>	2022/23 Actual	2023/24 Estimated	2024/25 Projected
Percent of infants enrolled in WIC that are breastfed.	46%	44%	44%
Number of breastfeeding women receiving breastfeeding counseling/education	7,781	7,853	7,931

Client Services

2024/25 Budget — \$686,213 of Budget

This program provides support for the delivery of services to WIC participants in the most efficient, timely, accurate, professional, and pleasant manner possible. These support services include performing anthropometric body measurements and plotting results on growth grids; assessing eligibility for the program based on financial, residency, medical/nutritional factors; computer data entry of participant information; issuance of program benefits; scheduling certification and nutrition education appointments; copying/reproduction of materials; filing; and telephone and reception activities. In March of 2020, this department transitioned overnight from providing in-person services to providing modified curbside services where WIC participants utilize a secure link to upload identification, residency, and income documents. WIC staff then discussed individual circumstances with the participant over the telephone to evaluate and determine residency and financial eligibility. Nutrition staff completed the nutrition evaluation, counseling, and certification. An appointment was given for the participant to come to the WIC office and have food benefits loaded on their WIC electronic benefit card utilizing protective measures and social distancing. In August 2023, this department transitioned back to having the participant come into the clinic to complete their WIC services. WIC participants are still encouraged to upload their financial information via an application, allowing WIC staff to complete the financial eligibility portion of the WIC certification as a measure of streamlining service and reducing the length of time the appointment takes. However, if participants aren't able to upload their documents via the app, the WIC staff are happy to assist them in clinic.

The COVID-19 pandemic had a severe impact on the overall caseload for the department, creating a 20% drop in caseload from Jan. 2020 to March 2021. The drop in caseload is attributed to Amarillo being a hot spot early in the pandemic and WIC participants deciding to stay home rather than come to their WIC appointments to avoid infection, the high hospitalization rate in Amarillo from August 2020 through February 2021 and again from July of 2021 through January of 2022; the temporary 25% increase in SNAP benefits from March of 2020 through September of 2021 which then became a permanent increase effective October 2021, the issuance of three stimulus checks along with early advances on the child tax credit that people received, and a reduction in birth rates.

WOMEN, INFANTS, AND CHILDREN (25311-25323)

2024/25 Budget

The department is proud to report that caseload has grown by 11% during the fiscal year of 2023/24 and has grown by 19% during the past 2 years (from 2022 to 2024) and is very close to the caseload totals that were obtained right before the pandemic.

<i>Performance Measures/Indicators:</i>	2022/23 Actual	2023/24 Estimated	2024/25 Projected
Percentage of total caseload that is Infants.	27%	26%	26%
Percentage of total caseload that is Children.	45%	47%	47%
Percentage of total caseload that is Women.	28%	27%	27%
Average number of participants served monthly.	5,315	5,944	6,100
Total number of WIC participants receiving food benefits annually.	63,775	71,332	73,200
Percentage change from previous year.	+8%	+11%	+3%

Total WIC 2024/25 Budget — \$2,144,417

City of Amarillo 2024 Department Request by Business Unit

25311 - WIC Administration



Description	2021 Actual	2022 Actual	2023 Budget	2023 Revised Estimate	2024 Dept Request	Dept Request Variance
Revenues						
25311 - WIC Administration						
Other Government Revenues						
35610 - Grant In Aid – Federal	315,813	284,796	425,767	284,796	425,767	-
35500 - Other Government Revenues	315,813	284,796	425,767	284,796	425,767	-
Miscellaneous Revenue						
37410 - Miscellaneous Revenue	-	495	-	495	-	-
37400 - Miscellaneous Revenue	-	495	-	495	-	-
25311 - WIC Administration	315,813	285,291	425,767	285,291	425,767	-
Total Revenues	315,813	285,291	425,767	285,291	425,767	-
Expenditures						
25311 - WIC Administration						
Personal Services						
41100 - Salaries and Wages	147,448	123,920	171,961	193,926	110,997	-60,964
41500 - PFP	-	-	-	-	-	-
41820 - Health Insurance	6,542	8,514	37,418	19,032	29,540	-7,878
42300 - State Unemployment	82	50	499	949	138	-361
42400 - Workers Compensation	237	185	364	364	-856	-1,220
41900 - Life	28	31	178	49	152	-26
42010 - Social Security - Medicare	2,543	1,753	2,492	2,732	1,611	-881
42020 - Social Security - OASDI	8,313	7,494	10,665	11,644	6,879	-3,786
42110 - TMRS	17,479	14,777	28,680	27,085	19,984	-8,696
42115 - OPEB Funding	3,494	3,030	4,179	4,694	2,703	-1,476
41620 - Unscheduled	21	784	-	702	-	-
41000 - Personal Services	186,186	160,540	256,436	261,177	171,148	-85,288
Supplies						
51110 - Office Expense	685	316	1,886	316	2,245	359
51115 - Employee Recognition Program	-	-	1,000	-	990	-10
51200 - Operating	53	8	2,640	8	3,103	463
51700 - Education	32	228	1,400	228	1,667	267
51000 - Supplies	770	552	6,926	552	8,005	1,079
Contractual Services						
61200 - Postage	-	-	432	-	482	50
61300 - Advertising	-	-	375	-	446	71
61400 - Dues	125	325	904	325	1,234	330
61410 - Tuition	358	1,407	690	1,407	821	131
62000 - Professional	-	-	510	-	583	73
68100 - R & M - Building	7,400	-	-	-	-	-
60000 - Contractual Services	7,883	1,732	2,911	1,732	3,566	655
Other Charges						
71100 - Insurance and Bonds	35,471	32,293	46,493	46,493	55,543	9,050
75100 - Travel	1,316	3,420	12,872	3,420	12,872	-
75200 - Mileage	-	-	2,024	-	2,024	-

**City of Amarillo 2024 Department Request by
Business Unit
25311 - WIC Administration**



Description	2021 Actual	2022 Actual	2023 Budget	2023 Revised Estimate	2024 Dept Request	Dept Request Variance
77450 - Administrative Other	29,808	20,992	35,795	20,992	25,096	-10,699
77610 - Information Technology - City	55,461	59,343	62,310	60,827	64,802	2,492
70000 - Other Charges	122,057	116,047	159,494	131,732	160,337	843
25311 - WIC Administration	316,895	278,871	425,767	395,193	343,056	-82,711
Total Expenditures	316,895	278,871	425,767	395,193	343,056	-82,711

2024-25 Employee Distribution by Position

Entity	25311 - WIC Administration
Scenario	Dept Req
Year	2024
Currency	USD

Code and Description	Count
ADM055--ASSISTANT WIC DIRECTOR	1.0
ADM585--DIRECTOR OF WIC	1.0
CLR003--INTAKE SPECIALIST	2.0
CLR006--ENROLLMENT SPECIALIST	3.0
CLR630--WIC OFFICE MANAGER	1.0
PRF215--NUTRITION HEALTH EDUCATOR	1.0
PRF220--NH INFO TECHNICIAN COUNSELOR	3.0
PRF225--NUTRITION SPECIALIST	3.0
PRF230--NUTRITION OUTREACH SPECIALIST	1.0
PRF235--NUTRITION CARE SPECIALIST	2.0
PRF585--NUTRITIONIST I	2.0
PRF586--NUTRITIONIST II	2.0
PRF587--NUTRITIONIST III	1.0
PRF588--NUTRITIONIST IV	1.0
TEC160--WIC TECHNICIAN IV	1.0
TEC162--WIC TECHNICIAN V	1.0
TEC450--GREENHOUSE TECHNICIAN	1.0
TEC570--DIETICIAN I	1.0
TEC571--DIETICIAN II	1.0
TEC585--NUTRITION TECH I	1.0
TEC586--NUTRITION TECHNICIAN II	1.0
TEC587--WIC TECHNICIAN I	5.0
TEC588--NUTRITION TECHNICIAN III	3.0
TEC589--NUTRITION TECH IV	2.0
TEC590--WIC TECHNICIAN II	4.0
TEC591--WIC TECHNICIAN III	2.00
Totals	47.00

New Positions

Code and Description	Count	Pay Grade	Estimated Cost
----------------------	-------	-----------	----------------

Eliminations

Code and Description	Count	Pay Grade	Estimated Cost
----------------------	-------	-----------	----------------

City of Amarillo 2024 Department Request by Business Unit

25312 - WIC Nutrition Education



Description	2021 Actual	2022 Actual	2023 Budget	2023 Revised Estimate	2024 Dept Request	Dept Request Variance
Revenues						
25312 - WIC Nutrition Education						
Other Government Revenues						
35610 - Grant In Aid – Federal	367,405	372,494	881,865	372,494	881,865	-
35500 - Other Government Revenues	367,405	372,494	881,865	372,494	881,865	-
25312 - WIC Nutrition Education	367,405	372,494	881,865	372,494	881,865	-
Total Revenues	367,405	372,494	881,865	372,494	881,865	-
Expenditures						
25312 - WIC Nutrition Education						
Personal Services						
41100 - Salaries and Wages	235,227	257,518	429,881	259,809	304,809	-125,072
41500 - PFP	-	-	-	-	-	-
41820 - Health Insurance	32,548	32,501	93,525	41,346	89,123	-4,402
42300 - State Unemployment	331	313	1,245	17	469	-776
42400 - Workers Compensation	360	392	914	914	-1,581	-2,495
41900 - Life	95	86	419	78	391	-28
42010 - Social Security - Medicare	3,302	3,777	6,230	3,790	4,411	-1,819
42020 - Social Security - OASDI	10,808	12,492	26,655	11,848	18,908	-7,747
42110 - TMRS	24,534	28,383	71,691	29,615	54,009	-17,682
42115 - OPEB Funding	4,432	5,058	10,444	4,750	7,411	-3,033
41620 - Unscheduled	489	9,612	-	9,472	-	-
41000 - Personal Services	312,126	350,131	641,004	361,639	477,950	-163,054
Supplies						
51110 - Office Expense	345	393	6,957	393	6,957	-
51200 - Operating	41,680	9,673	22,255	9,673	22,255	-
51400 - Photographic	-	-	250	-	250	-
51450 - Botany & Agriculture	-	-	4,200	-	4,200	-
51452 - B & A - General	297	-	4,200	-	4,200	-
51456 - B & A - Bedding Plants	-	-	2,500	-	2,500	-
51458 - B & A - Fertilizer	-	-	2,800	-	2,800	-
51462 - B & A - Chemicals	-	-	1,200	-	1,200	-
51700 - Education	716	505	44,668	505	44,668	-
53100 - Natural Gas	1,944	2,272	2,608	2,445	2,518	-90
53150 - Electricity	4,282	5,275	5,466	5,913	5,630	164
53200 - Water and Sewer	1,887	2,196	2,214	2,533	2,609	395
54000 - Food	15	29	5,500	29	5,500	-
51000 - Supplies	51,165	20,343	104,818	21,491	105,287	469
Contractual Services						
61200 - Postage	34	6	1,742	6	1,742	-
61300 - Advertising	-	-	1,050	-	1,050	-
61400 - Dues	-	70	2,800	70	2,800	-
61410 - Tuition	770	4,040	13,350	4,040	13,350	-

**City of Amarillo 2024 Department Request by
Business Unit
25312 - WIC Nutrition Education**



62000 - Professional	-	-	750	-	750	-
63400 - Employee Medical	-	-	2,800	-	2,800	-
60000 - Contractual Services	804	4,116	22,492	4,116	22,492	-
Other Charges						
74000 - Printing and Binding	-	-	3,800	-	3,800	-
75100 - Travel	-	2,541	17,775	2,541	17,775	-
75200 - Mileage	-	-	2,500	-	2,500	-
77450 - Administrative Other	49,971	45,828	89,476	45,828	50,837	-38,639
70000 - Other Charges	49,971	48,369	113,551	48,369	74,912	-38,639
25312 - WIC Nutrition Education	414,066	422,960	881,865	435,615	680,641	-201,224
Total Expenditures	414,066	422,960	881,865	435,615	680,641	-201,224

City of Amarillo 2024 Department Request by Business Unit

25313 - WIC Breastfeeding



Description	2021 Actual	2022 Actual	2023 Budget	2023 Revised Estimate	2024 Dept Request	Dept Request Variance
Revenues						
25313 - WIC Breastfeeding						
Other Government Revenues						
35610 - Grant In Aid – Federal	65,201	58,708	103,910	58,708	103,910	-
35500 - Other Government Revenues	65,201	58,708	103,910	58,708	103,910	-
25313 - WIC Breastfeeding	65,201	58,708	103,910	58,708	103,910	-
Total Revenues	65,201	58,708	103,910	58,708	103,910	-
Expenditures						
25313 - WIC Breastfeeding						
Personal Services						
41100 - Salaries and Wages	35,138	33,998	49,136	25,978	42,408	-6,728
41500 - PFP	-	-	-	-	-	-
41820 - Health Insurance	4,171	4,204	10,672	4,077	-1,003	-11,675
42300 - State Unemployment	50	37	145	-	25	-120
42400 - Workers Compensation	54	52	107	107	-27	-134
41900 - Life	16	15	59	10	33	-26
42010 - Social Security - Medicare	495	497	709	375	616	-93
42020 - Social Security - OASDI	1,745	1,922	3,048	1,390	2,633	-415
42110 - TMRS	4,172	4,141	8,190	3,717	7,301	-889
42115 - OPEB Funding	709	769	1,197	561	1,038	-159
41620 - Unscheduled	49	981	-	551	-	-
41000 - Personal Services	46,598	46,616	73,263	36,766	53,024	-20,239
Supplies						
51110 - Office Expense	-	2	1,980	2	1,980	-
51200 - Operating	11,784	2,345	4,168	2,345	4,168	-
51400 - Photographic	-	-	850	-	850	-
51700 - Education	-	-	2,031	-	2,031	-
51000 - Supplies	11,784	2,348	9,029	2,347	9,029	-
Contractual Services						
61200 - Postage	-	1,435	612	1,435	612	-
61400 - Dues	-	-	1,076	-	1,076	-
61410 - Tuition	-	450	2,900	450	2,900	-
60000 - Contractual Services	-	1,885	4,588	1,885	4,588	-
Other Charges						
74000 - Printing and Binding	-	-	300	-	300	-
75100 - Travel	-	-	5,800	-	5,800	-
75200 - Mileage	-	-	700	-	700	-
77450 - Administrative Other	7,460	6,123	10,230	6,123	7,505	-2,725
70000 - Other Charges	7,460	6,123	17,030	6,123	14,305	-2,725
25313 - WIC Breastfeeding	65,842	56,972	103,910	47,121	80,946	-22,964
Total Expenditures	65,842	56,972	103,910	47,121	80,946	-22,964

City of Amarillo 2024 Department Request by Business Unit

25314 - WIC Client Services



Description	2021 Actual	2022 Actual	2023 Budget	2023 Revised Estimate	2024 Dept Request	Dept Request Variance
Revenues						
25314 - WIC Client Services						
Other Government Revenues						
35610 - Grant In Aid – Federal	1,375,886	451,486	993,249	451,486	993,249	-
35500 - Other Government Revenues	1,375,886	451,486	993,249	451,486	993,249	-
<hr/>						
25314 - WIC Client Services	1,375,886	451,486	993,249	451,486	993,249	-
<hr/>						
Total Revenues	1,375,886	451,486	993,249	451,486	993,249	-
<hr/>						
Expenditures						
25314 - WIC Client Services						
Personal Services						
41100 - Salaries and Wages	210,915	240,840	528,144	243,988	398,562	-129,582
41500 - PFP	-	-	-	-	-	-
41820 - Health Insurance	37,556	46,028	114,851	39,723	112,322	-2,529
42300 - State Unemployment	354	371	1,550	64	623	-927
42400 - Workers Compensation	323	361	1,128	1,128	-1,456	-2,584
41900 - Life	100	106	530	96	501	-29
42010 - Social Security - Medicare	2,948	3,448	7,661	3,456	5,777	-1,884
42020 - Social Security - OASDI	9,867	11,819	32,753	11,559	24,722	-8,031
42110 - TMRS	25,276	28,781	88,078	29,594	69,936	-18,142
42115 - OPEB Funding	4,066	4,881	12,832	4,605	9,666	-3,166
41620 - Unscheduled	506	7,181	-	3,720	-	-
41000 - Personal Services	291,910	343,817	787,527	337,933	620,653	-166,874
<hr/>						
Supplies						
51110 - Office Expense	8,763	10,079	15,900	10,079	15,900	-
51200 - Operating	35,925	11,642	8,840	11,642	8,840	-
51350 - Chemical and Medical	-	-	18,400	-	18,400	-
51410 - Vaccines	-	-	3,200	-	3,200	-
51700 - Education	-	-	600	-	600	-
51950 - Minor Office Equipment	-	5,087	-	5,087	-	-
51970 - Software	-	-	-	-	-	-
53100 - Natural Gas	3,947	4,613	5,293	4,964	5,113	-180
53150 - Electricity	9,548	11,194	11,947	12,613	12,305	358
53200 - Water and Sewer	4,114	4,622	5,702	5,590	5,758	56
51000 - Supplies	62,297	47,237	69,882	49,975	70,116	234
<hr/>						
Contractual Services						
61200 - Postage	466	21	936	21	936	-
61300 - Advertising	135	-	500	-	500	-
61410 - Tuition	-	-	3,903	-	3,903	-
62000 - Professional	-	-	2,500	-	2,500	-
63400 - Employee Medical	-	-	100	-	100	-
67600 - Temporary Labor	2,462	9,748	-	9,748	-	-
68100 - R & M - Building	8,921	6,575	3,542	6,575	3,542	-
68610 - Office Equipment	-	-	1,200	-	1,200	-

**City of Amarillo 2024 Department Request by
Business Unit
25314 - WIC Client Services**



Description	2021 Actual	2022 Actual	2023 Budget	2023 Revised Estimate	2024 Dept Request	Dept Request Variance
68620 - Computer Equipment	-	-	3,000	-	3,000	-
68690 - R & M - WIC Roof Repair	-	-	2,715	-	2,715	-
68691 - R & M - WIC Painting	-	-	2,000	-	2,000	-
60000 - Contractual Services	11,984	16,344	20,396	16,344	20,396	-
Other Charges						
75100 - Travel	-	-	3,335	-	3,335	-
75200 - Mileage	-	-	2,172	-	2,172	-
77450 - Administrative Other	46,735	44,937	109,937	44,937	29,310	-80,627
70000 - Other Charges	46,735	44,937	115,444	44,937	34,817	-80,627
Capital Outlay						
83100 - Improve other than Build	-	-	-	-	-	-
80000 - Capital Outlay	-	-	-	-	-	-
Operating Transfers						
92130 - General Construction	965,687	-	-	-	-	-
92000 - Operating Transfers	965,687	-	-	-	-	-
25314 - WIC Client Services	1,378,611	452,335	993,249	449,189	745,982	-247,267
Total Expenditures	1,378,611	452,335	993,249	449,189	745,982	-247,267

City of Amarillo 2024 Department Request by Business Unit

25315 - WIC IT



Description	2021 Actual	2022 Actual	2023 Budget	2023 Revised Estimate	2024 Dept Request	Dept Request Variance
Revenues						
25315 - WIC IT						
Other Government Revenues						
35610 - Grant In Aid – Federal	9,026	23,005	1,250	23,005	1,250	-
35500 - Other Government Revenues	9,026	23,005	1,250	23,005	1,250	-
25315 - WIC IT	9,026	23,005	1,250	23,005	1,250	-
Total Revenues	9,026	23,005	1,250	23,005	1,250	-
Expenditures						
25315 - WIC IT						
Personal Services						
41100 - Salaries and Wages	-	-	-	-	-	-
41820 - Health Insurance	-	-	-	-	-	-
42300 - State Unemployment	-	-	-	-	-	-
42400 - Workers Compensation	-	-	-	-	-	-
42010 - Social Security - Medicare	-	-	-	-	-	-
42020 - Social Security - OASDI	-	-	-	-	-	-
42110 - TMRS	-	-	-	-	-	-
42115 - OPEB Funding	-	-	-	-	-	-
41620 - Unscheduled	-	-	-	-	-	-
41000 - Personal Services	-	-	-	-	-	-
Supplies						
51200 - Operating	687	1,298	1,250	1,298	1,250	-
51950 - Minor Office Equipment	5,865	11,387	-	11,387	-	-
51970 - Software	-	-	-	-	-	-
51980 - IT Hardware	2,474	10,320	-	10,320	-	-
51000 - Supplies	9,026	23,005	1,250	23,005	1,250	-
Other Charges						
77450 - Administrative Other	-	-	-	-	-	-
70000 - Other Charges	-	-	-	-	-	-
25315 - WIC IT	9,026	23,005	1,250	23,005	1,250	-
Total Expenditures	9,026	23,005	1,250	23,005	1,250	-

City of Amarillo 2024 Department Request by Business Unit

25316 - WIC Special-Extra



Description	2021 Actual	2022 Actual	2023 Budget	2023 Revised Estimate	2024 Dept Request	Dept Request Variance
Revenues						
25316 - WIC Special-Extra						
Other Government Revenues						
35610 - Grant In Aid – Federal	2,953	-	1,093	-	1,093	-
35500 - Other Government Revenues	2,953	-	1,093	-	1,093	-
25316 - WIC Special-Extra	2,953	-	1,093	-	1,093	-
Total Revenues	2,953	-	1,093	-	1,093	-
Expenditures						
25316 - WIC Special-Extra						
Personal Services						
41100 - Salaries and Wages	959	-	-	-	-	-
41820 - Health Insurance	-	-	-	-	-	-
42300 - State Unemployment	6	-	-	-	-	-
42400 - Workers Compensation	1	-	-	-	-	-
41900 - Life	-	-	-	-	-	-
42010 - Social Security - Medicare	31	-	-	-	-	-
42020 - Social Security - OASDI	61	-	-	-	-	-
42110 - TMRS	266	-	-	-	-	-
42115 - OPEB Funding	24	-	-	-	-	-
41620 - Unscheduled	1,196	-	-	-	-	-
41000 - Personal Services	2,545	-	-	-	-	-
Supplies						
51200 - Operating	-	-	-	-	-	-
51950 - Minor Office Equipment	-	-	-	-	-	-
51000 - Supplies	-	-	-	-	-	-
Contractual Services						
61300 - Advertising	-	-	-	-	-	-
61410 - Tuition	-	-	-	-	-	-
67600 - Temporary Labor	-	-	-	-	-	-
60000 - Contractual Services	-	-	-	-	-	-
Other Charges						
75100 - Travel	-	-	1,093	-	1,093	-
77450 - Administrative Other	407	-	-	-	-	-
70000 - Other Charges	407	-	1,093	-	1,093	-
25316 - WIC Special-Extra	2,953	-	1,093	-	1,093	-
Total Expenditures	2,953	-	1,093	-	1,093	-

City of Amarillo 2024 Department Request by Business Unit

25317 - WIC Lactation Consultant



Description	2021 Actual	2022 Actual	2023 Budget	2023 Revised Estimate	2024 Dept Request	Dept Request Variance
Revenues						
25317 - WIC Lactation Consultant						
Other Government Revenues						
35610 - Grant In Aid – Federal	18,600	15,804	6,245	15,804	6,245	-
35500 - Other Government Revenues	18,600	15,804	6,245	15,804	6,245	-
25317 - WIC Lactation Consultant	18,600	15,804	6,245	15,804	6,245	-
Total Revenues	18,600	15,804	6,245	15,804	6,245	-
Expenditures						
25317 - WIC Lactation Consultant						
Personal Services						
41100 - Salaries and Wages	8,080	7,400	-	7,565	-	-
41500 - PFP	-	-	-	-	-	-
41820 - Health Insurance	2,140	1,953	-	1,792	-	-
42300 - State Unemployment	5	5	-	-	-	-
42400 - Workers Compensation	12	11	-	-	-	-
41900 - Life	4	3	-	3	-	-
42010 - Social Security - Medicare	107	112	-	113	-	-
42020 - Social Security - OASDI	458	481	-	483	-	-
42110 - TMRS	966	992	-	1,198	-	-
42115 - OPEB Funding	197	203	-	206	-	-
41620 - Unscheduled	35	973	-	901	-	-
41000 - Personal Services	12,005	12,134	-	12,261	-	-
Supplies						
51110 - Office Expense	-	4	50	4	50	-
51200 - Operating	3,272	-	200	-	200	-
51350 - Chemical and Medical	-	-	150	-	150	-
51700 - Education	-	-	1,250	-	1,250	-
51000 - Supplies	3,272	4	1,650	4	1,650	-
Contractual Services						
61400 - Dues	617	-	470	-	470	-
61410 - Tuition	584	225	375	225	375	-
60000 - Contractual Services	1,201	225	845	225	845	-
Other Charges						
75100 - Travel	200	1,365	3,500	1,365	3,500	-
75200 - Mileage	-	-	250	-	250	-
77450 - Administrative Other	1,922	1,591	-	1,591	-	-
70000 - Other Charges	2,122	2,957	3,750	2,956	3,750	-
25317 - WIC Lactation Consultant	18,600	15,320	6,245	15,446	6,245	-
Total Expenditures	18,600	15,320	6,245	15,446	6,245	-

City of Amarillo 2024 Department Request by Business Unit

25318 - WIC Peer Counselor



Description	2021 Actual	2022 Actual	2023 Budget	2023 Revised Estimate	2024 Dept Request	Dept Request Variance
Revenues						
25318 - WIC Peer Counselor						
Other Government Revenues						
35610 - Grant In Aid – Federal	20,863	28,391	118,849	28,391	118,849	-
35500 - Other Government Revenues	20,863	28,391	118,849	28,391	118,849	-
25318 - WIC Peer Counselor	20,863	28,391	118,849	28,391	118,849	-
Total Revenues	20,863	28,391	118,849	28,391	118,849	-
Expenditures						
25318 - WIC Peer Counselor						
Personal Services						
41100 - Salaries and Wages	11,751	14,719	36,846	16,835	34,061	-2,785
41500 - PFP	-	-	-	-	-	-
41820 - Health Insurance	3,123	5,801	8,028	3,529	-3,880	-11,908
42300 - State Unemployment	25	30	100	-	23	-77
42400 - Workers Compensation	18	23	75	75	20	-55
41900 - Life	7	11	30	7	5	-25
42010 - Social Security - Medicare	161	196	537	233	502	-35
42020 - Social Security - OASDI	576	837	2,282	994	2,108	-174
42110 - TMRS	1,428	1,777	6,146	2,395	5,817	-329
42115 - OPEB Funding	247	364	892	243	826	-66
41620 - Unscheduled	130	131	-	79	-	-
41000 - Personal Services	17,466	23,889	54,936	24,390	39,482	-15,454
Supplies						
51110 - Office Expense	-	-	300	-	300	-
51200 - Operating	-	-	1,328	-	1,328	-
51000 - Supplies	-	-	1,628	-	1,628	-
Contractual Services						
61200 - Postage	-	-	48	-	48	-
61300 - Advertising	-	-	40,490	-	40,490	-
61400 - Dues	-	-	350	-	350	-
61410 - Tuition	-	225	3,300	225	3,300	-
60000 - Contractual Services	-	225	44,188	225	44,188	-
Other Charges						
75100 - Travel	600	-	9,626	-	9,626	-
75200 - Mileage	-	-	800	-	800	-
77450 - Administrative Other	2,796	3,154	7,671	3,154	5,891	-1,780
70000 - Other Charges	3,396	3,154	18,097	3,154	16,317	-1,780
25318 - WIC Peer Counselor	20,863	27,268	118,849	27,769	101,615	-17,234
Total Expenditures	20,863	27,268	118,849	27,769	101,615	-17,234

City of Amarillo 2024 Department Request by Business Unit

25320 - WIC Mentor



Description	2021 Actual	2022 Actual	2023 Budget	2023 Revised Estimate	2024 Dept Request	Dept Request Variance
Revenues						
25320 - WIC Mentor						
Other Government Revenues						
35610 - Grant In Aid – Federal	-	-	49,900	-	49,900	-
35500 - Other Government Revenues	-	-	49,900	-	49,900	-
<hr/>						
25320 - WIC Mentor	-	-	49,900	-	49,900	-
<hr/>						
Total Revenues	-	-	49,900	-	49,900	-
Expenditures						
25320 - WIC Mentor						
Contractual Services						
61200 - Postage	-	-	162	-	162	-
62000 - Professional	-	-	37,238	-	37,238	-
60000 - Contractual Services	-	-	37,400	-	37,400	-
<hr/>						
Other Charges						
75100 - Travel	-	-	7,500	-	7,500	-
75200 - Mileage	-	-	5,000	-	5,000	-
70000 - Other Charges	-	-	12,500	-	12,500	-
<hr/>						
25320 - WIC Mentor	-	-	49,900	-	49,900	-
<hr/>						
Total Expenditures	-	-	49,900	-	49,900	-

City of Amarillo 2024 Department Request by Business Unit

25321 - WIC Obesity



Description	2021 Actual	2022 Actual	2023 Budget	2023 Revised Estimate	2024 Dept Request	Dept Request Variance
Revenues						
25321 - WIC Obesity						
Other Government Revenues						
35610 - Grant In Aid – Federal	19,555	60,813	36,763	60,813	36,763	-
35500 - Other Government Revenues	19,555	60,813	36,763	60,813	36,763	-
25321 - WIC Obesity	19,555	60,813	36,763	60,813	36,763	-
Total Revenues	19,555	60,813	36,763	60,813	36,763	-
Expenditures						
25321 - WIC Obesity						
Personal Services						
41100 - Salaries and Wages	9,875	8,231	12,285	11,249	7,968	-4,317
41500 - PFP	-	-	-	-	-	-
41820 - Health Insurance	1,561	1,414	2,693	1,982	2,929	236
42300 - State Unemployment	2	4	20	-	-34	-54
42400 - Workers Compensation	15	13	27	27	-59	-86
41900 - Life	4	3	-	4	-	-
42010 - Social Security - Medicare	138	128	174	165	108	-66
42020 - Social Security - OASDI	567	537	764	707	497	-267
42110 - TMRS	1,170	1,078	2,044	1,738	1,432	-612
42115 - OPEB Funding	231	217	304	289	202	-102
41620 - Unscheduled	-	868	-	617	-	-
41000 - Personal Services	13,562	12,493	18,311	16,778	13,043	-5,268
Supplies						
51110 - Office Expense	755	-	302	-	302	-
51200 - Operating	930	46,541	7,033	46,541	7,033	-
54000 - Food	349	-	6,000	-	6,000	-
51000 - Supplies	2,033	46,541	13,335	46,541	13,335	-
Contractual Services						
67600 - Temporary Labor	1,789	-	-	-	-	-
60000 - Contractual Services	1,789	-	-	-	-	-
Other Charges						
75100 - Travel	-	-	2,500	-	2,500	-
75200 - Mileage	-	-	50	-	50	-
77450 - Administrative Other	2,171	1,598	2,567	1,598	2,093	-474
70000 - Other Charges	2,171	1,598	5,117	1,598	4,643	-474
25321 - WIC Obesity	19,555	60,633	36,763	64,917	31,021	-5,742
Total Expenditures	19,555	60,633	36,763	64,917	31,021	-5,742

**City of Amarillo 2024 Department Request by
Business Unit
25322 - WIC R D Grant**



Description	2021 Actual	2022 Actual	2023 Budget	2023 Revised Estimate	2024 Dept Request	Dept Request Variance
Revenues						
25322 - WIC R D Grant						
Other Government Revenues						
35610 - Grant In Aid – Federal	85,101	88,200	72,668	88,200	72,668	-
35500 - Other Government Revenues	85,101	88,200	72,668	88,200	72,668	-
<hr/>						
25322 - WIC R D Grant	85,101	88,200	72,668	88,200	72,668	-
<hr/>						
Total Revenues	85,101	88,200	72,668	88,200	72,668	-
Expenditures						
25322 - WIC R D Grant						
Personal Services						
41100 - Salaries and Wages	21,355	1,446	-	-	-	-
41500 - PFP	-	-	-	-	-	-
41820 - Health Insurance	1,836	134	-	-	-	-
42300 - State Unemployment	-	-	-	-	-	-
41900 - Life	5	-	-	-	-	-
42010 - Social Security - Medicare	306	21	-	-	-	-
42020 - Social Security - OASDI	1,277	89	-	-	-	-
42110 - TMRS	2,496	171	-	-	-	-
42115 - OPEB Funding	506	35	-	-	-	-
41000 - Personal Services	27,782	1,896	-	-	-	-
Supplies						
52300 - Unassigned	-	-	63,146	-	62,311	-835
51000 - Supplies	-	-	63,146	-	62,311	-835
Contractual Services						
61400 - Dues	1,216	1,235	1,822	1,235	2,657	835
61410 - Tuition	-	40	2,400	40	2,400	-
60000 - Contractual Services	1,216	1,275	4,222	1,275	5,057	835
Other Charges						
75100 - Travel	-	200	5,300	200	5,300	-
77450 - Administrative Other	4,448	239	-	239	-	-
70000 - Other Charges	4,448	439	5,300	439	5,300	-
<hr/>						
25322 - WIC R D Grant	33,446	3,610	72,668	1,714	72,668	-
<hr/>						
Total Expenditures	33,446	3,610	72,668	1,714	72,668	-

City of Amarillo 2024 Department Request by Business Unit

25323 - WIC Summer Feeding



Description	2021 Actual	2022 Actual	2023 Budget	2023 Revised Estimate	2024 Dept Request	Dept Request Variance
Revenues						
25323 - WIC Summer Feeding						
Other Government Revenues						
35610 - Grant In Aid – Federal	71,959	37,316	-	37,316	-	-
35500 - Other Government Revenues	71,959	37,316	-	37,316	-	-
<hr/>						
25323 - WIC Summer Feeding	71,959	37,316	-	37,316	-	-
<hr/>						
Total Revenues	71,959	37,316	-	37,316	-	-
Expenditures						
25323 - WIC Summer Feeding						
Personal Services						
41100 - Salaries and Wages	14,465	10,644	-	2,411	-	-
41820 - Health Insurance	3,211	1,353	-	571	-	-
42300 - State Unemployment	17	12	-	1	-	-
42400 - Workers Compensation	5	6	-	-	-	-
41900 - Life	8	3	-	1	-	-
42010 - Social Security - Medicare	686	371	-	104	-	-
42020 - Social Security - OASDI	2,863	1,529	-	423	-	-
42110 - TMRS	5,732	3,007	-	899	-	-
42115 - OPEB Funding	1,145	606	-	171	-	-
41620 - Unscheduled	33,895	15,320	-	4,986	-	-
41000 - Personal Services	62,027	32,851	-	9,567	-	-
Other Charges						
77450 - Administrative Other	9,931	4,179	-	4,179	-	-
70000 - Other Charges	9,931	4,179	-	4,179	-	-
<hr/>						
25323 - WIC Summer Feeding	71,958	37,030	-	13,746	-	-
<hr/>						
Total Expenditures	71,958	37,030	-	13,746	-	-

City of Amarillo 2024 Department Request by Business Unit

25324 - WIC Virtual Classes



Description	2021 Actual	2022 Actual	2023 Budget	2023 Revised Estimate	2024 Dept Request	Dept Request Variance
Revenues						
25324 - WIC Virtual Classes						
Other Government Revenues						
35610 - Grant In Aid – Federal	79,408	96,060	30,000	96,060	30,000	-
35500 - Other Government Revenues	79,408	96,060	30,000	96,060	30,000	-
<hr/>						
25324 - WIC Virtual Classes	79,408	96,060	30,000	96,060	30,000	-
<hr/>						
Total Revenues	79,408	96,060	30,000	96,060	30,000	-
Expenditures						
25324 - WIC Virtual Classes						
Personal Services						
41100 - Salaries and Wages	24,055	28,082	-	-	-	-
41820 - Health Insurance	3,075	4,009	-	-	-	-
42300 - State Unemployment	-	24	-	-	-	-
41900 - Life	7	9	-	-	-	-
42010 - Social Security - Medicare	342	397	-	-	-	-
42020 - Social Security - OASDI	1,458	1,698	-	-	-	-
42110 - TMRS	2,858	3,355	-	-	-	-
42115 - OPEB Funding	583	688	-	-	-	-
41620 - Unscheduled	34	228	-	-	-	-
41000 - Personal Services	32,413	38,489	-	-	-	-
Supplies						
51200 - Operating	26,669	31,578	15,000	31,578	15,000	-
54000 - Food	5,825	8,050	15,000	8,050	15,000	-
51000 - Supplies	32,494	39,628	30,000	39,628	30,000	-
Contractual Service						
67600 - Temporary Labor	9,857	13,670	-	13,670	-	-
60000 - Contractual Services	9,857	13,670	-	13,670	-	-
Other Charges						
77450 - Administrative Other	5,189	5,597	-	5,597	-	-
70000 - Other Charges	5,189	5,597	-	5,597	-	-
<hr/>						
25324 - WIC Virtual Classes	79,954	97,385	30,000	58,895	30,000	-
<hr/>						
Total Expenditures	79,954	97,385	30,000	58,895	30,000	-

City of Amarillo 2024 Department Request by Business Unit

25326 - WIC IPE



Description	2021 Actual	2022 Actual	2023 Budget	2023 Revised Estimate	2024 Dept Request	Dept Request Variance
Revenues						
25326 - WIC IPE						
Other Government Revenues						
35610 - Grant In Aid – Federal	9,117	72,147	-	72,147	-	-
35500 - Other Government Revenues	9,117	72,147	-	72,147	-	-
<hr/>						
25326 - WIC IPE	9,117	72,147	-	72,147	-	-
<hr/>						
Total Revenues	9,117	72,147	-	72,147	-	-
Expenditures						
25326 - WIC IPE						
Supplies						
51110 - Office Expense	264	-	-	-	-	-
51200 - Operating	632	-	-	-	-	-
51000 - Supplies	896	-	-	-	-	-
Contractual Services						
61410 - Tuition	-	-	-	72,147	-	-
60000 - Contractual Services	-	-	-	72,147	-	-
Operating Transfers						
92130 - General Construction	-	72,147	-	72,147	-	-
92000 - Operating Transfers	-	72,147	-	72,147	-	-
<hr/>						
25326 - WIC IPE	9,117	72,147	-	72,147	-	-
<hr/>						
Total Expenditures	9,117	72,147	-	72,147	-	-

**City of Amarillo 2024 Department Request by
Business Unit
25327 - WIC Outreach Campaign**



Description	2021 Actual	2022 Actual	2023 Budget	2023 Revised Estimate	2024 Dept Request	Dept Request Variance
Revenues						
25327 - WIC Outreach Campaign						
Other Government Revenues						
35610 - Grant In Aid – Federal	118,388	98,808	-	98,808	-	-
35500 - Other Government Revenues	118,388	98,808	-	98,808	-	-
<hr/>						
25327 - WIC Outreach Campaign	118,388	98,808	-	98,808	-	-
<hr/>						
Total Revenues	118,388	98,808	-	98,808	-	-
Expenditures						
25327 - WIC Outreach Campaign						
Contractual Service						
61300 - Advertising	118,388	98,808	-	92,826	-	-
60000 - Contractual Services	118,388	98,808	-	92,826	-	-
<hr/>						
25327 - WIC Outreach Campaign	118,388	98,808	-	92,826	-	-
<hr/>						
Total Expenditures	118,388	98,808	-	92,826	-	-



City of Amarillo Summary of Expenditures by Activity Classification



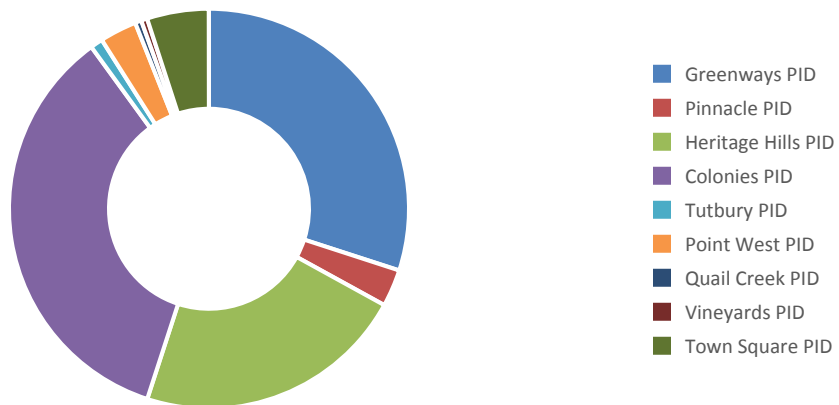
Description	2021 Actual	2022 Budget	2023 Budget
Public Improvement Districts			
02700 - Greenways at Hillside Fund			
27100 - Greenways at Hillside	766,038	825,813	904,337
02705 - Pinnacle PID			
27050 - Pinnacle PID	3,667	65,276	76,090
02710 - Heritage Hills PID Fund			
27110 - Heritage Hills PID	588,115	1,415,626	282,474
02730 - Colonies			
27300 - Colonies	812,510	4,843,735	1,591,979
02740 - Tutbury Public Imprv Dist			
27400 - Tutbury Imprv Dist	15,659	31,659	27,444
02750 - Point West PID			
27510 - Points West PID	15,910	54,242	74,442
02760 - Quail Creek Public Improv Dist			
27610 - Quail Creek PID	9,877	11,474	15,720
02770 - Vineyards PID			
27710 - Vineyards PID	8,750	10,567	26,758
02790 - Town Square PID			
27900 - Town Square PID	1,652	559,189	392,310
Public Improvement Districts Total Expenditures	2,222,178	7,817,581	3,391,554

PUBLIC IMPROVEMENT DISTRICT (2700-2790)

2024/25 Budget

Budget Comparison

	2022/23 Actual	2023/24 Budget	2023 Revised Estimate	2024/25 Budgeted
Supplies	690,078	998,038	682,290	832,368
Contractual Services	665,565	1,089,964	1,046,964	1,149,456
Other Charges	74,486	130,863	131,111	155,864
Capital Outlay	5,131,575	265,000	339,074	265,000
Operating Transfers	650,763	907,689	697,666	909,513
Total Expenses	\$ 7,212,467	\$ 3,391,554	\$ 2,897,105	\$ 3,312,201
Total Departmental Revenues	\$ 7,369,712	\$ 3,136,387	\$ 3,416,668	\$ 3,269,116



Mission

To promote and facilitate the development of quality neighborhoods that enhance the community's appearance.

Strategic Approach

Public Improvement Districts (PIDs) were established to provide for the installation and maintenance of certain amenities and common areas including hardscape and greenscape features that enhance the neighborhood by providing recreational and aesthetic-related improvements.

A five-year service plan that defines the annual budget and individual assessments for each PID as well as providing a 5-year expense/revenue projection is approved annually by the respective PID Advisory Board and City Council. Each PID is fully funded by assessments and does not require city funding.

Programs of the Public Improvement District

Greenways

2024/25 Budget — \$947,447 of Budget

Established in 1995, Greenways was the first PID established in Amarillo. Landscaped parkways and common areas, which include hardscape features, are some of the improvements within the Greenways. The Greenways PID has developed a linear park system that contains approximately 29 acres. The park-like setting meanders throughout the development, interconnecting the home sites with a linear parkway. Trees and shrubs have been added to enhance the park's large expanse of irrigated turf. The park contains over a mile of walking/jogging trails for the use and enjoyment of all users. Utilizing grant dollars from the State of Texas Parks and Wildlife Department, the city constructed a natural setting city park with soccer fields and other recreational type amenities in what was previously an undeveloped playa lake. The city maintains this "playa park". The assessments for the Greenways PID are necessary to fund the maintenance and administrative costs associated with the PID improvements, debt service, and reserve.

The Greenways PID has a five-member advisory Board. Per the terms of the Greenways PID petition, three board member positions are homeowners and two are suggested for approval by the developer.

Pinnacle

2024/25 Budget — \$107,730 of Budget

Established in 2017, the Pinnacle PID encompasses approximately 510 acres of land and is in south Amarillo. The Pinnacle PID contains residentially developed properties. The Pinnacle PID is a multi-phased development and will be subject to developer reimbursements for portions of the improvements. Since the proposed services are in addition to the standard level of service provided by the city, the property owners within the Pinnacle PID will be assessed for the cost of care and maintenance. Per the approved petition that established the PID, assessments will be collected on the platted portions of the Pinnacle PID beginning in FY 2020/21. The assessments for the Pinnacle PID are necessary to fund the maintenance and administrative costs associated with the PID improvements, debt service, and reserves. Improvements such as landscaped medians, entryway features, and specialty lighting will be installed, dedicated, accepted, and are subject to being maintained by the PID assessments. Current administrative expenses due prior to assessments being collected will be paid by the developer/property owner.

The Pinnacle PID will establish an initial three-member advisory board. Once more than 100 lots are sold, the advisory board will expand to five members. Per the terms of the Pinnacle PID petition, the initial three-member board will consist of two board positions suggested for approval by the developer and one board position suggested by approval by the owner of non-school property. The expanded five-member board will consist of two board positions suggested for approval by the developer, two board positions suggested for approval by the Property Owners Association who are lot owners in the PID, and one board position suggested for approval by owner of non-school property.

Heritage Hills

2024/25 Budget — \$315,444 of Budget

The Heritage Hills PID was established in July 2016 to provide for the construction and maintenance of certain right-of-way improvements such as landscaping, green areas, and entry features throughout the subdivision. Heritage Hills will be a multi-phased development and will be subject to developer reimbursements for portions of the improvements. Since the proposed services are in addition to the standard level of service provided by the city, the property owners within the Heritage Hills PID will be assessed for the cost of care and maintenance.

Per the terms of the Heritage Hills PID petition, the five-member advisory board consists of two members recommended by the HOA, two members recommended by the developer, and one member recommended by the owner.

Colonies

2024/25 Budget — \$1,413,259 of Budget

Established in 2001, the Colonies PID encompasses approximately 375 acres of land and is in southwest Amarillo. The Colonies PID contains both residentially and commercially developed properties. The Colonies PID is a multi-phased development and will be subject to developer reimbursements for portions of the improvements. Since the proposed services are in addition to the standard level of service provided by the city, the property owners within the Colonies PID will be assessed for the cost of care and maintenance. The Colonies PID collected the first assessments in January 2002. The assessments for the Colonies PID are necessary to fund the maintenance and administrative costs associated with the PID improvements, debt service, and reserves. Improvements such as a clock tower, landscaped medians, a bridge, gazebos, entryway features, and specialty lighting have been installed, dedicated, accepted and are now being maintained by the PID assessments.

The Colonies PID has a five-member advisory board. Per the terms of the Colonies PID petition, two board positions are suggested for approval by lot owners, two board positions are suggested for approval by the developer, and one board position is suggested for approval by the owners.

Tutbury

2024/25 Budget — \$26,876 of Budget

The Tutbury PID was established to provide for the maintenance of eight landscaped parcels, which have been designated as common areas within the Colonies Unit #9 subdivision.

The Tutbury PID has a three-member advisory board. Per the terms of the Tutbury PID petition, all three board members must be Tutbury homeowners.

Point West

2024/25 Budget — \$71,618 of Budget

Point West Business Park is a Planned Development for business and office land uses. The Point West PID was established to provide for the maintenance of several landscaped medians and entryway features within the city right-of-way. The City of Amarillo has a policy of not allowing medians within city right-of-way and therefore required the PID be established for a maintenance mechanism.

Since the improvements and associated maintenance services are in addition to the standard level of service provided by the city, the property owners within Point West are assessed for the cost of care and maintenance of the medians. The assessments for the Point West PID are necessary to fund the associated maintenance and administrative costs. These costs will be divided among the property owners based on the percentage of the total square footage of the property owned.

The Point West PID has a five-member advisory board. Per the terms of Resolution No. 5-29-12-1 which expanded the board from three members to five members, two members shall be suggested by the developer, two members must be lot owners, and one member shall be suggested for approval by the owners.

Quail Creek

2024/25 Budget —\$13,111 of Budget

The Quail Creek PID was established to provide for the maintenance of a common area with walkways and brick dumpster enclosures as well as landscaped medians within the city right-of-way.

This 29-lot residential subdivision was developed on an irregular piece of land and was limited in what could be designed as a workable residential subdivision. The large median in the middle of the development was a result of this irregular tract. There will be no entry features associated with this tract and the only landscaping will be grass and trees within the common area and medians mentioned above. The subdivision improvements associated with this PID were completed and accepted in the spring of 2009 and are now being maintained by a private contractor.

The amenities offered within this PID are in addition to the standard level of service provided by the city. The property owners within the Quail Creek PID will be assessed for the cost of care and maintenance of the common area amenities.

The Quail Creek PID has a three-member advisory board. Per the terms of the Quail Creek PID petition, all board positions now represent Quail Creek homeowners.

Vineyards

2024/25 Budget —\$26,245 of Budget

The Vineyards PID was established to provide for the installation and maintenance of certain landscaped common areas. Since the proposed services are in addition to the standard level of service provided by the city, the property owners within the Vineyards PID will be assessed for the cost of care and maintenance. The Vineyards PID is a multi-phased residential development and may be subject to developer reimbursements for portions of the improvements. The Vineyards PID collected its first assessments in October 2012. Improvements such as entryway features, landscaped medians, and specialty lighting have been installed, accepted, and therefore, are now being maintained within the first phase of development.

Per the terms of the Vineyards PID petition, after the first year, the advisory board will consist of five members appointed by the City Council and all members of the advisory board will serve terms of three years. Two members are recommended by the developer, two members are lot owners within the Vineyards and one is recommended by the owners.

Town Square

2024/25 Budget — \$390,441 of Budget

The Town Square PID was established in 2014 and provides for the installation and maintenance of certain landscaped common areas to include hardscape features. Town Square will be a multi-phased development and will be subject to developer reimbursements for portions of the improvements. Since the proposed services are in addition to the standard level of service provided by the city, the property owners within the Town Square PID will be assessed for the cost of care and maintenance.

Per the terms of the Town Square PID petition, the five-member advisory board is to consist of two board members suggested for approval by the Property Owners Association, two members suggested for approval by the developer, and one member who is suggested by the owner.

Total PIDS 2024/25 Budget — \$3,312,201

City of Amarillo 2024 Department Request by Business Unit

27100 - Greenways at Hillside



Description	2021 Actual	2022 Actual	2023 Budget	2023 Revised Estimate	2024 Dept Request	Dept Request Variance
Revenues						
27100 - Greenways at Hillside						
Current Year's Levy						
30311 - Collec Randall County A	674,093	730,967	905,195	905,195	950,455	45,260
30300 - Current Year's Levy	674,093	730,967	905,195	905,195	950,455	45,260
Penalty and Int-Delinquent Tax						
30332 - Randall County Assessor	2,266	1,737	—	1,947	—	—
30330 - Penalty and Int-Delinquent Tax	2,266	1,737	—	1,947	—	—
Interest Earnings						
37110 - Interest Income	1,514	19,877	—	19,485	—	—
37109 - Interest Earnings	1,514	19,877	—	19,485	—	—
Proceeds from LT Debt						
39810 - Proceeds from LTerm Debt	—	—	—	—	—	—
39800 - Proceeds from LT Debt	—	—	—	—	—	—
Miscellaneous Revenue						
37130 - Discounts Earned	6	—	—	—	—	—
37400 - Miscellaneous Revenue	6	—	—	—	—	—
27100 - Greenways at Hillside	677,879	752,580	905,195	926,627	950,455	45,260
Total Revenues	677,879	752,580	905,195	926,627	950,455	45,260

Expenditures

27100 - Greenways at Hillside

Supplies

51450 - Botany & Agriculture	6,710	12,413	18,360	12,615	18,727	367
53150 - Electricity	3,138	4,817	3,018	3,307	3,109	91
53200 - Water and Sewer	232,806	247,079	224,400	245,460	252,824	28,424
51000 - Supplies	242,654	264,309	245,778	261,382	274,660	28,882

Contractual Services

61200 - Postage	—	—	572	—	584	12
61300 - Advertising	1,652	1,314	1,260	1,394	1,285	25
61600 - Unassigned	3,793	9,681	20,400	7,273	20,808	408
62000 - Professional	8,560	8,536	8,923	8,560	9,101	178
62015 - PID Management Fees (private)	7,655	10,183	20,200	12,700	20,604	404
67600 - Temporary Labor	176,882	157,834	178,949	157,834	182,528	3,579
68300 - R & M - Improvements	20,102	27,730	35,000	60,183	35,700	700
68312 - Other Improvement	1,660	41,180	95,000	90,231	96,900	1,900
68318 - Lighting	1,512	—	—	—	—	—
68400 - R & M - Irrigation	37,065	30,651	30,000	32,010	36,000	6,000
60000 - Contractual Services	258,880	287,109	390,304	370,185	403,510	13,206

Other Charges

77450 - Administrative Other	28,902	29,480	52,580	52,580	53,632	1,052
70000 - Other Charges	28,902	29,480	52,580	52,580	53,632	1,052

**City of Amarillo 2024 Department Request by
Business Unit
27100 - Greenways at Hillside**



Description	2021 Actual	2022 Actual	2023 Budget	2023 Revised Estimate	2024 Dept Request	Dept Request Variance
Capital Outlay						
83200 - Improvement	35,000	35,000	65,000	65,000	65,000	—
84000 - Capital Outlay	35,000	35,000	65,000	65,000	65,000	-
Debt Service						
89200 - Bond Interest Payments	—	—	—	—	—	—
89000 - Debt Service	-	-	-	-	-	-
Operating Transfers						
92170 - Trsf to Debt Service	200,602	196,575	150,675	150,675	150,675	—
92000 - Operating Transfers	200,602	196,575	150,675	150,675	150,675	—
27100 - Greenways at Hillside	766,038	812,473	904,337	899,822	947,477	43,140
Total Expenditures	766,038	812,473	904,337	899,822	947,477	43,140

City of Amarillo 2024 Department Request by Business Unit

27050 - Pinnacle PID¹



Description	2021 Actual	2022 Actual	2023 Budget	2023 Revised Estimate	2024 Dept Request	Dept Request Variance
Revenues						
27050 - Pinnacle PID						
Current Year's Levy						
30311 - Collec Randall County A	85,823	121,354	122,594	122,594	122,594	-
30300 - Current Year's Levy	85,823	121,354	122,594	122,594	122,594	-
Prior Year's Levy						
30322 - Prior Year Collec Randa	261	17	—	179	—	-
30320 - Prior Year's Levy	261	17	—	179	—	-
27050 - Pinnacle PID	86,084	121,371	122,594	122,773	122,594	—
Total Revenues	86,084	121,371	122,594	122,773	122,594	—
Expenditures						
27050 - Pinnacle PID						
Supplies						
51405 - Botany & Agriculture	—	—	—	—	—	—
51454 - B&A Trees	—	—	2,756	—	3,500	744
53150 - Electricity	—	—	2,287	399	3,300	1,013
53200 - Water and Sewer	815	24,681	6,448	10,182	10,487	4,039
51000 - Supplies	815	24,681	11,491	10,581	17,287	5,796
Contractual Services						
61200 - Postage	—	—	102	—	104	2
61300 - Advertising	1,328	116	357	280	364	7
62000 - Professional	736	832	850	832	867	17
62015 - PID Management Fees (private)	—	986	20,250	21,216	24,760	4,510
67600 - Temporary Labor	—	—	2,100	45,275	49,090	46,990
68300 - R & M - Improvements	—	—	34,477	10,573	5,000	-29,477
68312 - Other Improvement	—	—	2,625	744	—	-2,625
60000 - Contractual Services	2,064	1,934	60,761	78,920	80,185	19,424
Other Charges						
77450 - Administrative Other	788	788	3,838	3,838	5,758	1,920
70000 - Other Charges	788	788	3,838	3,838	5,758	1,920
27050 - Pinnacle PID	3,667	27,404	76,090	93,339	103,230	27,140
Total Expenditures	3,667	27,404	76,090	93,339	103,230	27,140

¹

City of Amarillo 2024 Department Request by Business Unit

27110 - Heritage Hills PID

Description	2021 Actual	2022 Actual	2023 Budget	2023 Revised Estimate	2024 Dept Request	Dept Request Variance
Revenues						
27110 - Heritage Hills PID						
Current Year's Levy						
30311 - Collec Randall County A	422,501	475,438	427,364	479,077	459,287	31,923
30300 - Current Year's Levy	422,501	475,438	427,364	479,077	459,287	31,923
Penalty and Int-Delinquent Tax						
30332 - Randall County Assessor	1,096	3,067	—	—	—	—
30330 - Penalty and Int-Delinquent Tax	1,096	3,067	—	—	—	—
Interest Earnings						
37110 - Interest Income	—	56,826	—	49,560	—	—
37109 - Interest Earnings	—	56,826	—	49,560	—	—
Proceeds from LT Debt						
39810 - Proceeds from LTerm Debt	—	1,250,000	—	—	—	—
39800 - Proceeds from LT Debt	—	1,250,000	—	—	—	—
27110 - Heritage Hills PID	423,596	1,785,332	427,364	528,637	459,287	31,923
Total Revenues	423,596	1,785,332	427,364	528,637	459,287	31,923
Expenditures						
27110 - Heritage Hills PID						
Supplies						
53150 - Electricity	—	—	7,322	411	7,600	278
53200 - Water and Sewer	17,850	27,264	40,800	39,630	50,000	9,200
51000 - Supplies	17,850	27,264	48,122	40,041	57,600	9,478
Contractual Services						
61200 - Postage	—	—	240	—	240	—
61300 - Advertising	1,526	1,357	1,099	1,182	1,099	—
62000 - Professional	5,448	5,808	5,710	6,592	8,000	2,290
62015 - PID Management Fees (private)	—	—	20,000	9,594	20,400	400
67600 - Temporary Labor	21,971	85,216	76,342	66,666	76,400	58
68300 - R & M - Improvements	—	7,932	20,400	7,280	20,400	—
68400 - R & M - Irrigation	—	3,904	10,000	5,454	10,200	200
60000 - Contractual Services	28,945	104,217	133,791	96,768	136,739	2,948
Other Charges						
77450 - Administrative Other	1,379	2,364	9,758	9,758	17,805	8,047
70000 - Other Charges	1,379	2,364	9,758	9,758	17,805	8,047
Capital Outlay						
83200 - Improvement	539,940	1,052,694	—	274,074	—	—
80000 - Capital Outlay	539,940	1,052,694	—	274,074	—	—
Inter Reimbursements						
92170 - Trsf to Debt Service	—	—	90,803	90,803	93,300	2,497
90000 - Inter Reimbursements	—	—	90,803	90,803	93,300	2,497

**City of Amarillo 2024 Department Request by
Business Unit
27110 - Heritage Hills PID**

Description	2021 Actual	2022 Actual	2023 Budget	2023 Revised Estimate	2024 Dept Request	Dept Request Variance
27110 - Heritage Hills PID	588,115	1,186,538	282,474	511,444	305,444	22,970
Total Expenditures	588,115	1,186,538	282,474	511,444	305,444	22,970

City of Amarillo 2024 Department Request by Business Unit

27300 - Colonies



Description	2021 Actual	2022 Actual	2023 Budget	2023 Revised Estimate	2024 Dept Request	Dept Request Variance
Revenues						
27300 - Colonies						
Current Year's Levy						
30311 - Collec Randall County A	1,033,525	1,291,341	1,406,638	1,413,157	1,428,130	21,492
30300 - Current Year's Levy	1,033,525	1,291,341	1,406,638	1,413,157	1,428,130	21,492
Penalty and Int-Delinquent Tax						
30332 - Randall County Assessor	2,636	2,568	—	—	—	-
30330 - Penalty and Int-Delinquent Tax	2,636	2,568	—	—	—	-
Interest Earnings						
37110 - Interest Income	5,147	75,245	—	45,826	—	-
37109 - Interest Earnings	5,147	75,245	—	45,826	—	-
Miscellaneous Revenue						
37410 - Miscellaneous Revenue	—	—	—	—	—	-
37400 - Miscellaneous Revenue	—	—	—	—	—	-
Proceeds from LT Debt						
39810 - Proceeds from LTerm Debt	—	3,000,000	—	—	—	-
39800 - Proceeds from LT Debt	—	3,000,000	—	—	—	-
27300 - Colonies	1,041,308	4,369,154	1,406,638	1,458,983	1,428,130	21,492
Total Revenues	1,041,308	4,369,154	1,406,638	1,458,983	1,428,130	21,492
Expenditures						
27300 - Colonies						
Supplies						
51450 - Botany & Agriculture	10,476	—	—	—	—	—
51454 - B & A - Trees	—	78,864	75,000	47,404	50,000	-25,000
51456 - B & A - Bedding Plants	—	30,763	250,000	92,861	50,000	-200,000
53150 - Electricity	11,949	16,606	21,094	12,761	21,516	422
53200 - Water and Sewer	135,310	212,369	210,382	193,297	214,590	4,208
51000 - Supplies	157,735	338,602	556,476	346,323	336,106	-220,370
Contractual Services						
61200 - Postage	—	—	500	—	510	10
61300 - Advertising	2,404	1,864	2,500	573	2,550	50
62000 - Professional	7,120	18,727	8,317	7,485	8,483	166
62015 - PID Management Fees (private)	29,046	39,870	57,000	57,032	58,140	1,140
67600 - Temporary Labor	65,501	136,956	200,000	231,248	200,000	—
68300 - R & M - Improvements	40,409	13,703	30,000	74,609	60,000	30,000
68400 - R & M - Irrigation	17,577	13,012	30,000	16,979	20,000	-10,000
60000 - Contractual Services	162,057	224,133	328,317	387,926	349,683	21,366
Other Charges						
77450 - Administrative Other	34,414	36,479	40,714	40,714	61,666	20,952
71100 - Insurance and Bonds	241	255	261	259	266	5

**City of Amarillo 2024 Department Request by
Business Unit
27300 - Colonies**



Description	2021 Actual	2022 Actual	2023 Budget	2023 Revised Estimate	2024 Dept Request	Dept Request Variance
70000 - Other Charges	34,655	36,734	40,975	40,973	61,932	20,957
Capital Outlay						
83200 - Improvement	—	4,043,881	—	—	—	—
80000 - Capital Outlay	—	4,043,881	—	—	—	—
Operating Transfers						
92150 - Cert of Obligation	458,063	454,188	666,211	456,188	665,538	-673
92000 - Operating Transfers	458,063	454,188	666,211	456,188	665,538	-673
27300 - Colonies	812,510	5,097,538	1,591,979	1,231,410	1,413,259	-178,720
Total Expenditures	812,510	5,097,538	1,591,979	1,231,410	1,413,259	-178,720

City of Amarillo 2024 Department Request by Business Unit

27400 - Tutbury Imprv Dist



Description	2021 Actual	2022 Actual	2023 Budget	2023 Revised Estimate	2024 Dept Request	Dept Request Variance
Revenues						
27400 - Tutbury Imprv Dist						
Current Year's Levy						
30311 - Collec Randall County A	16,296	16,296	18,696	18,696	28,800	10,104
30300 - Current Year's Levy	16,296	16,296	18,696	18,696	28,800	10,104
27400 - Tutbury Imprv Dist	16,296	16,296	18,696	18,696	28,800	10,104
Total Revenues	16,296	16,296	18,696	18,696	28,800	10,104
Expenditures						
27400 - Tutbury Imprv Dist						
Supplies						
53150 - Electricity	293	434	560	330	340	-220
53200 - Water and Sewer	2,863	3,195	4,269	3,520	3,626	-643
51000 - Supplies	3,156	3,629	4,829	3,850	3,966	-863
Contractual Services						
61200 - Postage	—	—	15	—	16	1
61300 - Advertising	1,328	840	359	292	366	7
62000 - Professional	192	240	245	240	250	5
67600 - Temporary Labor	7,950	7,081	10,879	11,446	11,382	503
68300 - R & M - Improvements	1,669	15,559	5,000	16,548	5,000	—
68400 - R & M - Irrigation	681	139	1,020	3,596	1,040	20
60000 - Contractual Services	11,819	23,858	17,518	32,122	18,054	536
Other Charges						
77450 - Administrative Other	683	818	5,097	5,097	4,856	-241
70000 - Other Charges	683	818	5,097	5,097	4,856	-241
27400 - Tutbury Imprv Dist	15,659	28,305	27,444	41,069	26,876	-568
Total Expenditures	15,659	28,305	27,444	41,069	26,876	-568

City of Amarillo 2024 Department Request by Business Unit

27510 - Points West PID



Description	2021 Actual	2022 Actual	2023 Budget	2023 Revised Estimate	2024 Dept Request	Dept Request Variance
Revenues						
27510 - Points West PID						
Current Year's Levy						
30310 - Collec Potter County As	52,000	52,922	52,000	50,210	52,000	—
30300 - Current Year's Levy	52,000	52,922	52,000	50,210	52,000	—
Interest Earnings						
37110 - Interest Income	—	10,927	—	15,638	—	—
37109 - Interest Earnings	—	10,927	—	15,638	—	—
27510 - Points West PID	52,000	63,849	52,000	65,848	52,000	-
Total Revenues	52,000	63,849	52,000	65,848	52,000	-
Expenditures						
27510 - Points West PID						
Supplies						
53150 - Electricity	475	1,810	2,040	1,310	2,101	61
53200 - Water and Sewer	3,471	22,115	12,485	8,453	12,860	375
51000 - Supplies	3,945	23,924	14,525	9,763	14,961	436
Contractual Services						
61200 - Postage	—	—	17	—	17	—
61300 - Advertising	1,568	51	412	308	420	8
62000 - Professional	—	232	—	232	—	—
67600 - Temporary Labor	8,900	12,200	12,240	14,982	35,000	22,760
68300 - R & M - Improvements	—	—	2,164	45,822	2,207	43
68312 - Other Improvement	—	—	40,000	—	8,000	-32,000
60000 - Contractual Services	10,468	12,483	54,833	61,344	45,644	-9,189
Other Charges						
77450 - Administrative Other	1,496	1,496	5,084	5,084	6,013	929
78230 - Loss on Bad Debt	—	1,201	—	—	—	—
70000 - Other Charges	1,496	1,496	5,084	5,084	6,013	929
27510 - Points West PID	15,910	39,104	74,442	76,191	66,618	-7,824
Total Expenditures	15,910	39,104	74,442	76,191	66,618	-7,824

City of Amarillo 2024 Department Request by Business Unit

27610 - Quail Creek PID



Description	2021 Actual	2022 Actual	2023 Budget	2023 Revised Estimate	2024 Dept Request	Dept Request Variance
Revenues						
27610 - Quail Creek PID						
Current Year's Levy						
30310 - Collec Potter County As	10,500	10,182	11,600	11,600	11,600	—
30300 - Current Year's Levy	10,500	10,182	11,600	11,600	11,600	—
27610 - Quail Creek PID	10,500	10,182	11,600	11,600	11,600	—
Total Revenues	10,500	10,182	11,600	11,600	11,600	—
Expenditures						
27610 - Quail Creek PID						
Supplies						
53150 - Electricity	201	307	255	227	263	8
53200 - Water and Sewer	3,845	3,566	5,437	3,869	3,985	-1,452
51000 - Supplies	4,045	3,873	5,692	4,096	4,248	-1,444
Contractual Services						
61200 - Postage	—	—	20	—	21	1
61300 - Advertising	1,088	555	1,100	555	1,122	22
62000 - Professional	—	240	—	240	—	—
67600 - Temporary Labor	3,024	3,612	3,366	3,366	4,500	1,134
68300 - R & M - Improvements	425	1,243	1,020	1,020	1,040	20
68400 - R & M - Irrigation	—	502	—	—	—	—
60000 - Contractual Services	4,538	6,152	5,506	5,181	6,683	1,177
Other Charges						
77450 - Administrative Other	944	944	4,522	4,522	2,180	-2,342
78230 - Loss on Bad Debt	350	—	—	—	—	—
70000 - Other Charges	1,294	944	4,522	4,522	2,180	-2,342
27610 - Quail Creek PID	9,877	10,969	15,720	13,799	13,111	-2,609
Total Expenditures	9,877	10,969	15,720	13,799	13,111	-2,609

City of Amarillo 2024 Department Request by Business Unit

27710 - Vineyards PID



Description	2021 Actual	2022 Actual	2023 Budget	2023 Revised Estimate	2024 Dept Request	Dept Request Variance
Revenues						
27710 - Vineyards PID						
Current Year's Levy						
30310 - Collec Potter County As	10,750	11,697	26,250	21,300	26,250	—
30300 - Current Year's Levy	10,750	11,697	26,250	21,300	26,250	—
27710 - Vineyards PID	10,750	11,697	26,250	21,300	26,250	—
Total Revenues	10,750	11,697	26,250	21,300	26,250	—
Expenditures						
27710 - Vineyards PID						
Supplies						
51450 - Botany & Agrigulture	—	—	1,040	—	1,061	21
53150 - Electricity	340	549	510	425	525	15
53200 - Water and Sewer	—	3,247	2,101	5,829	2,164	63
51000 - Supplies	340	3,796	3,651	6,254	3,750	99
Contractual Services						
61200 - Postage	—	—	96	—	98	2
61300 - Advertising	1,088	223	632	292	298	-334
62000 - Professional	—	1,880	—	2,312	2,358	2,358
67600 - Temporary Labor	6,525	2,535	15,240	11,100	15,697	457
68300 - R & M - Improvements	—	—	2,040	—	2,081	41
60000 - Contractual Services	7,613	4,638	18,008	13,704	20,532	2,524
Other Charges						
77450 - Administrative Other	497	497	5,099	5,099	1,963	-3,136
78230 - Loss on Bad Debt	300	—	—	250	—	—
70000 - Other Charges	797	497	5,099	5,349	1,963	-3,136
27710 - Vineyards PID	8,750	8,931	26,758	25,307	26,245	-513
Total Expenditures	8,750	8,931	26,758	25,307	26,245	-513

City of Amarillo 2024 Department Request by Business Unit

27900 - Town Square PID



Description	2021 Actual	2022 Actual	2023 Budget	2023 Revised Estimate	2024 Dept Request	Dept Request Variance
Revenues						
27900 - Town Square PID						
Current Year's Levy						
30311 - Collec Randall County A	163,600	191,392	166,050	195,000	190,000	23,950
30300 - Current Year's Levy	163,600	191,392	166,050	195,000	190,000	23,950
Penalty and Int-Delinquent Tax						
30332 - Randall County Assessor	6,467	2,595	—	597	—	—
30330 - Penalty and Int-Delinquent Tax	6,467	2,595	—	597	—	—
Interest Earnings						
37110 - Interest Income	—	36,831	—	50,000	—	—
37109 - Interest Earnings	—	36,831	—	50,000	—	—
27900 - Town Square PID	170,066	230,818	166,050	245,597	190,000	23,950
Total Revenues	170,066	230,818	166,050	245,597	190,000	23,950
Expenditures						
27900 - Town Square PID						
Supplies						
53150 - Electricity	—	—	10,537	—	10,853	316
53200 - Water and Sewer	—	—	96,937	—	96,937	—
51000 - Supplies	—	—	107,474	—	107,790	316
Contractual Services						
61200 - Postage	—	—	74	—	74	—
61300 - Advertising	1,088	88	731	254	731	—
62000 - Professional	472	536	1,096	560	1,096	—
67600 - Temporary Labor	—	—	46,361	—	46,361	—
68300 - R & M - Improvements	—	—	32,664	—	32,664	—
60000 - Contractual Services	1,560	624	80,926	814	80,926	—
Other Charges						
77450 - Administrative Other	92	164	3,910	3,910	1,725	-2,185
70000 - Other Charges	92	164	3,910	3,910	1,725	-2,185
Capital Outlay						
83200 - Improvement	—	—	200,000	—	200,000	—
80000 - Capital Outlay	—	—	200,000	—	200,000	—
27900 - Town Square PID	1,652	789	392,310	4,724	390,441	-1,869
Total Expenditures	1,652	789	392,310	4,724	390,441	-1,869



CITY OF AMARILLO
Compensated Absences Fund

	2022-2023 ACTUAL	2023-2024 ESTIMATED	2024-2025 ESTIMATED
AVAILABLE FUNDS:			
Beginning Balance, October 1	\$ 3	\$ 3	\$ 3
ADD RECEIPTS:			
Interest Earnings	-	-	-
Transfers	1,250,000	1,250,000	1,250,000
Other	-	-	-
Total Receipts	1,250,000	1,250,000	1,250,000
Total Resources & Receipts	1,250,003	1,250,003	1,250,003
DEDUCT EXPENDITURES:			
Compensated Absences	1,250,000	1,250,000	1,250,000
Operating Transfers	-	-	-
Total Expenditures	1,250,000	1,250,000	1,250,000
Ending Balance, September 30	\$ 3	\$ 3	\$ 3
Reserve for Future Compensated Absences	\$ 3	\$ 3	\$ 3
 Available funds calculation:			
Cash & Investments		\$ -	
Assets to be converted to Cash		-	
Less: Liabilities & Encumbrances		—	
Balance as of October 1, 2023		\$ —	

Compensated Absence - 3100 - Description	2021 Actual	2022 Actual	2023 Budget	2023 Revised Estimate	2024 Dept Request	Dept Request Variance
Revenues						
31100 - Provision for Comp Absences						
Interest Earnings						
37110 - Interest Income	—	—	—	—	—	—
37109 - Interest Earnings	—	—	—	—	—	—
Operating Transfers In						
39110 - Tsf In fr General Fund	1,903,691	1,963,700	1,250,000	1,250,000	1,250,000	—
39100 - Operating Transfers In	1,903,691	1,963,700	1,250,000	1,250,000	1,250,000	—
31100 - Provision for Comp Absences	1,903,691	1,963,700	1,250,000	1,250,000	1,250,000	—
Total Revenues	1,903,691	1,963,700	1,250,000	1,250,000	1,250,000	—
Expenditures						
31100 - Provision for Comp Absences						
Personal Services						
41100 - Salaries and Wages	1,516,551	1,548,149	965,609	965,609	965,609	—
41200 - Longevity	7,302	10,787	2,286	2,286	2,286	—
41300 - Incentive	34,416	30,024	19,651	19,651	19,651	—
41820 - Health Insurance	49,671	53,348	53,429	53,429	53,429	—
42300 - State Unemployment	246	290	411	411	411	—
42400 - Workers Compensation	39,426	33,901	23,655	23,655	23,655	—
41900 - Life	136	128	131	131	131	—
42010 - Social Security - Medicare	21,864	22,543	13,675	13,675	13,675	—
42020 - Social Security - OASDI	41,733	30,851	28,530	28,530	28,530	—
42110 - TMRS	150,723	134,295	100,201	100,201	100,201	—
42115 - OPEB Funding	37,705	38,558	23,922	23,922	23,922	—
42120 - FRRF Total	3,919	12,190	18,500	18,500	18,500	—
41000 - Personal Services	1,903,692	1,915,064	1,250,000	1,250,000	1,250,000	—
31100 - Provision for Comp Absences	1,903,692	1,915,064	1,250,000	1,250,000	1,250,000	—
Total Expenditures	1,903,692	1,915,064	1,250,000	1,250,000	1,250,000	—

CITY OF AMARILLO
Interest and Redemption Fund - Total
Statement of Bonded Indebtedness at October 1, 2024
and Expenditures by Issue for Fiscal Year 2024/2025

BOND ISSUES	Date of Issue	Original Issue	Outstanding 10/01/24	EXPENDITURE BUDGET FOR 2024/2025		
				Principal	Interest	Total
Property Tax Supported Debt						
General Obligation Bonds:						
Series 2017 Refunding	1/15/2017	\$ 15,110,000	\$ 5,075,000	\$ 1,625,000	\$ 203,000	\$ 1,828,000
Series 2017	4/1/2017	\$ 21,280,000	17,470,000	695,000	597,944	1,292,944
Series 2018	7/18/2018	\$ 22,145,000	18,745,000	685,000	665,569	1,350,569
Series 2020	5/12/2020	\$ 8,100,000	7,630,000	145,000	197,294	342,294
Series 2021	1/28/2021	\$ 52,985,000	49,135,000	1,620,000	1,185,850	2,805,850
Series 2024 (estimated)		\$ 20,000,000		—	1,163,448	1,163,448
Combination Tax and Revenue Certificates of Obligation:						
Series 2010	4/15/2010	\$ 1,392,000	493,000	77,000	28,643	105,643
Series 2017	1/15/2017	\$ 6,940,000	3,415,000	580,000	97,250	677,250
Series 2020	5/12/2020	\$ 8,000,000	7,515,000	150,000	198,594	348,594
Series 2022	3/22/2022	\$ 6,815,000	6,715,000	100,000	227,126	327,126
Tax Notes						
Series 2020	5/12/2020	\$ 3,520,000	1,590,000	515,000	39,975	554,975
Series 2022 (50% of City Hall project)	1/11/2022	\$ 11,950,000	7,335,000	2,395,000	122,750	2,517,750
Series 2022B (ERP software system)	8/15/2022	\$ 3,650,000	3,110,000	560,000	141,500	701,500
Paying Agency Fees						
Total Property Tax Supported Debt Service						\$ 14,028,943
				\$ 128,228,000	\$ 9,147,000	\$ 4,868,943
Debt Serviced by Special Assessments and Other Revenue Sources						
General Obligation Bonds:						
Series 2020 Refunding - Greenways PID	5/12/2020	\$ 430,000	\$ 160,000	\$ 40,000	\$ 2,800	\$ 42,800
Series 2020 Refunding - Colonies PID	5/12/2020	\$ 950,000	440,000	130,000	7,500	137,500
Series 2020 Refunding - Golf Course Improvement Fund	5/12/2020	\$ 2,860,000	2,285,000	155,000	47,544	202,544
Series 2020 Refunding - TIRZ #1	5/12/2020	\$ 1,460,000	1,020,000	115,000	20,500	135,500
Combination Tax and Revenue Certificates of Obligation:						
Series 2014 - Greenways PID	4/30/2014	\$ 725,000	415,000	35,000	13,850	48,850
Series 2014 - Colonies PID	4/30/2014	\$ 1,535,000	890,000	75,000	29,706	104,706
Series 2018 - Colonies PID	7/18/2018	\$ 3,000,000	2,325,000	130,000	77,431	207,431
Series 2021 - Greenways PID	1/28/2021	\$ 975,000	865,000	40,000	18,525	58,525
Series 2023 - Solid Waste Fees	1/1/2023	\$ 5,865,000	5,805,000	190,000	258,050	448,050
Series 2023 - Colonies PID	1/1/2023	\$ 2,795,000	2,775,000	90,000	123,400	213,400
Series 2023 - Heritage Hills PID	1/1/2023	\$ 1,165,000	1,155,000	40,000	51,300	91,300
Paying Agency Fees						
						7,501
Total Debt Serviced by Special Assessments and Other Revenue Service						\$ 1,698,107
				\$ 18,135,000	\$ 1,040,000	\$ 650,606
Hotel Occupancy Tax Supported Debt						
Hotel Occupancy Tax Revenue Bonds						
Series 2016	4/13/2016	\$ 11,995,000	\$ 9,995,000	\$ 365,000	\$ 407,350	\$ 772,350
Series 2018	3/20/2018	\$ 38,835,000	35,500,000	900,000	1,502,103	2,402,103
Series 2023	4/27/2023	\$ 4,575,000	4,505,000	145,000	236,702	381,702
Total Hotel Occupancy Tax Supported Debt Service						\$ 3,556,155
				\$ 50,000,000	\$ 1,410,000	\$ 2,146,155
Total General Obligation Debt Service						\$ 19,283,205
				\$ 196,363,000	\$ 11,597,000	\$ 7,665,704
Water and Sewer Supported Debt						
Local Water and Sewer Debt						
General Obligation Bonds						
Series 2020 Refunding - Water and Sewer	5/12/2020	\$ 43,880,000	\$ 25,130,000	\$ 5,300,000	\$ 482,350	\$ 5,782,350
Combination Tax and Revenue Certificates of Obligation, Series 2009C						
Series 2009C	2/4/2010	\$ 18,075,000	6,335,000	905,000	-	905,000
Tax Notes						
Series 2022 (50% of City Hall project)	1/11/2022	\$ 7,335,000	7,335,000	2,395,000	122,750	2,517,750
Water and Sewer Revenue Bonds						
Series 2013	1/22/2014	\$ 1,310,000	—	—	—	—

CITY OF AMARILLO
Interest and Redemption Fund - Total
Statement of Bonded Indebtedness at October 1, 2024
and Expenditures by Issue for Fiscal Year 2024/2025

BOND ISSUES	Date of Issue	Original Issue	Outstanding 10/01/24	EXPENDITURE BUDGET FOR 2024/2025		
				Principal	Interest	Total
Series 2014	1/22/2014	\$ 8,495,000	4,145,000	430,000	94,092	524,092
Series 2015	10/2/2015	\$ 17,195,000	9,750,000	835,000	127,889	962,889
Series 2015A	10/2/2015	\$ 21,145,000	7,015,000	1,615,000	228,656	1,843,656
Series 2017	4/11/2017	\$ 31,005,000	22,160,000	1,500,000	803,542	2,303,542
Series 2018A	7/19/2018	\$ 12,500,000	8,985,000	590,000	121,444	711,444
Series 2018B	7/19/2018	\$ 14,610,000	11,145,000	625,000	461,824	1,086,824
Series 2020A	5/12/2020	\$ 9,775,000	6,555,000	840,000	186,250	1,026,250
Series 2020	7/14/2020	\$ 28,500,000	22,800,000	1,425,000	-	1,425,000
Series 2021	2/2/2021	\$ 25,900,000	22,740,000	1,125,000	586,750	1,711,750
Series 2022	8/1/2022	\$ 52,590,000	51,090,000	1,845,000	2,305,450	4,150,450
Series 2023	1/1/2023	\$ 42,920,000	42,920,000	1,250,000	1,942,900	3,192,900
Series 2024	12/1/2023	\$ 19,300,000	19,300,000	125,000	879,256	1,004,256
Series 2024 (estimated)		\$ 6,000,000		235,000	169,578	404,578
Total Local Water & Sewer Debt Service			267,405,000	21,040,000	8,512,731	29,552,731
Canadian River Municipal Water Authority (CRMWA) Debt						
2017 Refunding Bonds		\$ 4,657,198	2,114,323	505,054	82,339	587,393
2020 Refunding Bonds		\$ 18,115,549	12,459,104	1,720,693	600,688	2,321,381
2021 Refunding Bonds		\$ 9,451,472	1,364,692	1,364,692	23,882	1,388,574
2023 Refunding Bonds		\$ 5,008,569	3,133,572	1,257,051	156,679	1,413,730
Total CRMWA Debt Service			19,071,691	4,847,490	863,588	5,711,078
Paying Agency Fees			-	-	-	13,000 *
Total Water and Sewer Supported Debt Service			\$ 286,476,691	\$ 25,887,490	\$ 9,376,319	\$ 35,276,809
Drainage Supported Debt						
Combination Tax and Revenue Certificates of Obligation						
Series 2012A	12/12/2012	\$ 6,260,000	\$ 2,345,000	\$ 270,000	\$ 46,900	\$ 316,900
Drainage Revenue Bonds						
Series 2014	4/1/2014	\$ 6,080,000	3,485,000	295,000	116,394	411,394
Series 2020	7/14/2020	\$ 9,240,000	7,810,000	400,000	232,200	632,200
Series 2021	2/1/2021	\$ 9,160,000	8,110,000	400,000	207,450	607,450
Series 2023	1/1/2023	\$ 4,675,000	4,380,000	105,000	197,200	302,200
Series 2024	4/25/2024	\$ 38,135,000	38,135,000	150,000	1,667,763	1,817,763
Paying Agency Fees			-	-	-	2,500 *
Total Drainage Supported Debt Service			\$ 64,265,000	\$ 1,620,000	\$ 2,467,907	\$ 4,090,407
Airport Fund Supported Debt						
Combination Tax and Revenue Certificates of Obligation:						
Series 2024 - Airport	4/25/2024	\$ 3,085,000	\$ 3,085,000	\$ 45,000	\$ 131,333	\$ 176,333
Total Fleet Services Fund Debt Service			\$ 3,085,000	\$ 45,000	\$ 131,333	\$ 176,333
Fleet Services Fund Supported Debt Tax Notes						
Tax Notes						
Series 2022B (Fuel Island)	8/15/2022	\$ 3,695,000	\$ 2,750,000	\$ 495,000	\$ 125,125	\$ 620,125
Total Fleet Services Fund Debt Service			\$ 2,750,000	\$ 495,000	\$ 125,125	\$ 620,125
Total City of Amarillo Debt Service			\$ 552,939,691	\$ 39,644,490	\$ 19,766,388	\$ 59,446,879

* Paying agent fees are Included in the operating budget

CITY OF AMARILLO
Debt Service

At October 1, 2024

Tax Supported Debt Interest and Redemption
Series 2017 Refunding, 2017, 2018, 2020, 2021, and 2022

	2022-2023	2023-2024	2024-2025
	ACTUAL	ESTIMATED	ESTIMATED
Resources:			
Balance 10/01	\$ 1,096,212	\$ 810,847	\$ 1,472,598
Add Receipts:			
Ad Valorem Tax Collections	104,677	172,100	200,000
Transfers	11,783,153	13,372,000	12,983,341
Interest Earnings	3,134,859	2,514,578	2,517,750
Other	—	—	—
Total Receipts	15,022,689	16,058,678	15,701,091
Total Resources & Receipts	16,118,901	16,869,525	17,173,689
Deduct Expenditures:			
Principal Maturities	10,623,000	11,190,000	11,542,000
Interest Maturities	4,680,808	4,193,927	3,828,245
Paying Agent Fees	4,011	13,000	13,000
Total Expenditures	15,307,819	15,396,927	15,383,245
Reserve for Future Maturities	\$ 811,082	\$ 1,472,598	\$ 1,790,444
Available Funds Calculation:			
Cash & Investments		789,746	
(Appreciation)Depreciation in Investments		—	
Assets to be converted to Cash		57,342	
Less: Liabilities & Encumbrances		(36,241)	
Balance 10/01/23		\$ 810,847	

CITY OF AMARILLO
Debt Service

At October 1, 2024

Special Assessment and Other Revenue Supported Debt
Series 2014, 2018, 2021, 2023, and 2020 Refunding

	2022-2023 ACTUAL	2023-2024 ESTIMATED	2024-2025 ESTIMATED
Resources:			
Balance 10/01	\$ 9,784	\$ 9,996	\$ (694,489)
Add Receipts:			
Ad Valorem Tax Collections	—	—	—
Transfers	989,406	1,036,309	2,242,881
Interest Earnings	—	—	—
Other	—	—	—
Total Receipts	989,406	1,036,309	2,242,881
Total Resources & Receipts	999,190	1,046,305	1,548,392
Deduct Expenditures:			
Principal Maturities	735,000	830,000	1,080,000
Interest Maturities	262,773	910,794	1,192,906
Paying Agent Fees	-	-	7,501
Total Expenditures	997,773	1,740,794	2,280,407
Reserve for Future Maturities	\$ 1,417	\$ (694,489)	\$ (732,015)
Available Funds Calculation:			
Cash & Investments		9,996	
(Appreciation)Depreciation in Investments		—	
Assets to be converted to Cash		—	
Less: Liabilities & Encumbrances		-	
Balance 10/01/23		\$ 9,996	

CITY OF AMARILLO
Debt Service

At October 1, 2024
Hotel Occupancy Tax Revenue Bonds
Series 2016, 2018, and 2023

	2022-2023	2023-2024	2024-2025
	ACTUAL	ESTIMATED	ESTIMATED
Resources:			
Balance 10/01	\$ 1,757,415	\$ 1,673,992	\$ 2,190,993
Add Receipts:			
Ad Valorem Tax Collections	—	—	—
Transfers	3,388,732	4,020,194	3,556,155
Interest Earnings	18,836	54,000	65,000
Other	—	—	—
Total Receipts	3,407,568	4,074,194	3,621,155
Total Resources & Receipts	5,164,983	5,748,186	5,812,148
Deduct Expenditures:			
Principal Maturities	1,190,000	1,295,000	1,410,000
Interest Maturities	2,103,643	2,262,193	2,146,155
Paying Agent Fees	197,348	-	-
Total Expenditures	3,490,991	3,557,193	3,556,155
Reserve for Future Maturities	\$ 1,673,992	\$ 2,190,993	\$ 2,255,993
Available Funds Calculation:			
Cash & Investments		1,673,992	
(Appreciation)Depreciation in Investments		—	
Assets to be converted to Cash		—	
Less: Liabilities & Encumbrances		-	
Balance 10/01/23		\$ 1,673,992	

Debt Service - 3200 -Description	2021 Actual	2022 Actual	2023 Budget	2023 Revised Estimate	2024 Dept Request	Dept Request Variance
Revenues						
Operating Revenues						
Current Year's Levy						
30310 - Collec Potter County As	4,986,742	5,391,113	5,338,964	6,087,000	5,841,686	502,722
30311 - Collec Randall County A	5,726,273	6,265,516	6,383,759	7,155,000	7,011,655	627,896
30300 - Current Year's Levy	10,713,015	11,656,629	11,722,723	13,242,000	12,853,341	1,130,618
Prior Year's Levy						
30321 - Prior Year Collec Potte	29,213	41,822	35,000	40,000	40,000	5,000
30322 - Prior Year Collec Randa	12,747	13,681	11,000	20,000	20,000	9,000
30320 - Prior Year's Levy	41,960	55,503	46,000	60,000	60,000	14,000
Penalty and Int-Delinquent Tax						
30331 - Potter County Assessor	38,540	44,617	38,000	45,000	45,000	7,000
30332 - Randall County Assessor	19,478	26,405	20,000	25,000	25,000	5,000
30330 - Penalty and Int-Delinquent Tax	58,017	71,021	58,000	70,000	70,000	12,000
Operating Revenues	10,812,992	11,783,153	11,826,723	13,372,000	12,983,341	1,156,618
Non-Oper Revenues						
Interest Earnings						
37110 - Interest Income	27,759	123,525	60,000	226,100	265,000	205,000
37109 - Interest Earnings	27,759	123,525	60,000	226,100	265,000	205,000
Non-Oper Revenues	27,759	123,525	60,000	226,100	265,000	205,000
Transfers In						
Operating Transfers In						
39110 - Tsf In fr General Fund	175,000	175,000	806,462	806,462	805,324	(1,138)
39125 - Tsf In fr Civ Cntr Impr	3,526,000	2,963,732	2,959,342	2,963,732	2,956,155	(3,187)
39580 - Tsf In fr Internl Serv	—	—	—	—	—	—
39592 - Trans In Frm Court Tech Fund	—	—	—	—	—	—
39597 - Tsf In fr Colonies PID	458,063	454,188	666,211	456,188	665,538	(673)
39596 - Trf In From Greenways PID	200,602	196,575	150,675	150,675	150,675	—
39681 - Transfer in from LGC	226,250	250,000	250,000	250,000	250,000	—
39470 - Tsf in from Water & Sewe	—	2,514,578	2,520,200	2,514,578	2,517,750	(2,450)
39470 - Tsf in from Municipal Garage	—	620,281	—	—	—	—
39550 - Tsf In fr Golf Crs Imp	201,544	203,594	200,594	203,594	202,544	1,950
39680 - Tsf in fr TIRZ #1 Fund	137,250	135,050	137,800	135,050	135,500	(2,300)
39682 - Tsf in fr Heritage Hills	—	—	90,803	90,803	93,300	2,497
39100 - Operating Transfers In	4,924,708	7,512,997	7,782,087	7,571,081	7,776,786	(5,301)
Transfers In	4,924,708	7,512,997	7,782,087	7,571,081	7,776,786	(5,301)
Total Revenues	15,765,460	19,419,675	19,668,810	21,169,181	21,025,127	1,356,317
Expenditures						
Debt Service						
Debt Service						
89100 - Bond Principal Payments	7,132,000	12,548,000	13,280,000	13,315,000	14,032,000	752,000
89200 - Bond Interest Payments	6,831,969	7,030,490	7,356,664	7,366,914	6,627,306	(729,358)
89300 - Fiscal Agent Bond Fees	9,168	9,495	20,001	13,000	20,501	500
89350 - Bond Issuance Costs	(10,580)	191,864	—	—	—	—
89000 - Debt Service	13,962,558	19,779,849	20,656,665	20,694,914	20,679,807	23,142

Debt Service - 3200 -Description	2021 Actual	2022 Actual	2023 Budget	2023 Revised Estimate	2024 Dept Request	Dept Request Variance
Debt Service	13,962,558	19,779,849	20,656,665	20,694,914	20,679,807	23,142
Total Expenditures	13,962,558	19,779,849	20,656,665	20,694,914	20,679,807	23,142
Net Total	1,802,902	(360,173)	(987,855)	474,267	345,320	1,333,175



CITY OF AMARILLO
SUMMARY OF RESOURCES AND EXPENDITURES
CAPITAL PROJECTS FUNDS
FISCAL YEAR 2024/2025

Description	Total	General Construction (Multiple)	Street Assessments (4150)	Street Improvement (4200)	Golf Course Improvement (4250)	Solid Waste Improvement (4300)	Bivins Improvement (4350)	Civic Center Improvement (4400)	General Obligation Projects (4600)
Fiscal Year 2023/2024									
Available Funds at 10/01/2023 (see below)	\$ 33,437,341	\$ 5,729,042	\$ 509,440	\$ 4,807,371	\$ 202,888	\$ 944,602	\$ 156,437	\$ 1,310,624	\$ 19,776,937
Revenues:									
Sales, Receipts and Revenues	23,981,677	14,423,545	2,500	2,635,000	268,383	1,521,990	2,500	3,250,759	1,877,000
Bond Proceeds	-	-	-	-	-	-	-	-	-
Total Revenues	23,981,677	14,423,545	2,500	2,635,000	268,383	1,521,990	2,500	3,250,759	1,877,000
Expenditures:									
M & O Expenditures	6,679,887	3,387,561	-	125,000	203,594	-	-	2,963,732	-
Capital Expenditures	35,347,203	8,978,250	-	2,510,000	-	1,590,016	-	615,000	21,653,937
Total Expenditures	42,027,090	12,365,811	-	2,635,000	203,594	1,590,016	-	3,578,732	21,653,937
Fiscal Year 2024/2025									
Available Funds at 10/01/2024	\$ 15,391,928	\$ 7,786,776	\$ 511,940	\$ 4,807,371	\$ 267,677	\$ 876,576	\$ 158,937	\$ 982,651	\$ 0
Revenues:									
Sales, Receipts and Revenues	23,821,986	15,124,542	2,500	2,635,000	236,000	1,565,289	2,500	4,256,155	-
Bond Proceeds	19,775,000	-	-	19,775,000	-	-	-	-	-
Total Revenues	43,596,986	15,124,542	2,500	22,410,000	236,000	1,565,289	2,500	4,256,155	-
Expenditures:									
M & O Expenditures	6,433,877	3,150,178	-	125,000	202,544	-	-	2,956,155	-
Capital Expenditures	36,144,831	10,799,542	-	22,285,000	-	1,515,289	-	1,545,000	-
Total Expenditures	42,578,708	13,949,720	-	22,410,000	202,544	1,515,289	-	4,501,155	-
Available Funds at 10/01/2025	\$ 16,410,206	\$ 8,961,598	\$ 514,440	\$ 4,807,371	\$ 301,133	\$ 926,576	\$ 161,437	\$ 737,651	\$ 0
Calculation of Available Funds at 10/01/2023:									
Cash & Investments	\$ 134,919,579	\$ 70,138,441	\$ 1,072,119	\$ 4,825,159	\$ 202,888	\$ 11,100,254	\$ 156,437	\$ 9,284,585	\$ 38,139,696
(Appreciation) Depreciation in Investments	-	-	-	-	-	-	-	-	-
Assets to be converted to Cash	223,074	210,036	-	-	-	13,038	-	-	-
Less: Liabilities & Encumbrances	(11,370,454)	(5,889,197)	(562,679)	-	-	(2,842,820)	-	(374,328)	(1,701,430)
Less: Construction in Progress Balances	(90,334,858)	(58,730,238)	-	(17,788)	-	(7,325,870)	-	(7,599,633)	(16,661,329)
Available Funds at 10/01/2023	\$ 33,437,341	\$ 5,729,042	\$ 509,440	\$ 4,807,371	\$ 202,888	\$ 944,602	\$ 156,437	\$ 1,310,624	\$ 19,776,937

Description	Grand Total	Other Funding	Grant in Aid - Federal	TxDOT Assistance	Bond Proceeds	W&S Bond Proceeds	Photo Traffic Enforcement	HOT Tax	General Funding	Water & Sewer	Airport	Drainage	Fleet	IT
4100 General Construction Fund Total	33,084,542	318,732	—	—	19,775,000	—	—	—	12,990,81	—	—	—	—	—
1232 - Emergency Management Total	110,000	—	—	—	—	—	—	—	110,000	—	—	—	—	—
OEM Resource and Siren Warehouse	60,000	—	—	—	—	—	—	—	60,000	—	—	—	—	—
Outdoor Warning Siren System Expansion Project	50,000	—	—	—	—	—	—	—	50,000	—	—	—	—	—
1252 - Facilities Maintenance Total	682,141	—	—	—	—	—	—	—	682,141	—	—	—	—	—
Facilities Capital Maintenance (E&I)	500,000	—	—	—	—	—	—	—	500,000	—	—	—	—	—
Potter County Land Swap	182,141	—	—	—	—	—	—	—	182,141	—	—	—	—	—
1420 - Street Total	22,285,000	—	—	—	19,775,000	—	—	—	2,510,000	—	—	—	—	—
Various Street Resurfacing	11,865,000	—	—	—	11,865,000	—	—	—	—	—	—	—	—	—
Annual Arterial Reconstruction	7,910,000	—	—	—	7,910,000	—	—	—	—	—	—	—	—	—
Streets E&I	2,510,000	—	—	—	—	—	—	—	2,510,000	—	—	—	—	—
1610 - Police Total	1,376,976	318,732	—	—	—	—	—	—	1,058,244	—	—	—	—	—
Installation of 500 Upgraded Lockers	732,000	—	—	—	—	—	—	—	732,000	—	—	—	—	—
Patrol Vehicles	231,476	173,607	—	—	—	—	—	—	57,869	—	—	—	—	—
Upfitting Patrol Vehicles	168,000	—	—	—	—	—	—	—	168,000	—	—	—	—	—
AISD School Liaison Vehicles	125,000	93,750	—	—	—	—	—	—	31,250	—	—	—	—	—
CISD School Liaison Vehicles	68,500	51,375	—	—	—	—	—	—	17,125	—	—	—	—	—
Automated External Defibrillator AED Replacement	52,000	—	—	—	—	—	—	—	52,000	—	—	—	—	—
1720 - Planning Total	160,000	—	—	—	—	—	—	—	160,000	—	—	—	—	—
Intersection Retrofit and Safety Improvement Projects	160,000	—	—	—	—	—	—	—	160,000	—	—	—	—	—
1731 - Traffic Administration Total	600,000	—	—	—	—	—	—	—	600,000	—	—	—	—	—
Traffic Signal Sytem Improvments (E&I)	600,000	—	—	—	—	—	—	—	600,000	—	—	—	—	—
1750 - Environmental Health Total	67,885	—	—	—	—	—	—	—	67,885	—	—	—	—	—
Environmental Health Software Replacement	67,885	—	—	—	—	—	—	—	67,885	—	—	—	—	—
1761 - Transit Fixed Route Total	469,040	—	—	—	—	—	—	—	469,040	—	—	—	—	—

Description	Grand Total	Other Funding	Grant in Aid - Federal	TxDOT Assistance	Bond Proceeds	W&S Bond Proceeds	Photo Traffic Enforcement	HOT Tax	General Funding	Water & Sewer	Airport	Drainage	Fleet	IT
Vehicle Replacement	469,040	—	—	—	—	—	—	—	469,040	—	—	—	—	—
1861 - Parks Maintenance Total	2,125,000	—	—	—	—	—	—	—	2,125,000	—	—	—	—	—
Park Maintenance Equipment & Improvement	2,000,000	—	—	—	—	—	—	—	2,000,000	—	—	—	—	—
July 4th Event	125,000	—	—	—	—	—	—	—	125,000	—	—	—	—	—
1910 - Fire Operations Total	5,208,500	—	—	—	—	—	—	—	5,208,500	—	—	—	—	—
Fire Apparatus Equipment	126,000	—	—	—	—	—	—	—	126,000	—	—	—	—	—
Fire Department Facilities Master Plan	100,000	—	—	—	—	—	—	—	100,000	—	—	—	—	—
EMS Cardiac Monitors	52,500	—	—	—	—	—	—	—	52,500	—	—	—	—	—
Fire Station #14	4,930,000	—	—	—	—	—	—	—	4,930,000	—	—	—	—	—
4300 Solid Waste Disposal Fund	1,515,289	—	—	—	—	—	—	—	1,515,289	—	—	—	—	—
1432 - Solid Waste Disposal Total	1,515,289	—	—	—	—	—	—	—	1,515,289	—	—	—	—	—
Residential Dumpster Replacement Program	1,515,289	—	—	—	—	—	—	—	1,515,289	—	—	—	—	—
4400 Civic Center Promotions Fund Total	1,545,000	1,545,000	—	—	—	—	—	—	—	—	—	—	—	—
1241 - Civic Center Total	1,545,000	1,545,000	—	—	—	—	—	—	—	—	—	—	—	—
Boiler Replacement	650,000	650,000	—	—	—	—	—	—	—	—	—	—	—	—
Audio Upgrades to Auditorium & GNC	300,000	300,000	—	—	—	—	—	—	—	—	—	—	—	—
LED Lighting Upgrades	250,000	250,000	—	—	—	—	—	—	—	—	—	—	—	—
Expansion Tanks Replacement	345,000	345,000	—	—	—	—	—	—	—	—	—	—	—	—
5200 Water & Sewer Fund Total	19,260,000	—	—	—	—	6,000,000	—	—	—	13,260,000	—	—	—	—
52200 - Water Production Total	1,310,000	—	—	—	—	—	—	—	—	1,310,000	—	—	—	—
Decommission and replace 24"CC collection line	750,000	—	—	—	—	—	—	—	—	750,000	—	—	—	—
Well Field Iso Valve Replacement Program	560,000	—	—	—	—	—	—	—	—	560,000	—	—	—	—
52210 - Water Transmission	350,000	—	—	—	—	—	—	—	—	350,000	—	—	—	—
Groundstorage Tank Liner Project	350,000	—	—	—	—	—	—	—	—	350,000	—	—	—	—

Description	Grand Total	Other Funding	Grant in Aid - Federal	TxDOT Assistance	Bond Proceeds	W&S Bond Proceeds	Photo Traffic Enforcement	HOT Tax	General Funding	Water & Sewer	Airport	Drainage	Fleet	IT
52220 - Surface Water Treatment Total	2,500,000	—	—	—	—	—	—	—	—	2,500,000	—	—	—	—
Sedimentation Basin Repairs	2,500,000	—	—	—	—	—	—	—	—	2,500,000	—	—	—	—
52230 - Water Distribution Total	10,400,000	—	—	—	—	6,000,000	—	—	—	4,400,000	—	—	—	—
WD Water Main Ext NW 2023**	6,000,000	—	—	—	—	6,000,000	—	—	—	—	—	—	—	—
Water Main Ext Ama 2023	2,500,000	—	—	—	—	—	—	—	—	2,500,000	—	—	—	—
North Heights 2" Main Replacement	1,000,000	—	—	—	—	—	—	—	—	1,000,000	—	—	—	—
WD Water Main Replacement Project (Small Mains)	750,000	—	—	—	—	—	—	—	—	750,000	—	—	—	—
WD Water Extensions and Improvements	150,000	—	—	—	—	—	—	—	—	150,000	—	—	—	—
52240 - Waste Water Collection Total	150,000	—	—	—	—	—	—	—	—	150,000	—	—	—	—
WWC Sewer Extensions and Improvements	150,000	—	—	—	—	—	—	—	—	150,000	—	—	—	—
52260 - River Road Water Reclamation	3,550,000	—	—	—	—	—	—	—	—	3,550,000	—	—	—	—
Bar Screen Replacement Headworks	3,550,000	—	—	—	—	—	—	—	—	3,550,000	—	—	—	—
52270 - Hollywood Road Waste Water Treatment Total	500,000	—	—	—	—	—	—	—	—	500,000	—	—	—	—
North Side Basin Concrete Repair	500,000	—	—	—	—	—	—	—	—	500,000	—	—	—	—
52281 - Laboratory Administration Total	500,000	—	—	—	—	—	—	—	—	500,000	—	—	—	—
Lead and Copper RFP	500,000	—	—	—	—	—	—	—	—	500,000	—	—	—	—
5400 Airport Fund Total	7,442,200	—	6,442,200	—	—	—	—	—	—	—	1,000,000	—	—	—
54110 - Airport Total	7,442,200	—	6,442,200	—	—	—	—	—	—	—	1,000,000	—	—	—
Baggage Handling System- Construction	5,000,000	—	4,500,000	—	—	—	—	—	—	—	500,000	—	—	—
SRE Snow Plow (2) includes EA and purchase	1,601,000	—	1,440,900	—	—	—	—	—	—	—	160,100	—	—	—
ARFF Simulator Environmental & Design	225,000	—	202,500	—	—	—	—	—	—	—	22,500	—	—	—
TWY P/Associated Shoulders and Runway Blast Pad Rehabilitation - Design	180,000	—	162,000	—	—	—	—	—	—	—	18,000	—	—	—
ARFF Crash Phone System (Environmental + Design)	140,000	—	126,000	—	—	—	—	—	—	—	14,000	—	—	—
Various Software Upgrades	99,200	—	—	—	—	—	—	—	—	—	99,200	—	—	—

Description	Grand Total	Other Funding	Grant in Aid - Federal	TxDOT Assistance	Bond Proceeds	W&S Bond Proceeds	Photo Traffic Enforcement	HOT Tax	General Funding	Water & Sewer	Airport	Drainage	Fleet	IT
Mini Ride-On Sweeper	80,000	—	—	—	—	—	—	—	—	—	80,000	—	—	—
Police Unit	75,000	—	—	—	—	—	—	—	—	—	75,000	—	—	—
Replace (2) Automated Car Wash Units - Design	30,000	—	—	—	—	—	—	—	—	—	30,000	—	—	—
Grasslands Restoration Plan (WHMP) Environmental Assessment	10,000	—	9,000	—	—	—	—	—	—	—	1,000	—	—	—
GIS Program Environmental Assessment	2,000	—	1,800	—	—	—	—	—	—	—	200	—	—	—
5600 Drainage Utility Fund Total	13,100,000	—	—	—	—	—	—	—	—	—	—	13,100,000	—	—
56100 - Drainage Utility Total	13,100,000	—	—	—	—	—	—	—	—	—	—	13,100,000	—	—
Drainage Utility Equipment Additions and Replacements	4,300,000	—	—	—	—	—	—	—	—	—	—	4,300,000	—	—
Downtown Storm Sewer S. Grant Street Phase II	5,000,000	—	—	—	—	—	—	—	—	—	—	5,000,000	—	—
Arterial Storm Sewer-34th Avenue-Helium Road to Soncy Road	3,000,000	—	—	—	—	—	—	—	—	—	—	3,000,000	—	—
Storm Sewer System Extensions & Improvements	800,000	—	—	—	—	—	—	—	—	—	—	800,000	—	—
6100 Municipal Garage Fund Total	8,000,000	—	—	—	—	—	—	—	—	—	—	—	8,000,000	—
61120 - Municipal Garage	8,000,000	—	—	—	—	—	—	—	—	—	—	—	8,000,000	—
Equipment Replacement	7,600,000	—	—	—	—	—	—	—	—	—	—	—	7,600,000	—
Fuel Storage Tank Removal	400,000	—	—	—	—	—	—	—	—	—	—	—	400,000	—

Description	Grand Total	Other Funding	Grant in Aid - Federal	TxDOT Assistance	Bond Proceeds	W&S Bond Proceeds	Photo Traffic Enforcement	HOT Tax	General Funding	Water & Sewer	Airport	Drainage	Fleet	IT
Grand Total	\$83,947,031	\$1,863,732	\$6,442,200	\$—	\$19,775,000	\$6,000,000	\$—	\$—	\$14,506,099	\$13,260,000	\$1,000,000	\$13,100,000	\$8,000,000	\$—



CITY OF AMARILLO
2024/2025 RECAPITULATION OF RECOMMENDED PERSONNEL AUTHORITY

Business	Unit	PERMANENT POSITIONS					PART-TIME POSITIONS					TOTAL POSITIONS				
		ACTUAL 2020	ACTUAL 2021	ACTUAL 2022	REVISED 2023	BUDGET 2024	ACTUAL 2020	ACTUAL 2021	ACTUAL 2022	REVISED 2023	BUDGET 2024	ACTUAL 2020	ACTUAL 2021	ACTUAL 2022	REVISED 2023	BUDGET 2024
GENERAL FUND DEPARTMENTS																
Accounting	1320	14.0	15.0	—	—	—	2.0	2.0	—	—	—	16.0	17.0	—	—	—
Amarillo Emergency Comm. Cntr.	1270	67.0	62.0	62.0	66.0	62.0	2.0	2.0	2.0	2.0	2.0	69.0	64.0	64.0	68.0	64.0
Animal Management and Welfare	1710	42.0	45.0	45.0	45.0	45.0	3.0	3.0	3.0	3.0	3.0	45.0	48.0	48.0	48.0	48.0
Benefits	1340	3.0	3.0	2.0	3.0	3.0	1.0	1.0	1.0	—	—	4.0	4.0	3.0	3.0	3.0
Building Safety	1740	35.0	39.0	35.0	35.0	35.0	—	—	—	—	—	35.0	39.0	35.0	35.0	35.0
Capital Projects Development and Eng.	1415	18.0	18.0	18.0	17.7	17.7	—	—	1.0	1.0	1.0	18.0	18.0	18.7	18.7	18.7
Central Stores	1345	7.0	7.0	7.0	7.0	7.0	—	—	—	—	—	7.0	7.0	7.0	7.0	7.0
City Attorney	1210	10.0	10.0	10.0	10.0	10.0	—	—	—	—	—	10.0	10.0	10.0	10.0	10.0
City Manager	1020	7.0	9.0	10.0	6.0	6.0	1.0	—	1.0	—	—	8.0	9.0	11.0	6.0	6.0
City Marshal	1690	—	—	—	24.0	23.0	—	—	—	—	—	—	—	—	24.0	23.0
City Secretary	1220	2.0	3.0	3.0	3.0	3.0	—	—	—	—	—	2.0	3.0	3.0	3.0	3.0
Civic Center Administration	1241	5.0	5.0	5.0	5.0	5.0	—	—	—	—	—	5.0	5.0	5.0	5.0	5.0
Civic Center Box Office	1248	3.0	3.0	3.0	3.0	3.0	9.0	9.0	9.0	9.0	9.0	12.0	12.0	12.0	12.0	12.0
Civic Center Operations	1243	22.0	22.0	22.0	22.0	22.0	—	—	—	—	—	22.0	22.0	22.0	22.0	22.0
Civic Center Sports	1245	2.0	2.0	3.0	3.0	3.0	—	—	—	—	—	2.0	2.0	3.0	3.0	3.0
Custodial Operations	1251	27.0	30.0	30.0	30.0	30.0	—	—	—	—	—	27.0	30.0	30.0	30.0	30.0
Emergency Management	1232	9.0	5.0	5.0	6.5	7.5	—	—	—	—	—	9.0	5.0	4.5	6.5	7.5
Environmental Health	1750	18.0	20.0	21.0	21.0	21.0	—	—	—	—	—	18.0	20.0	21.0	21.0	21.0
Facilities Maintenance	1252	31.0	31.0	31.0	29.0	29.0	—	—	—	—	—	31.0	31.0	31.0	29.0	29.0
Finance	1315	8.0	7.0	24.0	25.0	25.0	1.0	1.0	3.0	3.0	3.0	9.0	8.0	27.0	28.0	28.0
Fire	1910	279.0	279.0	295.0	300.0	306.0	—	—	—	—	—	279.0	279.0	295.0	300.0	306.0
Fire Marshal	1930	9.0	9.0	23.0	8.0	9.0	—	—	—	—	—	9.0	9.0	23.0	8.0	9.0
Fire Civilian Personnel	1940	9.0	10.0	10.0	10.0	10.0	1.0	1.0	1.0	1.0	1.0	10.0	11.0	11.0	11.0	11.0
Globe News Center	1249	3.0	3.0	3.0	3.0	3.0	—	—	—	—	—	3.0	3.0	3.0	3.0	3.0
Golf	1811	22.0	22.0	22.0	22.0	22.0	69.0	69.0	69.0	68.0	68.0	91.0	91.0	91.0	90.0	90.0
Human Resources	1110	8.0	8.0	10.0	9.0	9.0	2.0	2.0	2.0	2.0	2.0	10.0	10.0	12.0	11.0	11.0
Judicial	1040	3.0	3.0	3.0	3.0	3.0	1.0	1.0	1.0	1.0	1.0	4.0	4.0	4.0	4.0	4.0
Library	1260	57.0	57.0	58.0	60.2	60.2	20.0	20.0	19.0	16.0	16.0	77.0	77.0	77.0	76.2	76.2
Mayor and Council	1011	—	—	—	—	—	5.0	5.0	5.0	5.0	5.0	5.0	5.0	5.0	5.0	5.0
Municipal Court	1305	22.0	22.0	20.0	20.0	18.0	3.0	3.0	3.0	3.0	3.0	25.0	25.0	23.0	23.0	21.0
Office of Civil Hearings	1306	1.0	1.0	1.0	1.0	1.0	1.0	1.0	1.0	1.0	1.0	2.0	2.0	2.0	2.0	2.0
Office of Engagement & Innovation	1023	4.0	6.0	8.0	9.0	9.0	—	—	—	—	—	4.0	6.0	8.0	9.0	9.0
Parks and Recreation	1820	103.0	76.0	78.0	78.0	78.0	197.0	164.0	164.0	165.0	165.0	300.0	240.0	242.0	243.0	243.0
Planning and Development Services	1720	9.0	9.0	9.0	11.0	11.0	—	—	—	—	—	9.0	9.0	9.0	11.0	11.0
Police	1610	372.0	372.0	376.0	380.0	378.0	—	—	—	—	—	372.0	372.0	376.0	380.0	378.0
Police Civilian Personnel	1640	68.0	69.0	69.0	74.0	74.0	6.0	6.0	9.0	9.0	9.0	74.0	75.0	78.0	83.0	83.0
Public Works (previously Engineering)	1410	5.0	5.0	5.0	5.0	5.0	—	—	—	—	—	5.0	5.0	5.0	5.0	5.0
Purchasing	1325	8.0	8.0	9.0	10.0	10.0	1.0	1.0	—	—	—	9.0	9.0	9.0	10.0	10.0
Risk Management	1120	3.0	3.0	3.0	3.0	3.0	—	—	—	—	—	3.0	3.0	3.0	3.0	3.0
Solid Waste Collection	1431	109.0	115.0	113.0	113.0	120.0	2.0	2.0	2.0	2.0	2.0	111.0	117.0	115.0	115.0	122.0
Solid Waste Disposal	1432	43.0	41.0	38.0	38.0	36.0	2.0	2.0	2.0	2.0	2.0	45.0	43.0	40.0	40.0	38.0
Street	1420	91.0	91.0	90.0	87.0	85.0	4.0	4.0	4.0	4.0	4.0	95.0	95.0	94.0	91.0	89.0
Traffic	1731	23.0	23.0	23.0	23.0	23.0	45.0	44.0	44.0	44.0	44.0	68.0	67.0	67.0	67.0	67.0
Transit	1761	68.0	68.0	69.0	69.0	69.0	—	—	—	—	—	68.0	68.0	69.0	69.0	69.0
Vital Statistics	1335	1.0	1.0	1.0	2.0	2.0	—	—	—	—	—	1.0	1.0	1.0	2.0	2.0
Total General Fund		1,650.0	1,637.0	1,672.0	1,699.4	1,701.4	378.0	343.0	346.0	341.0	341.0	2,028.0	1,980.0	2,017.2	2,040.4	2,042.4

CITY OF AMARILLO
2024/2025 RECAPITULATION OF RECOMMENDED PERSONNEL AUTHORITY

<u>Business</u>	<u>Units</u>	<u>PERMANENT POSITIONS</u>					<u>PART-TIME POSITIONS</u>					<u>TOTAL POSITIONS</u>				
		<u>ACTUAL</u> 2020	<u>ACTUAL</u> 2021	<u>ACTUAL</u> 2022	<u>REVISED</u> 2023	<u>BUDGET</u> 2024	<u>ACTUAL</u> 2020	<u>ACTUAL</u> 2021	<u>ACTUAL</u> 2022	<u>REVISED</u> 2023	<u>BUDGET</u> 2024	<u>ACTUAL</u> 2020	<u>ACTUAL</u> 2021	<u>ACTUAL</u> 2022	<u>REVISED</u> 2023	<u>BUDGET</u> 2024
WATER & SEWER UTILITIES																
Director of Utilities	52110	5.0	5.0	8.0	8.0	8.0	—	—	—	—	—	5.0	5.0	8.0	8.0	8.0
Capital Projects and Development Eng	52115	17.0	17.0	16.3	16.3	16.3	—	—	1.0	1.0	1.0	17.0	17.0	17.3	17.3	17.3
Environmental Laboratory	52281	21.0	21.0	18.0	18.0	20.0	—	—	—	—	—	21.0	21.0	18.0	18.0	20.0
Hollywood Road Wastewater Trtmnt	52270	22.0	22.0	25.0	25.0	27.0	2.0	2.0	—	—	—	24.0	24.0	25.0	25.0	27.0
River Road Reclamation	52260	21.0	21.0	21.0	21.0	22.0	2.0	2.0	—	—	—	23.0	23.0	21.0	21.0	22.0
Utility Billing	52100	38.0	62.0	67.0	67.0	77.0	2.0	3.0	6.0	8.0	8.0	40.0	65.0	73.0	75.0	85.0
Wastewater Collection	52240	38.0	38.0	38.0	38.0	40.0	—	—	—	—	—	38.0	38.0	38.0	38.0	40.0
Water Distribution	52230	65.0	65.0	61.0	61.0	53.0	—	—	—	—	—	65.0	65.0	61.0	61.0	53.0
Water Production	52200	15.0	15.0	9.0	9.0	12.0	—	—	—	—	—	15.0	15.0	9.0	9.0	12.0
Water Transmission	52210	8.0	8.0	9.0	9.0	9.0	—	—	—	—	—	8.0	8.0	9.0	9.0	9.0
Water Treatment	52220	30.0	30.0	29.0	29.0	29.0	—	—	—	—	—	30.0	30.0	29.0	29.0	29.0
Total Water & Sewer Utility		280.0	304.0	301.3	301.3	313.3	6.0	7.0	7.0	9.0	9.0	286.0	311.0	308.3	310.3	322.3
Airport	54110	58.0	63.0	71.0	70.0	74.0	—	—	—	—	—	58.0	63.0	71.0	70.0	74.0
Drainage Utility	56100	32.0	32.0	32.0	32.0	32.0	—	—	—	—	—	32.0	32.0	32.0	32.0	32.0
Information Technology	62010	37.0	43.0	36.0	43.0	43.0	1.0	1.0	—	—	—	38.0	44.0	36.0	43.0	43.0
Fleet Services	61110	45.0	45.0	45.0	45.0	45.0	—	—	—	—	—	45.0	45.0	45.0	45.0	45.0
Self Insurance	63125	3.0	4.0	4.0	4.0	4.0	—	—	—	—	—	3.0	4.0	4.0	4.0	4.0
City Care Clinic	64300	5.0	5.0	—	—	—	—	—	—	—	—	5.0	5.0	—	—	—
Special Revenue	20110	130.0	144.0	146.5	144.5	137.5	7.0	3.0	3.0	3.0	3.0	137.0	147.0	149.5	147.5	140.5
TOTAL		2,240.0	2,277.0	2,316.8	2,339.2	2,350.2	392.0	354.0	356.0	353.0	353.0	2,632.0	2,631.0	2,663.0	2,692.2	2,703.2