

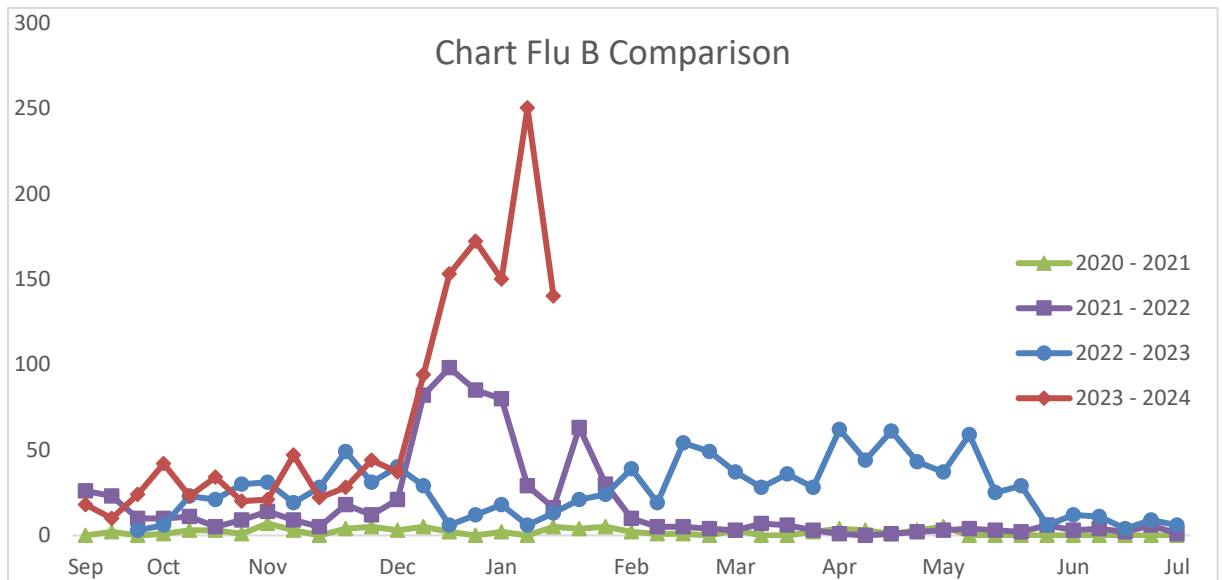
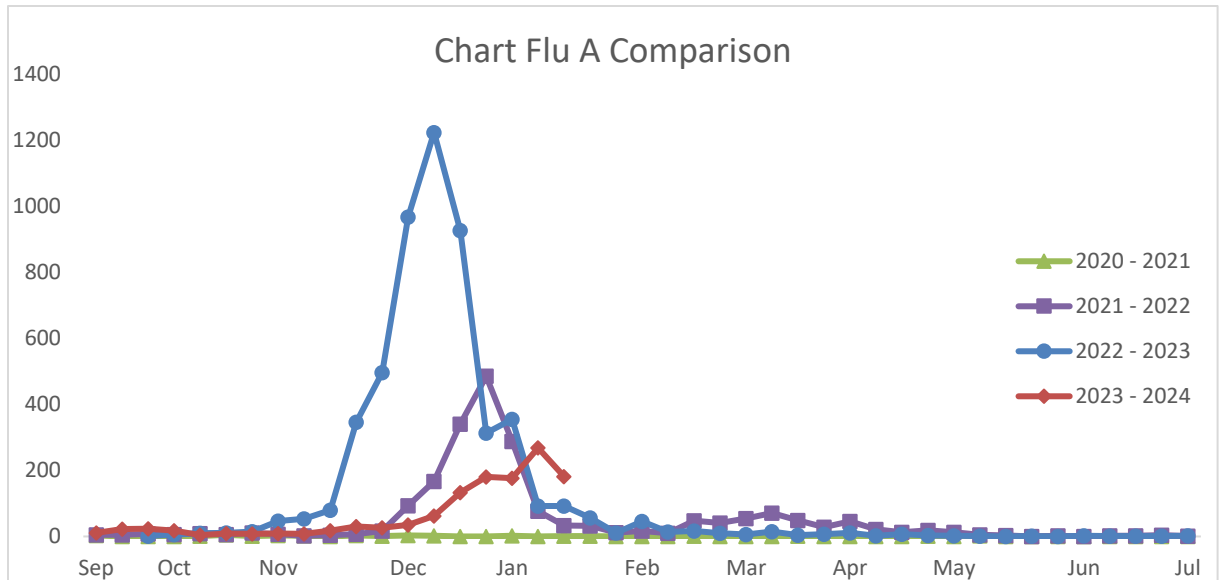
2023 - 2024 ○ Flu Season

Amarillo Public Health Weekly Flu Report


| Week Ending | 12/12 | 12/19 | 12/26 | 1/3 | 1/10 | 1/17 |
|------------------------|-------|-------|-------|------|------|------|
| MMWR Week | 49 | 50 | 51 | 52 | 1 | 2 |
| Flu A | 62 | 133 | 180 | 176 | 268 | 181 |
| Flu B | 94 | 153 | 172 | 150 | 250 | 140 |
| ILI* | 1730 | 1417 | 1389 | 881 | 1799 | 1172 |
| Undifferentiated** | 0 | 0 | 0 | 0 | 0 | 0 |
| RSV | 104 | 182 | 214 | 141 | 134 | 90 |
| Weekly Total (Flu+RSV) | 1990 | 1885 | 1955 | 1348 | 2451 | 1583 |

*Influenza Like Illness (ILI) is defined as a patient with fever $\geq 100^{\circ}$ F, cough and/or sore throat who is either not tested for flu or is negative on result.

**Testing did not differentiate Flu A or Flu B.

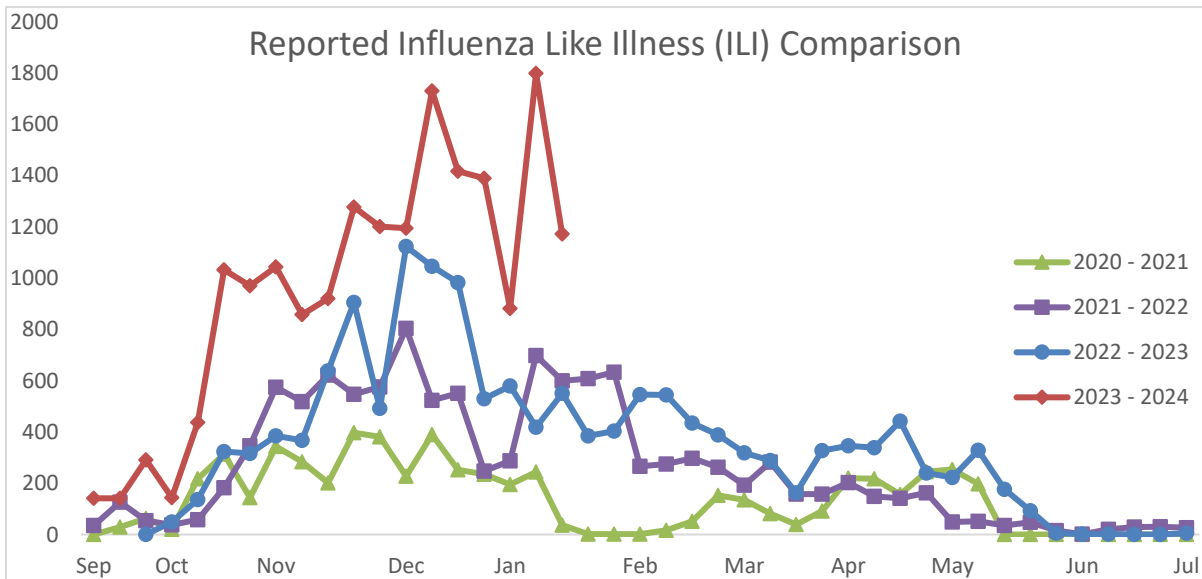
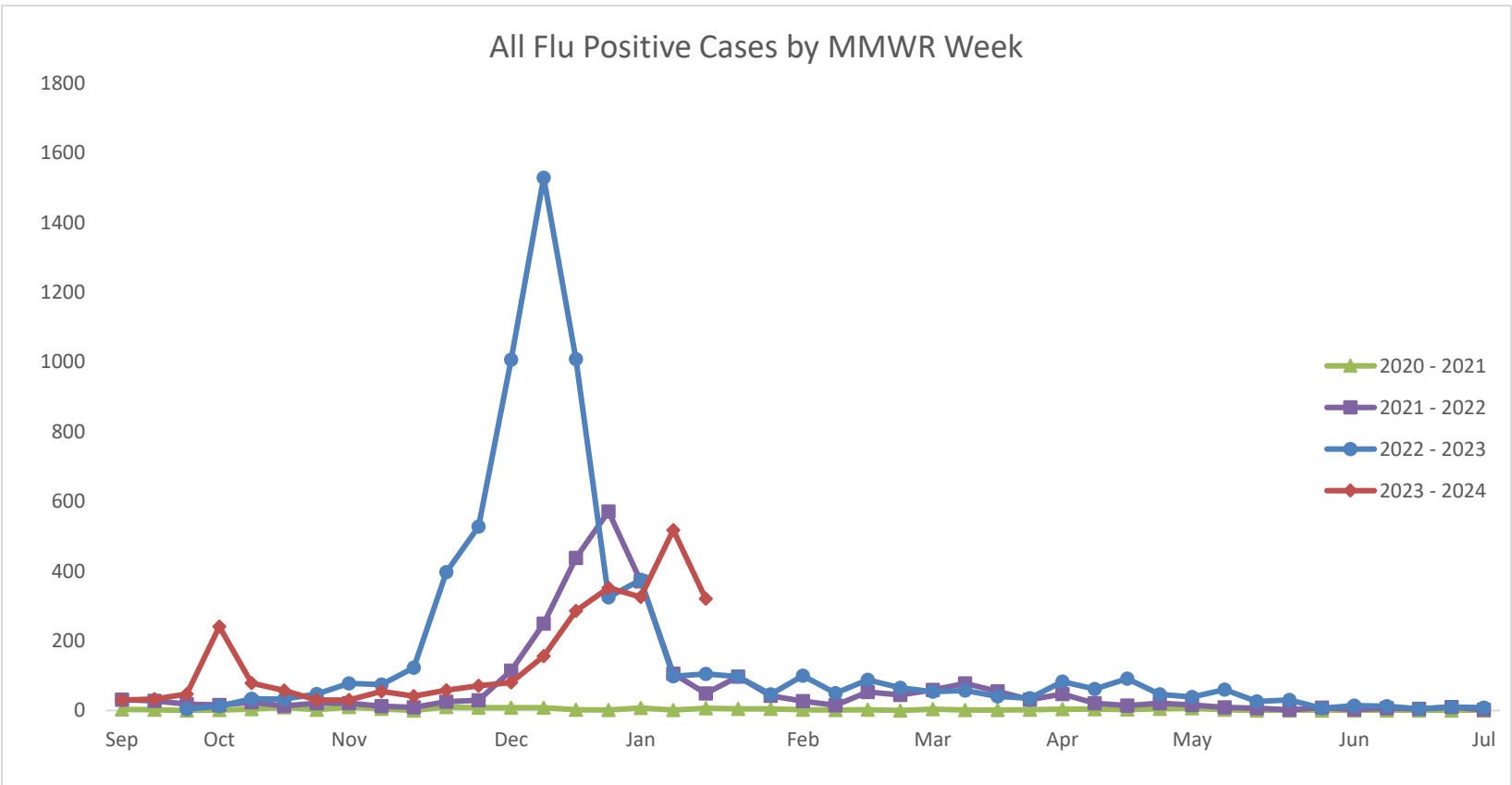


Graphs and Tables Include Flu Numbers Reported to Amarillo Public Health.



Flu Season

2023 - 2024



Public Health
Prevent. Promote. Protect.

Amarillo

Graphs and Tables Include Flu Numbers Reported to Amarillo Public Health.