

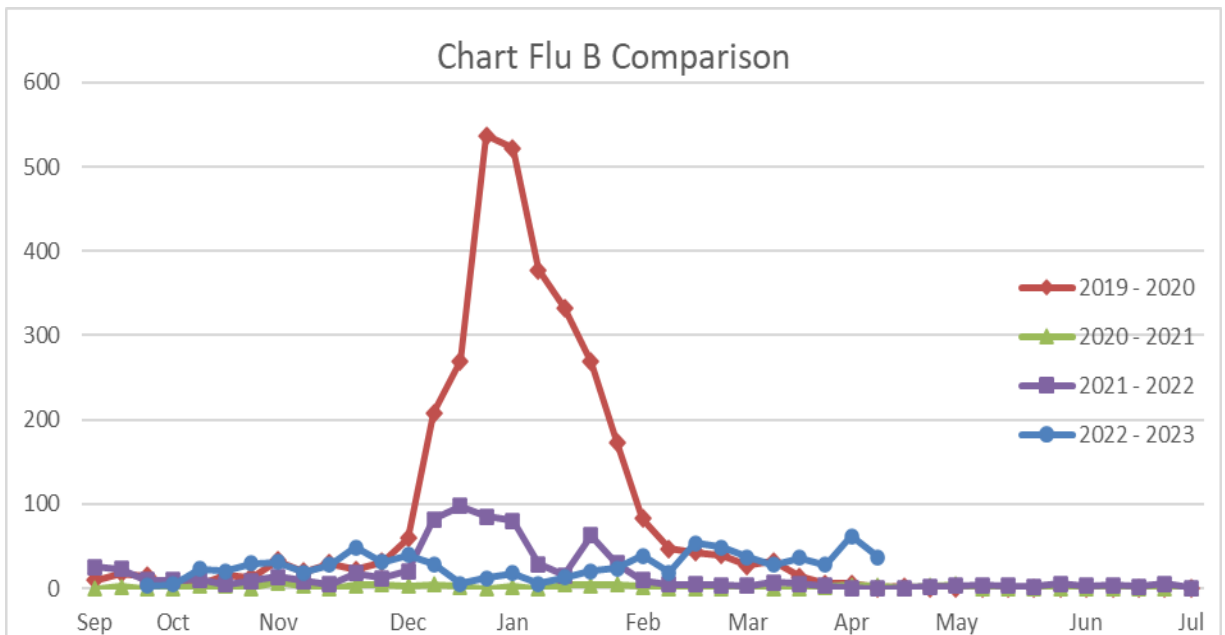
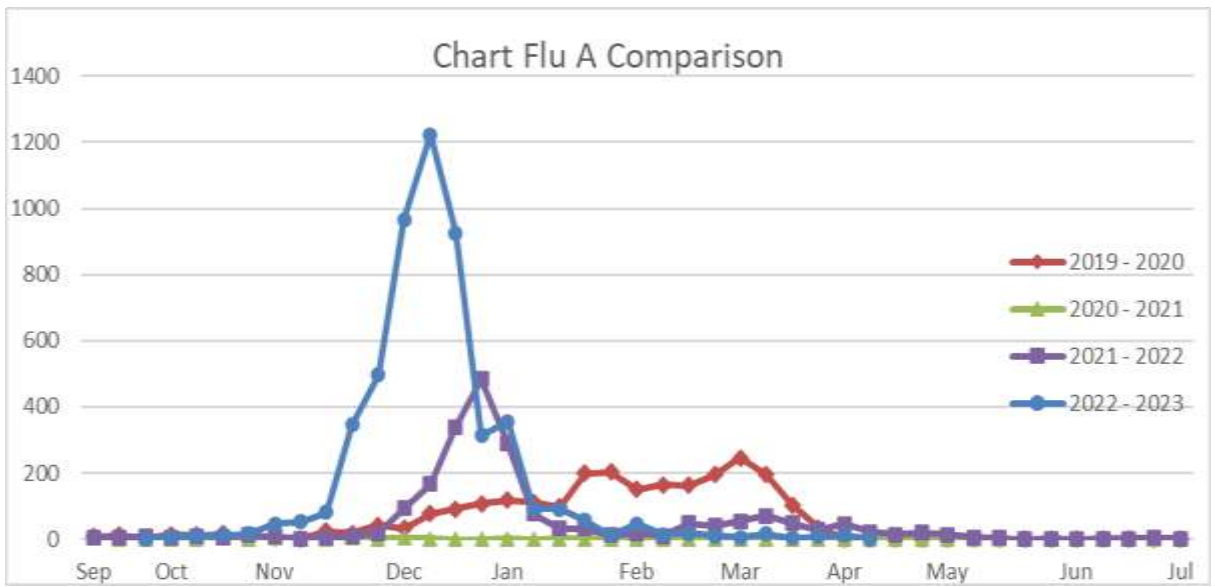
# Amarillo Public Health Weekly Flu Report

| Week Ending        | 3/6 | 3/13 | 3/20 | 3/27 | 4/3 | 4/10 |
|--------------------|-----|------|------|------|-----|------|
| MMWR Week          | 9   | 10   | 11   | 12   | 13  | 14   |
| Flu A              | 6   | 15   | 3    | 7    | 10  | 2    |
| Flu B              | 37  | 28   | 32   | 22   | 54  | 37   |
| ILI*               | 317 | 288  | 147  | 281  | 304 | 186  |
| Undifferentiated** | 11  | 14   | 0    | 0    | 10  | 0    |
| Weekly Totals      | 371 | 345  | 345  | 310  | 378 | 225  |

\*Influenza Like Illness (ILI) is defined as a patient with fever  $\geq 100^\circ$  F, cough and/or sore throat who is either not tested for flu or is negative on result.

\*\*Testing did not differentiate Flu A or Flu B.

2022 - 2023 ○ Flu Season



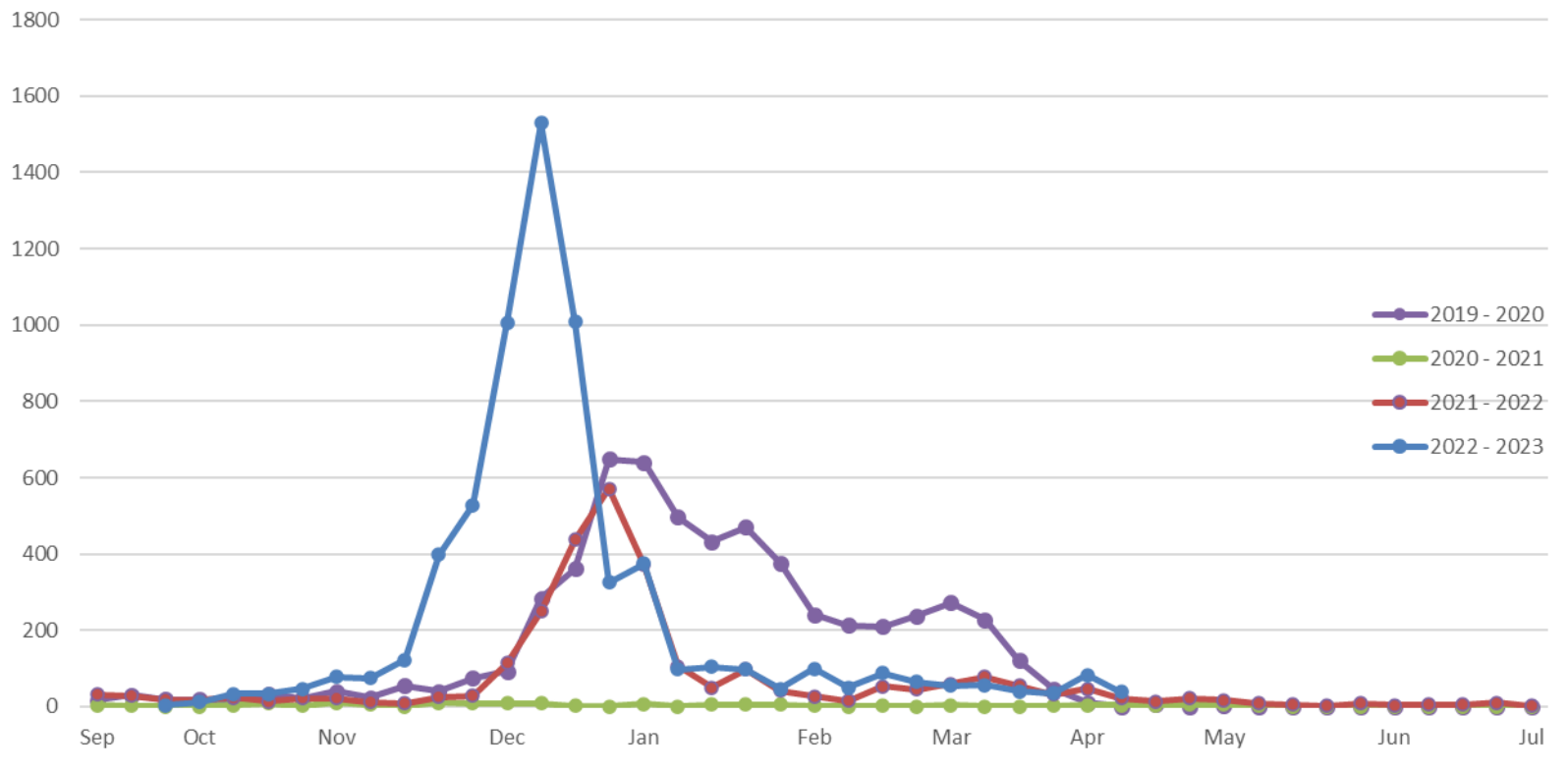
All Graphs and Tables Include Potter and Randall County Data Only



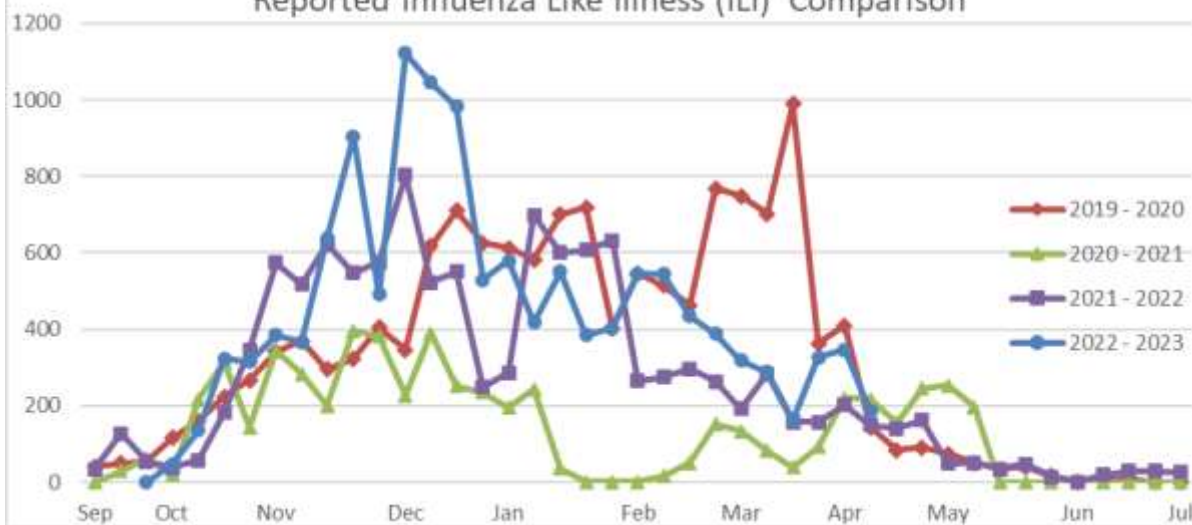
Flu Season

2022 - 2023

All Flu Positive Cases by MMWR Week



Reported Influenza Like Illness (ILI) Comparison



All Graphs and Tables Include Potter and Randall County Data Only



**Public Health**  
Prevent. Promote. Protect.

**Amarillo**