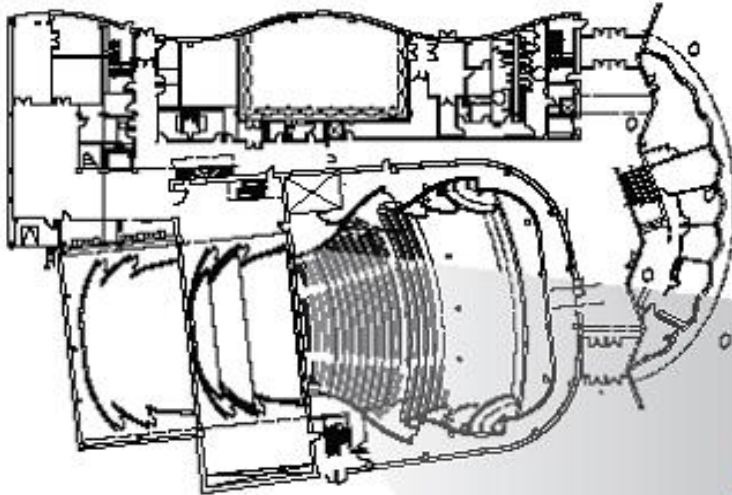


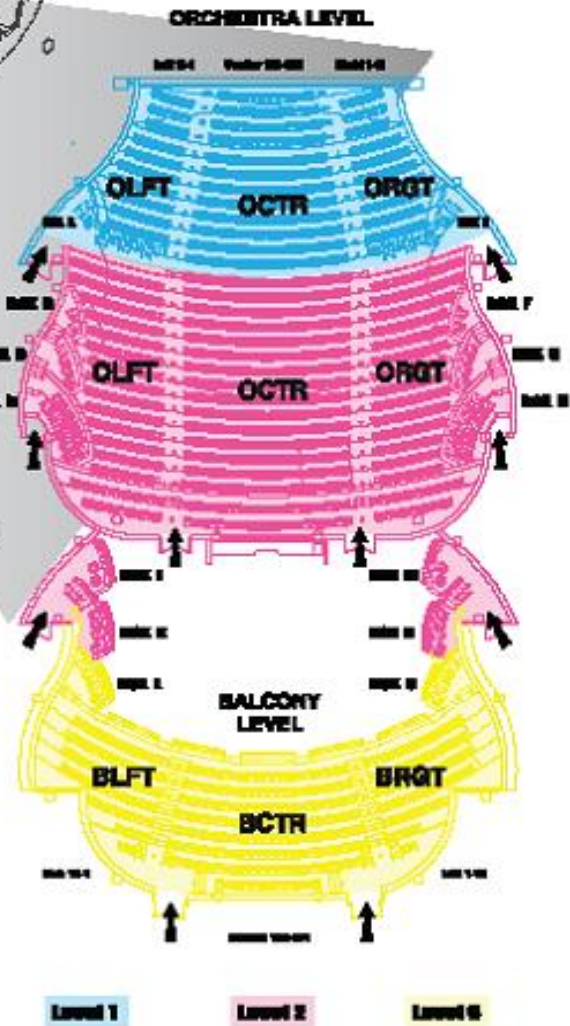
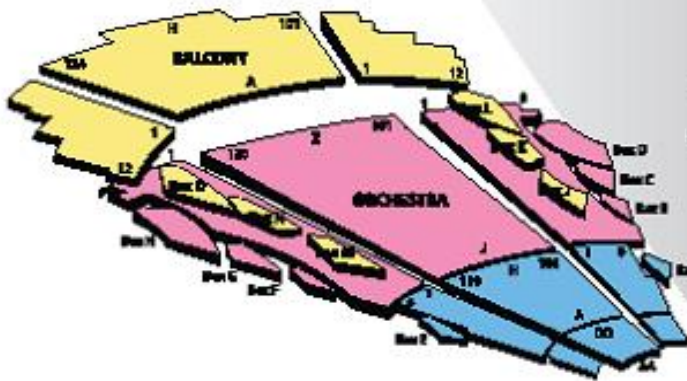


AMARILLO Civic Center COMPLEX

Meet. Play. Celebrate.




GLOBE-NEWS CENTER
for the Performing Arts





GLOBE-NEWS CENTER
for the Performing Arts

**500 South Buchanan
Amarillo, TX. 79101**



**THE GLOBE NEWS CENTER FOR THE PERFORMING ARTS
HOUSES A 1314 SEAT AUDITORIUM WITH BALCONY,
REHEARSAL/EDUCATION ROOM, SPACIOUS MULTI-LEVEL
LOBBY, AND NUMEROUS DRESSING ROOMS. IT IS DESIGNED
WITH ACOUSTICAL EXCELLENCE IN MIND AND SERVES AS A
LANDMARK FOR THE ARTS SCENE IN AMARILLO.**

**IT IS EQUIPPED WITH A ONE-OF-A-KIND ONE-PIECE
ORCHESTRA SHELL, RETRACTING INTO AN UPSTAGE GARAGE
AREA TO REVEAL A FULLY EQUIPPED ROADHOUSE.
FEATURING A SPRUNG DANCE FLOOR, HYDRAULIC
ORCHESTRA PIT, COMPLETE FLY SYSTEM AND AVAILABLE
LIGHTING AND AUDIO PACKAGES, THE CENTER IS EQUIPPED
TO HOST EVENTS FROM THE SMALLEST MEETING TO A LARGE
ROAD SHOW. IT SERVES AS THE PERFORMANCE HOME FOR
THE AMARILLO SYMPHONY, AMARILLO OPERA, AND LONE
STAR BALLET. THE FACILITY IS OPERATED AND MANAGED AS
PART OF THE AMARILLO CIVIC CENTER COMPLEX.**

Load-in Area

The loading dock is a truck height loading dock with dock leveler available. It is located adjacent to Pierce Street (one-way southbound). When headed southbound on Pierce Street, pull into the parking lot just past the building and back into the dock area. There is room for only one truck at a time at this dock. An alternate street level load-in overhead door for smaller items is available on the northwest corner of the building. This opens into a small garage area with access to the backstage dock through a double doorway approximately 84" h x 71" w.

Loading Dock Door dimensions – 10'x10'

Push to stage – 53' with one turn to the right

Hallway vertical clearance – 8' 9" (pipes hanging lower than door height)

Hallway width – 16'

Stage Door dimensions – 10'x10'

Soundproof stage door located on Upstage Left back wall.

Stage Dimensions

Curved Proscenium arch – 50' wide at stage level, 32' high at CL

Stage width 50' + wings = 106"

Stage depth 38'

Wing Space – 30' Stage Left, 26' Stage Right

Offstage vertical height to second floor pin-rails - 37' 0"

Stage Floor Surface

Any and all fastening to the stage deck must be approved in advance and in writing by Civic Center Management.

Absolutley NO LAGGING ALLOWED.

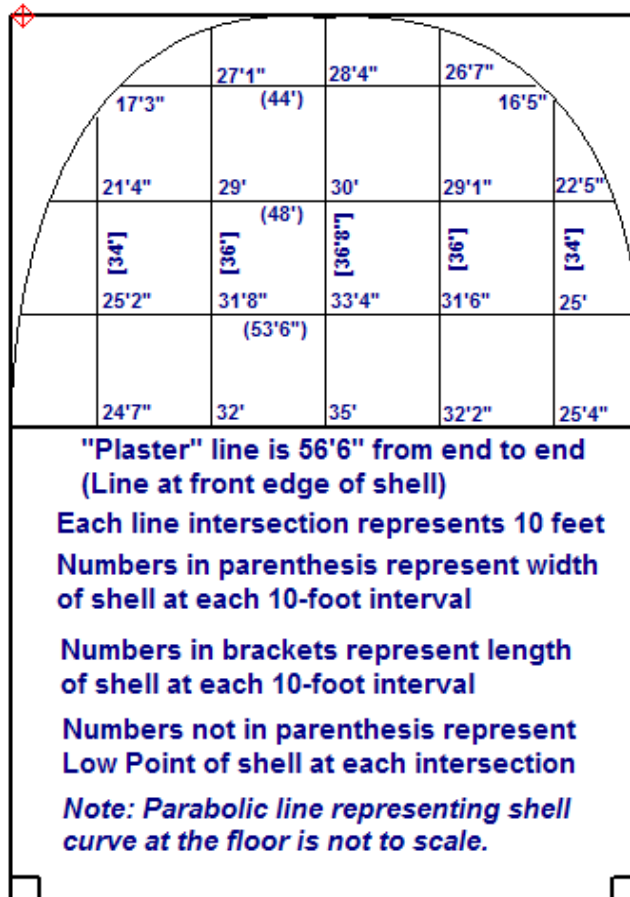
Stage floor is a sprung dance floor constructed with rubber supports topped with two layers of $\frac{3}{4}$ " plywood and surfaced with a layer of $\frac{1}{2}$ " hardboard (Masonite).

Color is black. Surface is consistent from wall-to-wall.

Client will be responsible for any floor damage or repainting, if necessary, after use. Permission must be obtained from facility technical management prior to lagging into or painting the floor.

Acoustical Orchestra Shell

A one-of-a-kind one-piece orchestra shell is housed in a garage upstage of the main stage-house. The orchestra shell plays an important role in the quality of the music. Its use links the house with the stage and creates a one room concert hall acoustically. It is recommended for most musical ensembles. When in use, it travels forward into the stage house, effectively placing the performers in the same acoustical space as the audience. If you plan on using this shell, please contact the facility Production Manger for additional information. Approximate measurements inside the shell are depicted in the graphic below.



Adjustable Acoustical System

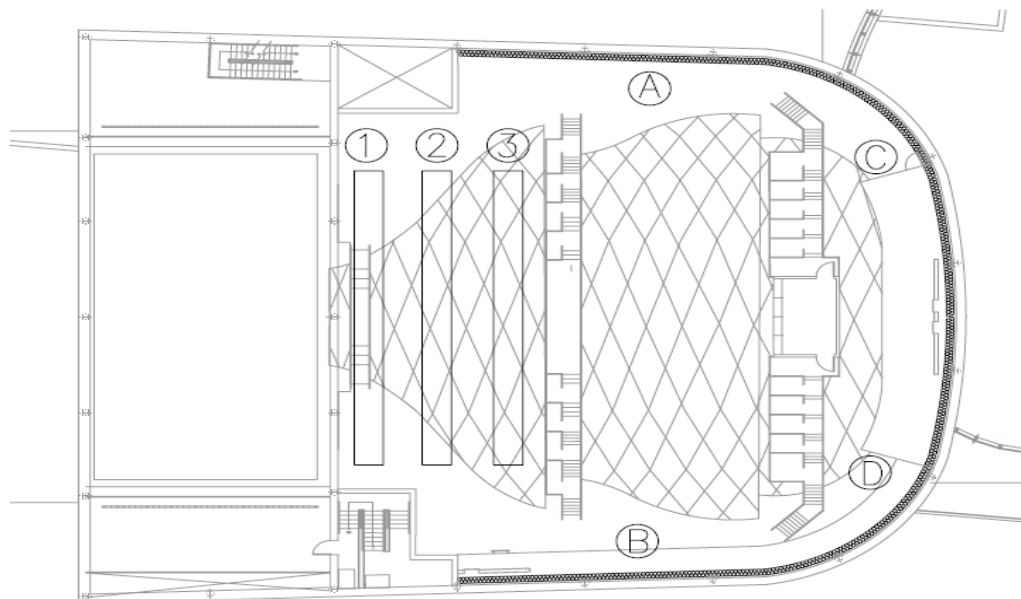
The adjustable absorption systems consist of heavy velour motorized draperies and panels, or dampers located at the catwalk level in the outer volume chamber of the hall. Velour banners are typically cost effective and reliable. However, they are most efficient at mid and high frequencies above 250 Hz, with a rapid decrease at low frequencies, and little effect below 63Hz. The dampers consist of 6" thick fiberglass panels that are more efficient in the low frequency range. When the draperies and dampers are stored within their pockets, they have a negligible effect on the decay or reverberation time within the audience chamber. When they are deployed, they absorb sound proportionally to their exposed area and reduce the reverberation time of the hall. Programs requiring a "live" room with a longer reverberation time, e.g. classical music, would typically have most of the draperies and dampers stored in their pockets, while events requiring a "dry" room with a shorter reverberation time, e.g. speech or amplified, would typically have most of the systems deployed.

The following table is a quick guide for performance use of the adjustable systems. Settings for program types not listed here should resemble the most similar program. The draperies are labeled A, B, C and D and the dampers are 1, 2, and 3.

See table and map on the next page for reference locations.

Program	Draperies Deployed	Dampers Deployed
Piano Soloist – lid up	NONE	NONE
Vocal or Instrumental Soloist (with piano) – low stick	A, B	NONE
String Quartet or String Ensemble	A, B	NONE
Choral Ensemble Pop	A, B, C, D	NONE
Chorus	A, B	NONE
Symphony Orchestra (with full brass and percussion)	NONE	3
Symphony Orchestra with Strings only (chamber orchestra)	A, B	NONE
Lecture	A, B, C, D	1, 2, 3
Unamplified Jazz	A, B, C, D	1, 2, 3
Pop or Rock Band	A, B, C, D	1, 2, 3

Program	Shell Deployed	Stage Location	Pit Lift Configuration
Piano Soloist – lid up	YES	In the shell, locate piano edge 2' upstage from upstage pit lift line	Stage or Audience level
Vocal or Instrumental Soloist (with piano) – low stick	YES	In the shell, locate piano edge 3' upstage from upstage pit lift line. Singer off center	Stage or Audience level
String Quartet	YES	In the shell, first violin located 3' upstage from upstage pit lift line.	Stage or Audience level
Choral Ensemble (Sweet Adelines)	YES	On choral risers in the shell. Podium located 2' upstage from the upstage pit line.	Stage or Audience level
Chorus	YES	On choral risers in the shell. Podium located 2' upstage from the upstage pit line.	Stage or Audience level
Symphony Orchestra (with brass and percussion)	YES	Podium 2' upstage from the downstage pit edge	Stage Level
Symphony Orchestra with Strings only (chamber orchestra)	YES	Podium 2' upstage from the downstage pit edge	Stage Level
Lecture	YES OR NO	Does not matter	Stage or Audience level
Unamplified Jazz	YES	In the shell just upstage from the pit lift	Audience level
Pop or Rock Band	NO	In stage with stage curtains	Audience level



Orchestra Pit

Hydraulic Orchestra Pit can be raised from orchestra pit level to audience or stage level. Portable seats are available to add for additional seating when Pit is at audience level. When completely lowered, there is an additional 8' of space for orchestra members under the stage.

Stage Trap System

A stage trap system is available for use. Please contact facility management prior to planning use of these traps. Client is responsible for extra cost/labor for removing and replacement of trap doors.

Fly System

Counterweight system, all single purchase

59 fly lines plus 1 House Curtain line

Grid Height – 81' 10"

Low trim – 4' 0"

High trim – 77' 0"

Locking rail located SR at Stage Floor Level

Belaying pin-rails located 10' off stage at approximately 40' high for cable picks

Baton weight maximum of 700 lbs.

Power Connections

Audio power throughout the building is all tied to the same transformer and isolated ground. Any orange-colored plugs in the building are on this transformer and ground.

Audio Company Switch:

One 200 Amp 3 Phase with Isolated Ground Upstage Left (bare lug)

One 60 Amp 3 Phase with Isolated Ground Down Stage Left with distro box

One 60 Amp 3 Phase with Isolated Ground Down Stage Right with distro box

Lighting/Motor Company Switches

Two – 400 Amp 3 Phase Switches on Stage Left Wall (Cam-lock connectors)

Headset/Paging System

The Center features a four-channel Clear-Com headset system with stations liberally spaced throughout the facility. Paging to lobby, backstage and dressing rooms is available from the Stage Manager position, as well as other locations in the facility.

Follow Spots

Two (2) Lycan Follow spots are located at the apex of the rear catwalk in an enclosed spot booth. Spots are available at an extra charge. No other matching follow spots are available in the facility. If your production requires additional spots, please discuss this with the facility Production Manager at least two weeks prior to your move-in.

Lighting System

A basic hang plot has been established for the Globe-News Center and is available for client's use. Any changes or additions to this basic plot are the client's responsibility and the basic hang must be restored as part of the move-out. A list of equipment can be found on the last page of this document. Lighting diagrams and hang plot are available by request. Lighting equipment is listed at the end of this document.

- ETC Sensor system with 3-pin connectors on three house catwalks and various other locations throughout the theatre.
- Onstage electrics powered from the grid using 150' Socapex cables with 3-pin fan-outs.
- ETC Net2 throughout the facility with 2-Port DMX control nodes.
- ETC Ion control board with remote video node and wireless remote focus unit can be connected via closed Wi-Fi system,

Audio System

A complete in-house audio system is available. Control is from the audio control booth or a back-of-the-house mix location in the seating area. Any use of this mix position requires the removal of seats. The booth has proven not to be a good location for mixing. If using the BOH location, please inform production and box office management prior to opening of ticket sales.

A complete listing of audio equipment available can be found beginning on page seven of this document.

Dressing Rooms

All dressing rooms are equipped with lighted individual make-up mirrors and lavatories with hot and cold water.

Three small "headliner" dressing rooms designed for 1 or 2 people each are located at stage level across the hallway off stage left. One dressing room has its own restroom, with the other two dressing rooms sharing their own restroom. An additional "quick change" room is also located next to the headliner dressing rooms with no toilet facilities. All showers are located on the second floor.

Five large dressing rooms are located on the second floor, accessible from stage level by a stage left stairway or backstage service elevator. Second floor Dressing room area includes the following:

- 4 Dressing rooms designed to comfortably serve 10 to 12 people each
- 1 Dressing room designed to comfortably serve up to 50 people
- 5 individual Shower rooms and Men's and Women's Rest Rooms located adjacent to the dressing rooms by a common hallway.

Wardrobe Area

A wardrobe workroom is located on the second floor, adjacent to the dressing rooms. It includes extra circuiting for irons and steamers, as well as washer and dryer hookups and a laundry sink. It is accessible by backstage service elevator.

Shore Power

One 100-amp 220V power supply located just inside loading dock door.

Tour Office

A small office is available for use adjacent to the wardrobe workroom on the second floor. There is no additional charge for use of this office.

Crew Rates

- Production Manager/Steward at \$22.50 per hour.
- All Stagehands are billed at \$17.00 per hour (2-hour minimum call)
- Up Riggers are billed at \$37.00 per hour. (4-hour minimum on IN and OUT)
- Down Riggers are billed at \$37.00 per hour (4-hour minimum on IN and OUT)
- A Crew Lead Charge of \$19.00 will be included for all crews over 3 persons.
- Runner Base Rate: \$150 per day plus expense. If runner is using a personal vehicle price increases to \$180 per day plus expenses.


All labor calls that extend over 8 hours in a 24-hour day will be billed out at an overtime rate of time and a half.

For Additional Information Contact:

Derek Hisek
Production Manager
806-378-3088
derek.hisek@amarillo.gov

William Weatherholt
Asst. Production Manager
806-378-9346
william.weatherholt@amarillo.gov

Cameron Cockrell
Asst. Production Manager
806-378-4221
cameron.cockrell@amarillo.gov



**Globe News Center for the Performing Arts
Stage Lighting Inventory**

Source-4 10 degree	40
Source-4 19 degree	75
Source-4 26 degree	75
Source-4 36 degree	68
Source-4 50 degree	16
Source-4 Par	20
Par 64 Cans	50
8" Fresnel	12
4 Cell Far Cyc units	12
Lycan Follow spots	2
Robert Juliat Aramis Follow Spot (additional Charges will apply with use of RJA spotlights)	2
Single 12" Sidearm With Tee	60
Snoot for 10 degree Source-4	40
Snoot for other Source-4	50
Half hat for Source-4	30
Snoot for Par 64	20
Pattern holders for Source-4	40
CABLE	
5' Cable	60
10' Cable	50
25' Cable	30
50' Cable	20
Two-fer	40
Three-fer	40
150' 6 Circuit Socapex Multicable jumper	32
Non-staggered 6 Circuit multicable breakout	16
Staggered 6 Circuit multicable breakout	24
Non-staggered 6 Circuit multicable break-in	1
Scenery guards	24
Cable hampers	6
21' Boom with flange and pickup ring	8
10' Boom with flange and pickup ring	4

Globe-News Center for the Performing Arts Audio System

The Globe-News Center combines acoustic excellence with an outstanding Audio system. The system is a Left, Center, Right system that can be configured for most audio needs. Following is an overview of available equipment:

Front-of-House

- Console: Midas M32 input console.
- 56 channel snake system from stage to booth with additional cable passes for supplemental runs
- 4 channel Clear-Com system
- Back stage, onstage, and lobby paging program system

EAW Speakers

- Center cluster speakers - 2 EAW MQM 1364's and 1 MQM 1410 (4x10 low freq. See MQM1215 for similar specs) and bottom tier of MQM DF (custom wide-pattern down-fill box)
- Left and Right stacks suspended include 1 MQM 1364, 1394,1410 per side
- Subwoofers single SB250 and SB180 per side
- Under-Balcony Fills - Nine JF80 under balcony fills patchable on an individual speaker basis

Orchestra announce speakers

- A group of EAW speakers are permanently installed for P.A. use when the large system is not desired. These provide adequate coverage for the entire house, while being out of view from the audience. This portion of the system is designed for amplification of the spoken word and limited music.

Amplification

- Amps are all Crest CK series
- 8 channels of unassigned amplification for effects and/or onstage monitors
- Jacks located throughout house for additional use
- Speakers are all tri-amped

Effects Processors:

- 1 Yamaha 2PX 2000
- 1 T.C. Electronic M2000
- 1 Lexicon MPX 1

Compressors:

- 8 Channels KlarkTeknik Compressors

Gates:

- 8 Channels KlarkTeknik Gates

Equalization:

- 4 XTA GQ 600 Stereo EQ Units

CD/Record/Playback

- 2 Tascam CDRW 2000
- 1 Tascam MD 350 Mini-Disc

- 1 Tascam CD-OIU Professional CD player

Mix Positions

- Control Booth – Sliding window to allow sound in (not recommended)
- Rear two rows – Under balcony eliminates 12 seats (recommended mixing location)
- Rear five rows – Also under balcony eliminates 30 seats

GNC LINSET SCHEDULE – NEXT PAGE



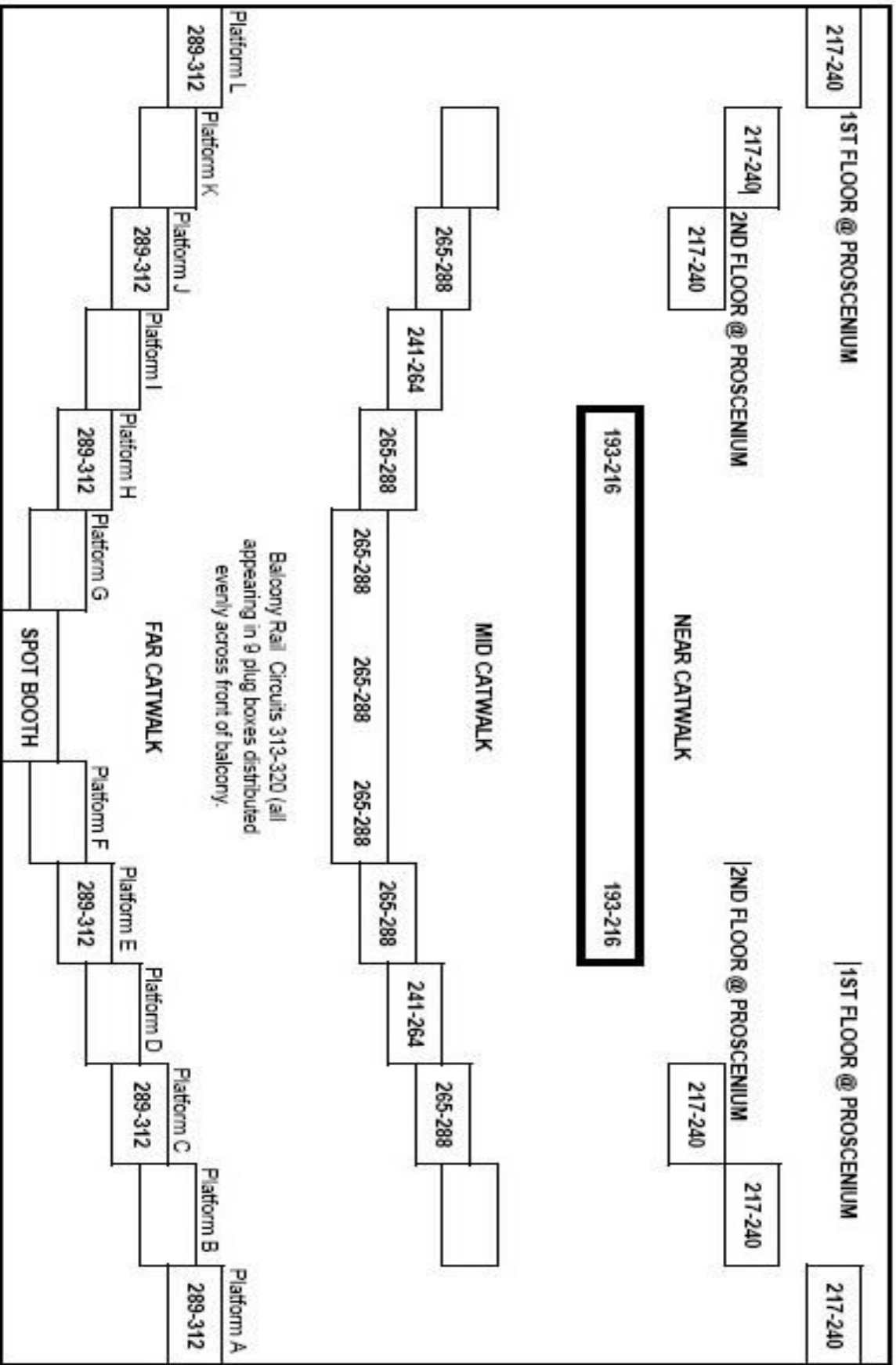
Globe-News Center Lineset Schedule

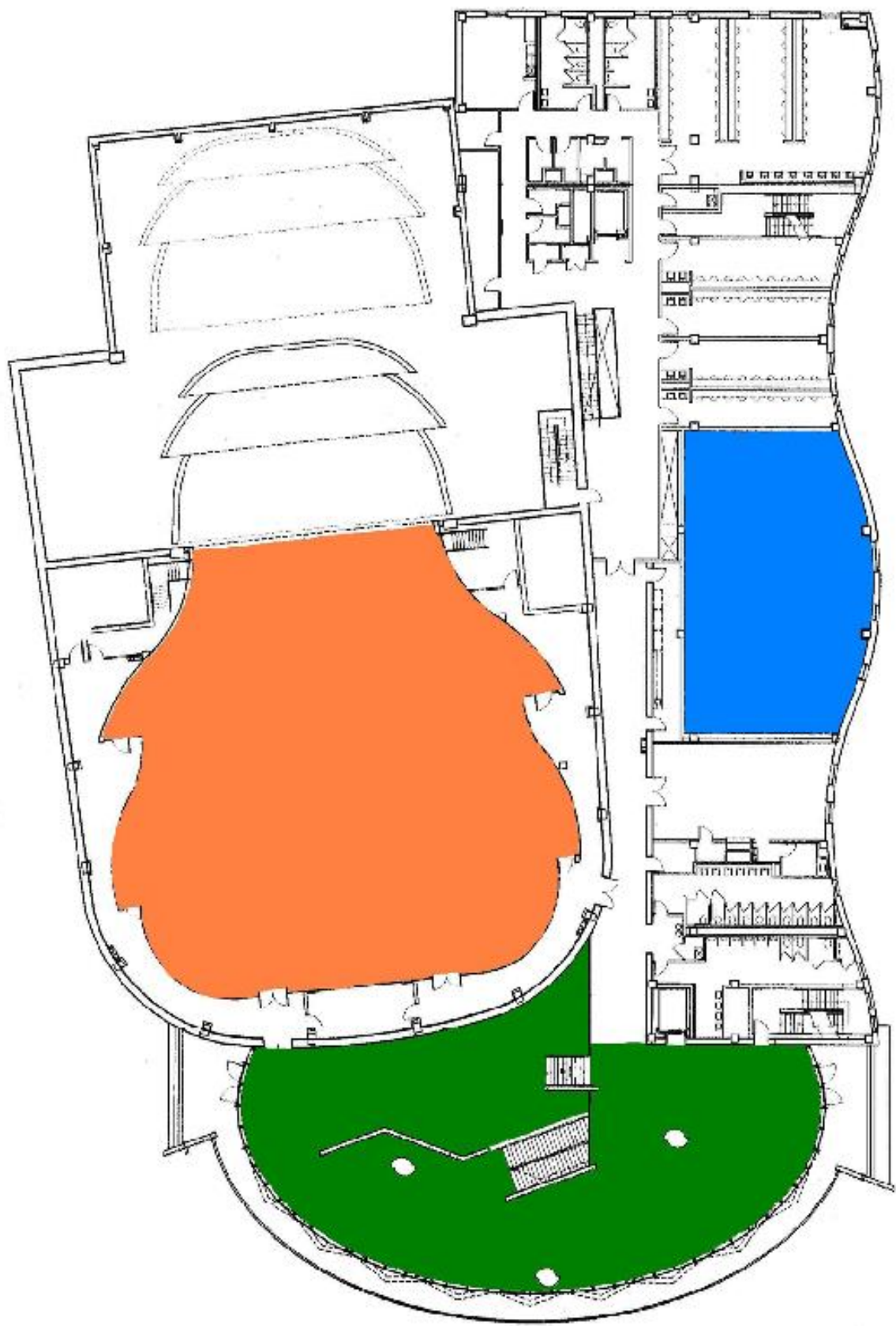
Lineset Number	Feet from DS Wall	Description	Notes	
Grand Drape	1'5"	Grand Drape		
1	2'3"	Border	1st Border	
2	2'9"	Legs	1st Legs	
3	3'3"			
4	3'9"			
5	4'3"	1st Electric	Cables	
6	4'9"	1st Electric	Instruments	
7	5'3"			
8	6'3"			
9	7'3"			
10	7'9"			
11	8'3"			
12	8'9"			
13	9'3"	Border	2nd Border	
14	9'9"	Legs	2nd Legs	
15	10'9"			
16	11'3"			
17	11'9"			
18	12'3"	Legs	3rd Legs	
19	13'3"	2nd Electric	Cables	
20	13'9"	2nd Electric	Instruments	
21	14'9"			
22	15'3"			
23	16'3"	Full Black	3rd Border	
24	16'9"	Legs	4th Legs	
25	17'9"			
26	18'9"			
27	19'3"	3rd Electric	Cables	
28	19'9"	3rd Electric	Instruments	
29	20'9"			
30	21'3"			
31	21'9"			
32	22'3"			
33	22'9"	Border	4th Border	

34	23'3"	Legs	5th Legs	
35	24'3"	4th Electric	Cables	
36	24'9"	4th Electric	Instruments	
37	25'3"			
38	26'3"			
39	26'9"			
40	27'3"			
41	27'9"			
42	28'3"	Border	5th Border	
43	28'9"	Legs	6th Legs	
44	29'3"			
45	29'9"			
46	30'9"	5th Electric	Cables	
47	31'9"	5th Electric	Instruments	
48	32'3"	Border	6th Border	
49	33'3"			
50	33'9"			
51	34'3"			
52	34'9"			
53	35'3"			
54	35'9"			
55	36'9"			
56	37'3"			
57	37'9"	Full Black	3rd Border	
58	38'3"	Cyc		
59	38'9"		(Trip Pipe for Shell Use)	

***Black/White scrims are available upon request**

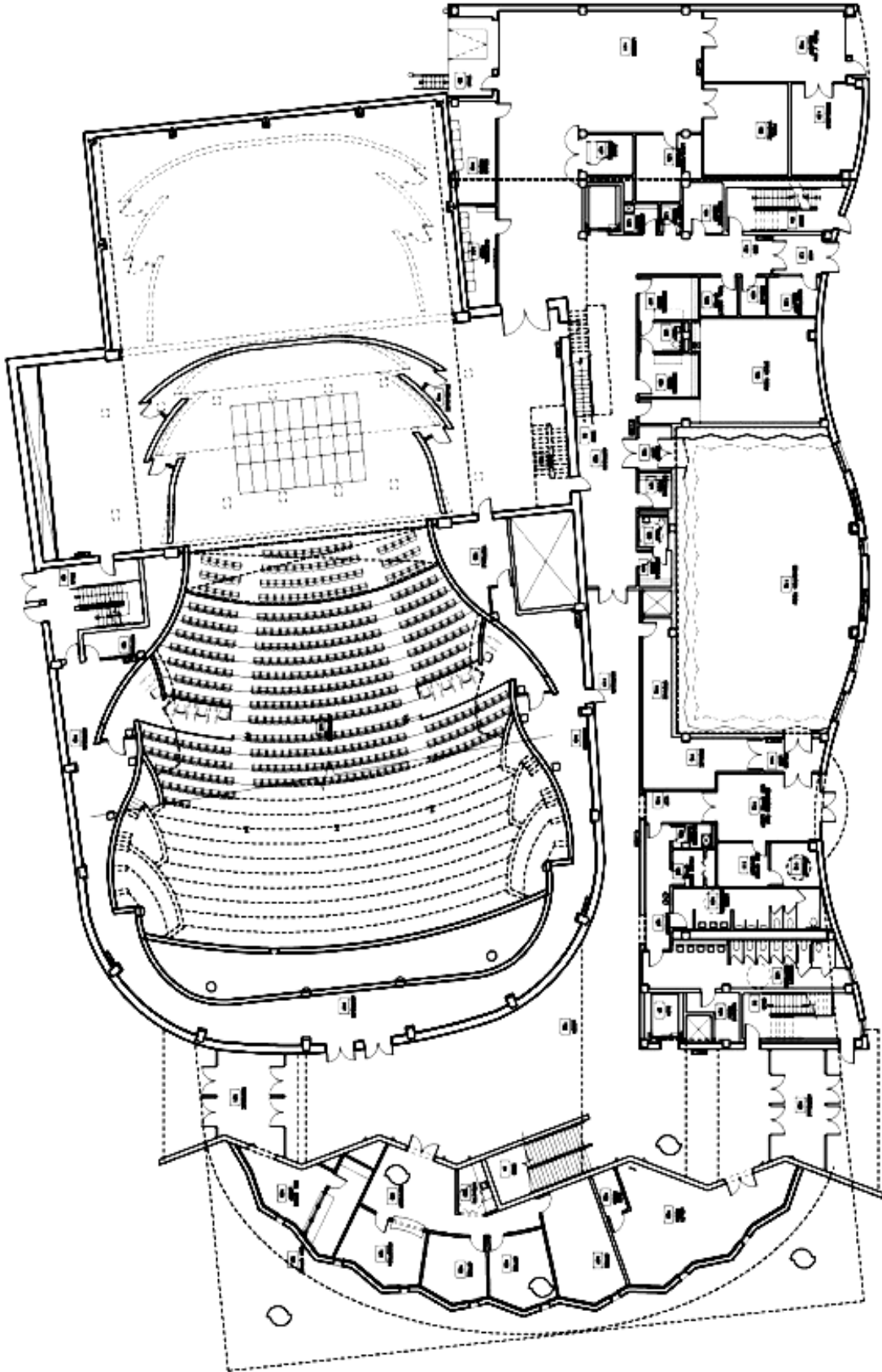
*This lineset schedule and the light plot that accompanies this technical packet reflect the default house hang. Every client is responsible for restoring any changes made to these specifications at their own expense, or they will be billed a restore fee by Civic Amarillo. The production manager on duty will verify the house hang after load out of the event.

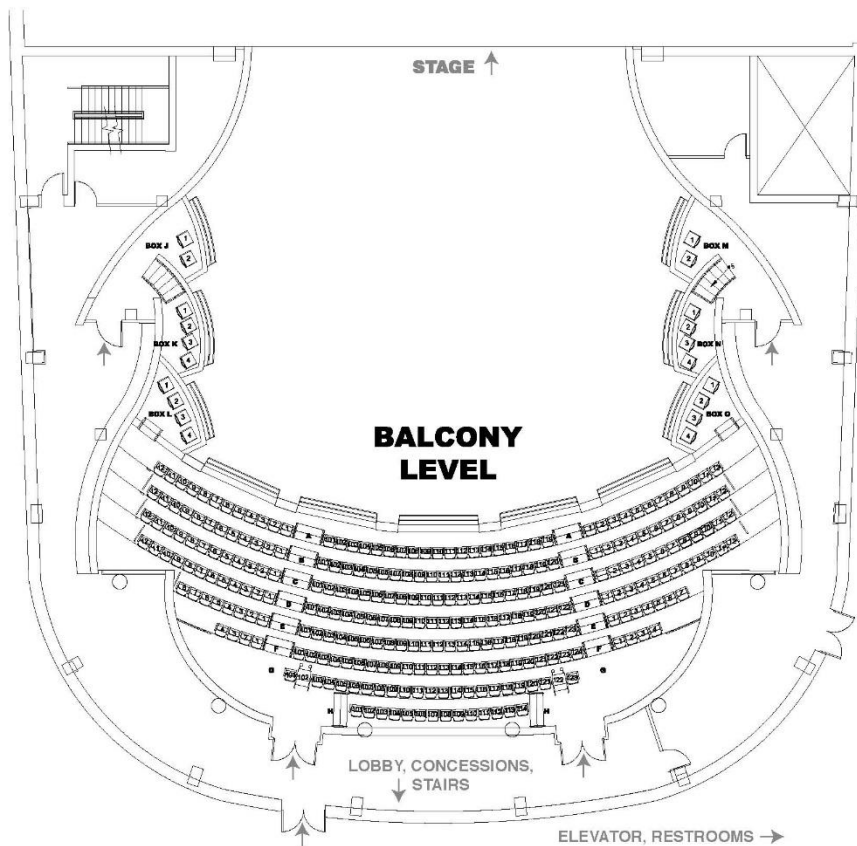
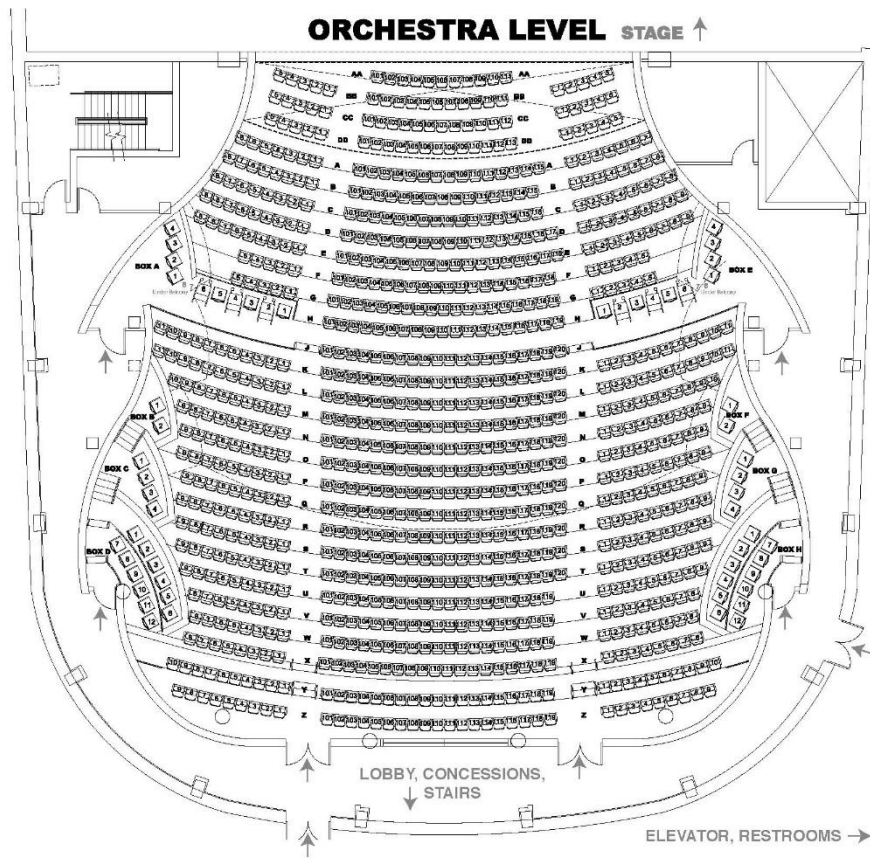


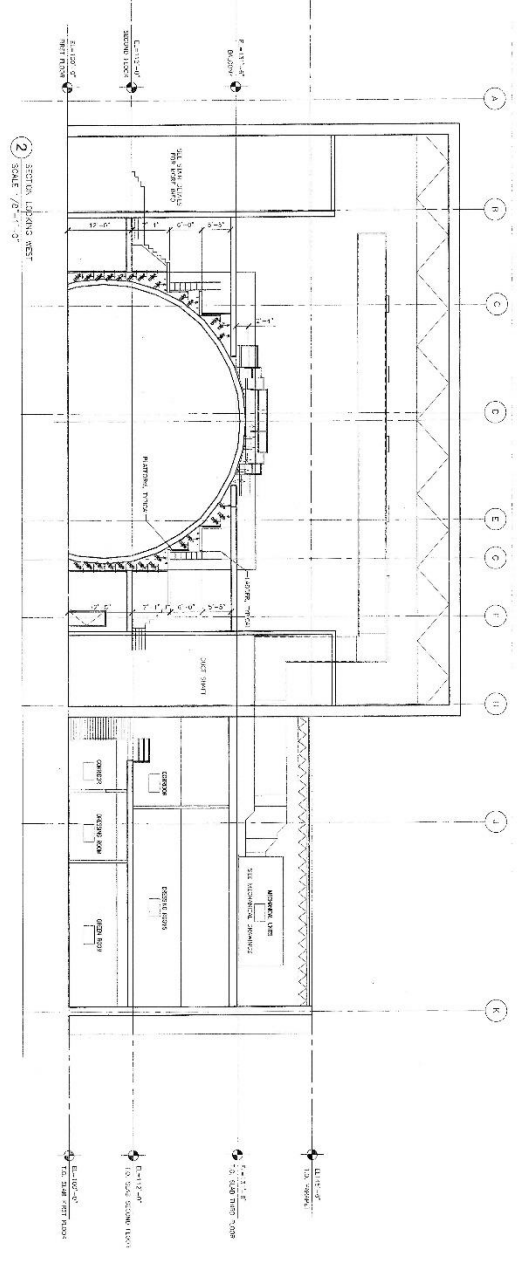
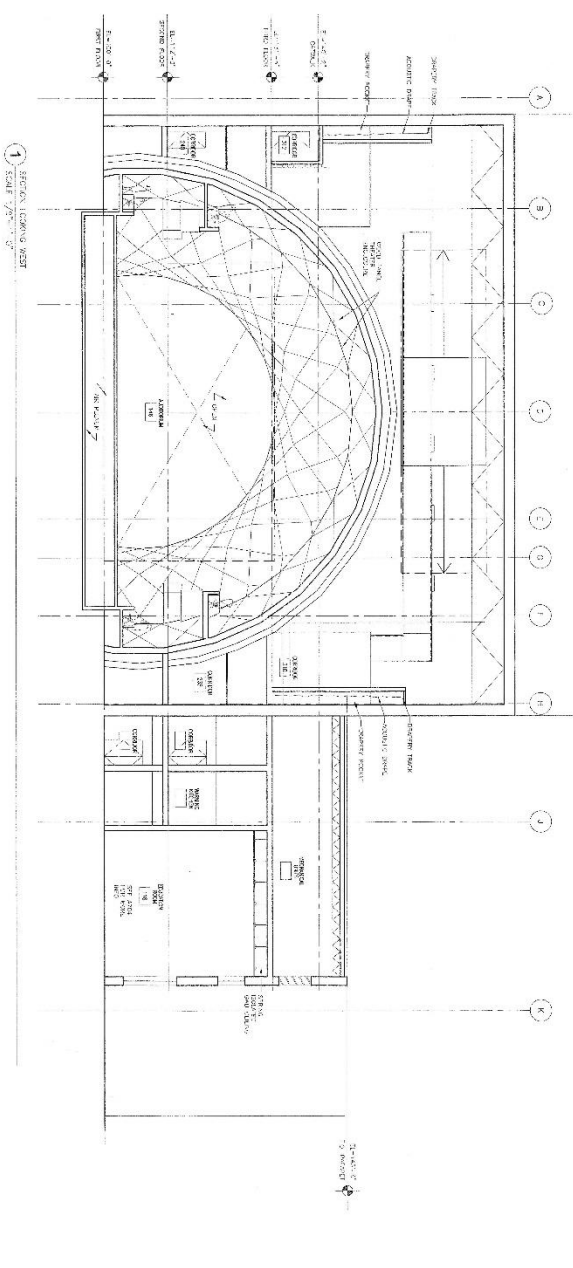


2

ENTRY LEVEL PLAN







GLOBE-NEWS CENTER
for the Performing Art
 AMARILLO, TEXAS

CONSTRUCTION REQUIREMENTS

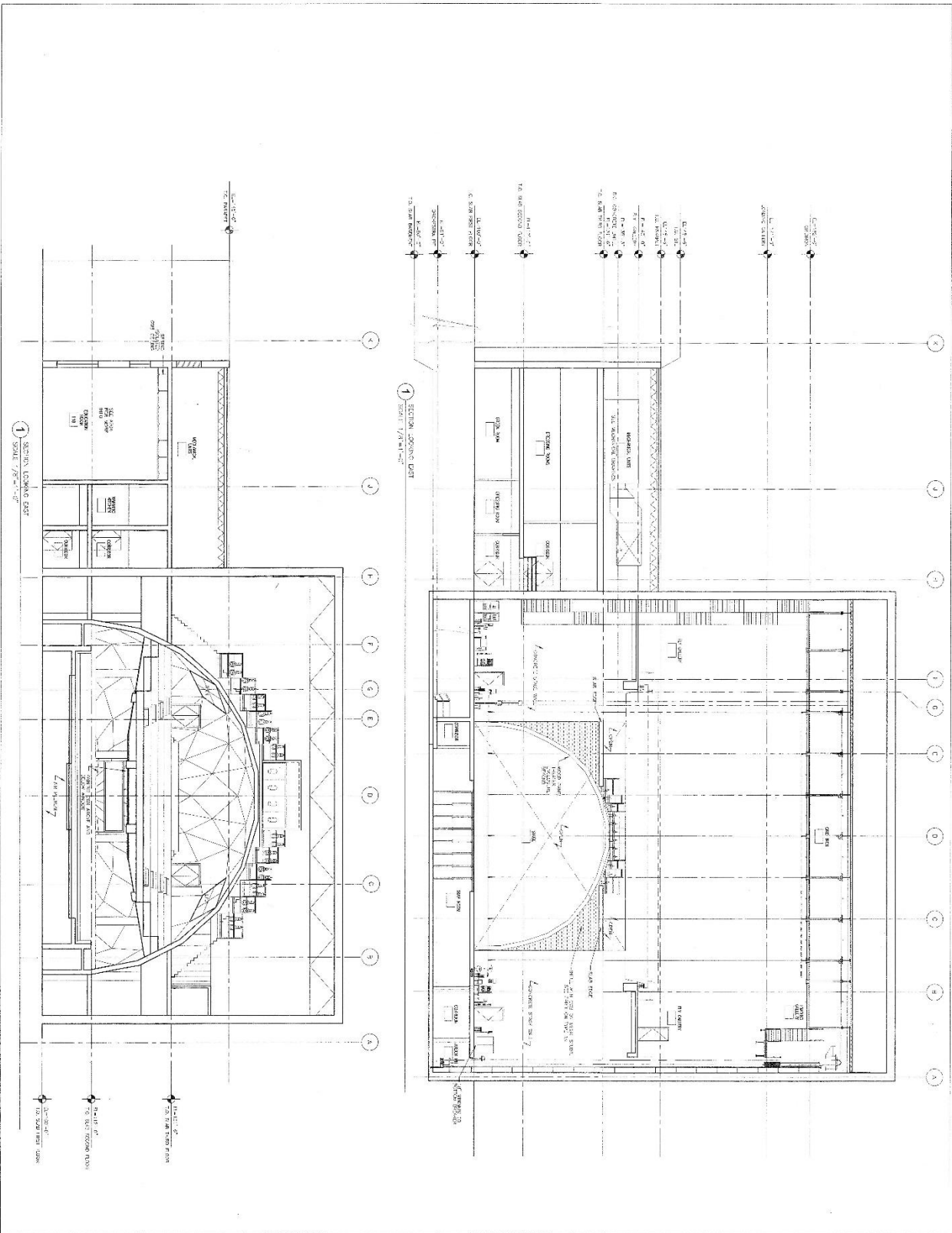
GENERAL NOTES:

- 1. REFER TO ALL DRAWINGS FOR MATERIALS AND FINISHES.
- 2. ALL WORK SHALL BE IN ACCORDANCE WITH THE LATEST EDITIONS OF THE BUILDING CODES AND SPECIFICATIONS.
- 3. ALL MATERIALS SHALL BE APPROVED BY THE ARCHITECT BEFORE INSTALLATION.
- 4. ALL WORK SHALL BE COMPLETED WITHIN THE SPECIFIED TIME FRAME.
- 5. ALL WORK SHALL BE SUBJECT TO INSPECTION AND APPROVAL BY THE ARCHITECT.
- 6. ALL WORK SHALL BE SUBJECT TO THE SUPERVISION OF THE ARCHITECT'S REPRESENTATIVE.
- 7. ALL WORK SHALL BE SUBJECT TO THE SUPERVISION OF THE ARCHITECT'S REPRESENTATIVE.
- 8. ALL WORK SHALL BE SUBJECT TO THE SUPERVISION OF THE ARCHITECT'S REPRESENTATIVE.
- 9. ALL WORK SHALL BE SUBJECT TO THE SUPERVISION OF THE ARCHITECT'S REPRESENTATIVE.
- 10. ALL WORK SHALL BE SUBJECT TO THE SUPERVISION OF THE ARCHITECT'S REPRESENTATIVE.

CONTRACTOR: M402

ARCHITECT: [Signature]

DATE: [Date]



GLOBE-NEWS CENTER
for the Performing Art
AMARILLO, TEXAS

GENERAL NOTES:

- 1. REFER TO ARCHITECTURAL RECORDS FOR ALL DETAILS.
- 2. ALL WORK SHALL BE IN ACCORDANCE WITH THE LATEST EDITIONS OF THE INTERNATIONAL BUILDING CODES AND ALL APPLICABLE LOCAL ORDINANCES.
- 3. ALL MATERIALS SHALL BE APPROVED BY THE ARCHITECT PRIOR TO INSTALLATION.
- 4. THE CONTRACTOR SHALL BE RESPONSIBLE FOR OBTAINING ALL NECESSARY PERMITS AND INSURANCE.
- 5. THE CONTRACTOR SHALL MAINTAIN ACCESS TO ALL ADJACENT PROPERTIES AT ALL TIMES.
- 6. ALL UTILITIES SHALL BE DEEPENED AND PROTECTED PRIOR TO CONSTRUCTION.
- 7. THE CONTRACTOR SHALL MAINTAIN THE EXISTING SURFACE GRADE UNLESS OTHERWISE NOTED.
- 8. ALL EXCAVATIONS SHALL BE PROTECTED AND REINFORCED TO REMAIN AT ALL TIMES.
- 9. ALL FOUNDATIONS SHALL BE CONCRETE ON A GRAVEL BED.
- 10. ALL WALLS SHALL BE CONCRETE ON A GRAVEL BED.
- 11. ALL ROOFS SHALL BE STRUCTURAL STEEL WITH A MEMBRANE SYSTEM UNLESS OTHERWISE NOTED.
- 12. ALL INTERIORS SHALL BE FINISHED TO THE ARCHITECT'S REQUIREMENTS.
- 13. ALL MECHANICAL, ELECTRICAL, AND PLUMBING SHALL BE INSTALLED IN ACCORDANCE WITH THE LATEST EDITIONS OF THE INTERNATIONAL MECHANICAL, ELECTRICAL, AND PLUMBING CODES.
- 14. ALL UTILITIES SHALL BE IDENTIFIED AND PROTECTED PRIOR TO CONSTRUCTION.
- 15. ALL CONSTRUCTION SHALL BE IN ACCORDANCE WITH THE LATEST EDITIONS OF THE INTERNATIONAL BUILDING CODES AND ALL APPLICABLE LOCAL ORDINANCES.

CONSTRUCTION REQUIREMENTS:

1. ALL WORK SHALL BE IN ACCORDANCE WITH THE LATEST EDITIONS OF THE INTERNATIONAL BUILDING CODES AND ALL APPLICABLE LOCAL ORDINANCES.

2. ALL MATERIALS SHALL BE APPROVED BY THE ARCHITECT PRIOR TO INSTALLATION.

3. THE CONTRACTOR SHALL BE RESPONSIBLE FOR OBTAINING ALL NECESSARY PERMITS AND INSURANCE.

4. THE CONTRACTOR SHALL MAINTAIN ACCESS TO ALL ADJACENT PROPERTIES AT ALL TIMES.

5. ALL UTILITIES SHALL BE DEEPENED AND PROTECTED PRIOR TO CONSTRUCTION.

6. ALL FOUNDATIONS SHALL BE CONCRETE ON A GRAVEL BED.

7. ALL WALLS SHALL BE CONCRETE ON A GRAVEL BED.

8. ALL ROOFS SHALL BE STRUCTURAL STEEL WITH A MEMBRANE SYSTEM UNLESS OTHERWISE NOTED.

9. ALL INTERIORS SHALL BE FINISHED TO THE ARCHITECT'S REQUIREMENTS.

10. ALL MECHANICAL, ELECTRICAL, AND PLUMBING SHALL BE INSTALLED IN ACCORDANCE WITH THE LATEST EDITIONS OF THE INTERNATIONAL MECHANICAL, ELECTRICAL, AND PLUMBING CODES.

11. ALL UTILITIES SHALL BE IDENTIFIED AND PROTECTED PRIOR TO CONSTRUCTION.

12. ALL CONSTRUCTION SHALL BE IN ACCORDANCE WITH THE LATEST EDITIONS OF THE INTERNATIONAL BUILDING CODES AND ALL APPLICABLE LOCAL ORDINANCES.

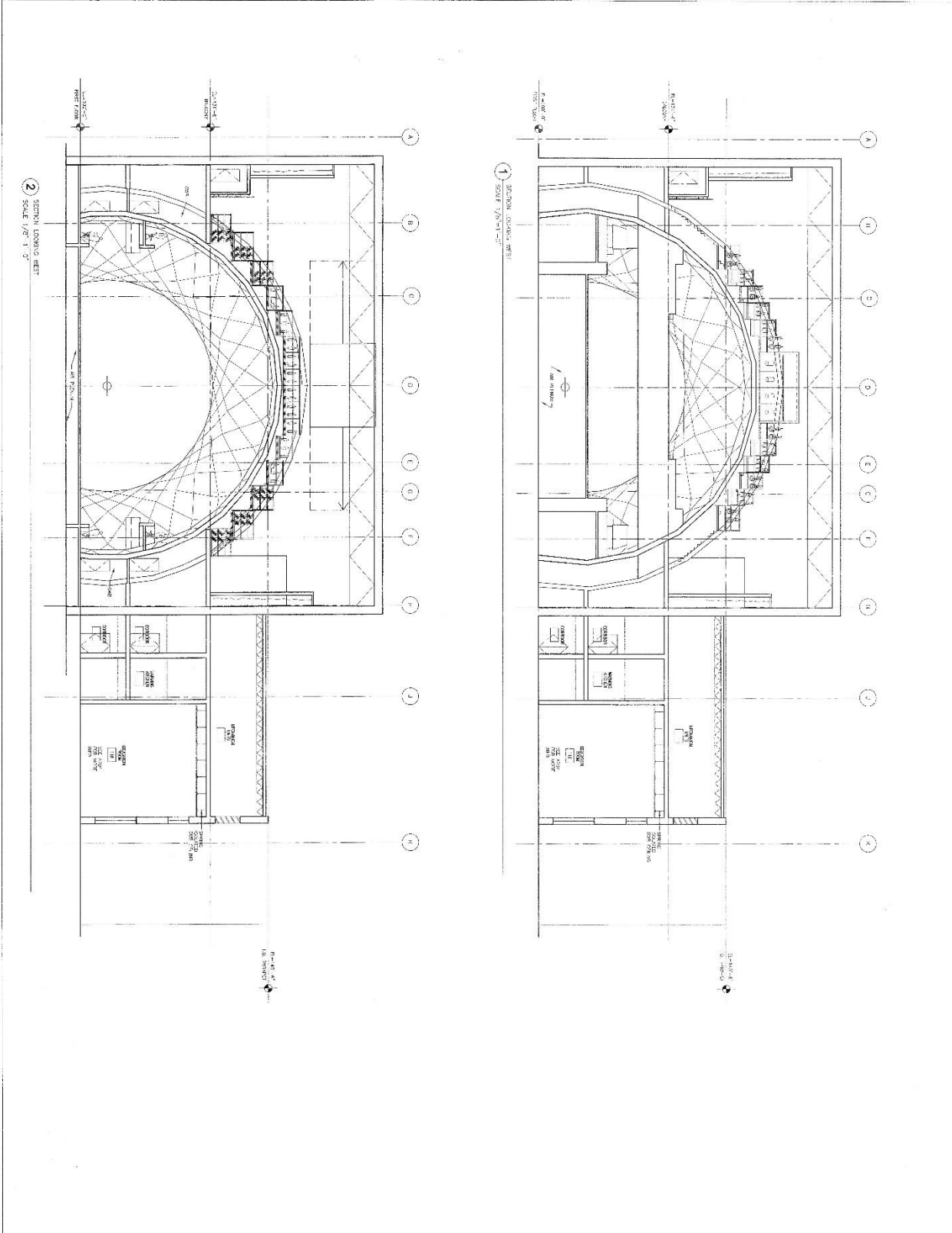
PROFESSIONAL SEAL:

1182

ARCHITECT:

MOG

1/20



CONSTRUCTION DOCUMENTS

PROJECT: GLOBE-NEWS CENTER FOR THE PERFORMING ARTS

ARCHITECT: [Faint text]

DATE: [Faint text]

GLOBE-NEWS CENTER

for the Performing Art

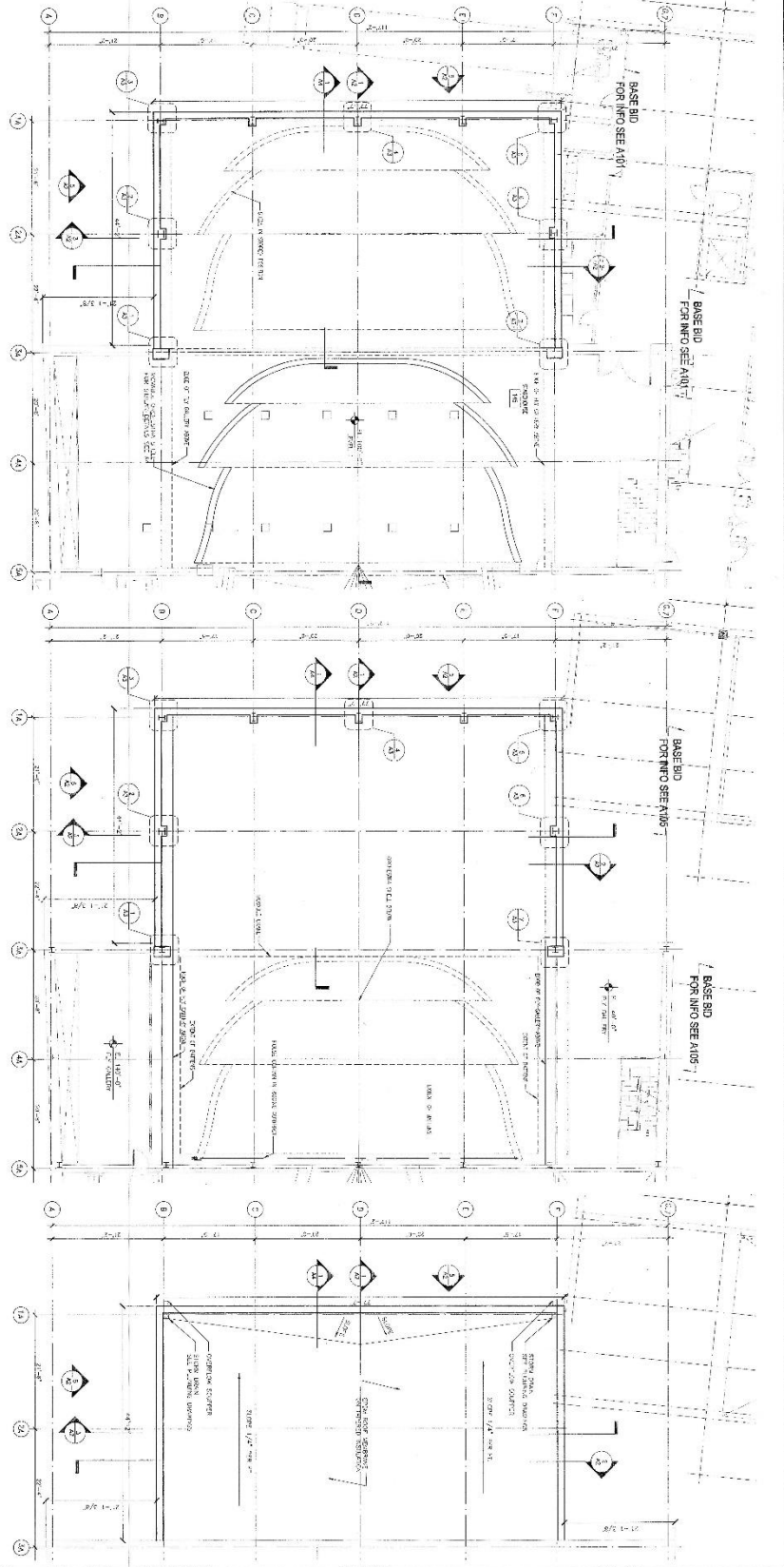
AMARILLO, TEXAS

AA06

1. MAIN PLAN - 10th FLOOR ATTACHED #1 - R.L. 100-07
SCALE 1/8" = 1'-0"

2. MAIN PLAN - 10th FLOOR ATTACHED #1 - L.L. 100-07
SCALE 1/8" = 1'-0"

3. MAIN PLAN - 10th FLOOR ATTACHED #1 - R.L. 100-07
SCALE 1/8" = 1'-0"



ADD-A1

CONSTRUCTION DOCUMENTS

NOV 2002

AMARILLO, TEXAS

PROJECT ENGINEER

PROJECT ARCHITECT

PROJECT ENGINEER

PROJECT ARCHITECT

AMARILLO

1102

AMARILLO, TEXAS

CONSTRUCTION DOCUMENTS

NOV 2002

AMARILLO, TEXAS

PROJECT ENGINEER

PROJECT ARCHITECT

PROJECT ENGINEER

PROJECT ARCHITECT

GLOBAL

1102

AMARILLO, TEXAS

CONSTRUCTION DOCUMENTS

NOV 2002

AMARILLO, TEXAS

PROJECT ENGINEER

PROJECT ARCHITECT

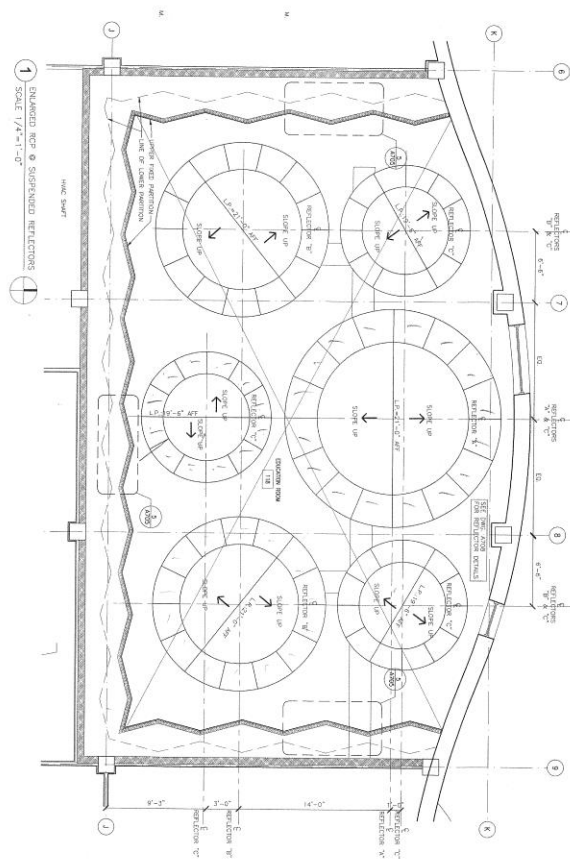
PROJECT ENGINEER

PROJECT ARCHITECT

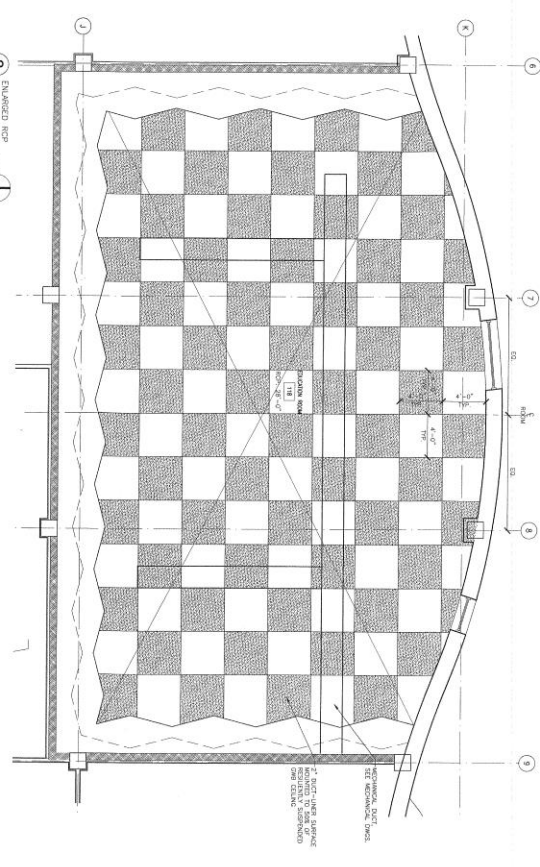
GLOBE-NEWS CENTER

for the Performing Art

AMARILLO, TEXAS



1 MAIN HALL & SUSPENDED REFLECTOR
SCALE 1/4"=1'-0"



2 EXPANDED HALL
SCALE 1/4"=1'-0"

11/20/00
11/20/00
11/20/00

SOUTHWEST CENTER FOR THE PERFORMING ARTS
AMARILLO, TEXAS

ARCHITECT
HMPA
HARRIS MUEHLBACH PERFORMING ARTS ASSOCIATES, P.C.
1000 WEST 10TH AVENUE, SUITE 100
DENVER, COLORADO 80202
TEL: 303.733.1100
WWW.HMPA.COM

GENERAL CONTRACTOR
MCCARTHY CONSTRUCTION COMPANY
1000 WEST 10TH AVENUE, SUITE 100
DENVER, COLORADO 80202
TEL: 303.733.1100

MECHANICAL, ELECTRICAL, & PLUMBING
M&E
1000 WEST 10TH AVENUE, SUITE 100
DENVER, COLORADO 80202
TEL: 303.733.1100

INTERIOR DESIGN
M&E
1000 WEST 10TH AVENUE, SUITE 100
DENVER, COLORADO 80202
TEL: 303.733.1100

SCULPTURE
M&E
1000 WEST 10TH AVENUE, SUITE 100
DENVER, COLORADO 80202
TEL: 303.733.1100

CONSTRUCTION MANAGEMENT
M&E
1000 WEST 10TH AVENUE, SUITE 100
DENVER, COLORADO 80202
TEL: 303.733.1100

CONSTRUCTION DOCUMENTS
M&E
1000 WEST 10TH AVENUE, SUITE 100
DENVER, COLORADO 80202
TEL: 303.733.1100

DATE
11/20/00

SCALE
1/4"=1'-0"

PROJECT
SOUTHWEST CENTER FOR THE PERFORMING ARTS

11/20/00