

FY 2019-2022

TRANSPORTATION IMPROVEMENT PROGRAM

**AMARILLO URBAN
TRANSPORTATION STUDY**

DRAFT TIP PRESENTED TO MPO POLICY COMMITTEE:
TIP ADOPTED BY MPO POLICY COMMITTEE:
REVISION DATES:

January 18, 2018
April 19, 2018
January 17, 2019
October 17, 2019

TABLE OF CONTENTS

Glossary	ii
I. Introduction	3
A. Purpose	
B. Definition of Area	
C. Public Involvement Process	
D. Project Selection Process	
E. Grouped Project CSJs	
F. Progress From Previous Year	
G. Performance Based Planning Issues	
H. Air Quality Issues	
I. Americans with Disabilities Act (ADA)	
II. TIP Tables	
A. Federal & State Funded Highway Projects	7
B. Grouped Projects Statewide CSJ's	11
Appendix A. Individual Listing of Grouped Projects	16
C. Federally Funded Transit Projects	22
D. Locally Significant Projects	27
III. Annual Self-Certification	32
IV. Financial Plans	34
V. Maps	39
VI. FAST Act Appendix	42
VII. Revisions	46

Prepared in cooperation with the Texas Department of Transportation and the U.S. Department of Transportation, Federal Highway Administration, and Federal Transit Administration.

This report was funded in part through grant[s] from the Federal Highway Administration and Federal Transit Administration, U.S. Department of Transportation. The views and opinions of the authors [or agency] expressed herein do not necessarily state or reflect those of the U. S. Department of Transportation.

GLOSSARY

PROJECT LISTINGS

CSJ	Control Section Job Number - TXDOT assigned number for projects entered into the Project Development Plan (PDP)																				
PROJECT ID	Project Identification - Code assigned by the MPO for local tracking/identification. Used to relate projects to the Metropolitan Transportation Plan.																				
FUNCTIONAL CLASS	<p>Federal Functional Class - Federal classification of streets and Highways into functional operating characteristics.</p> <p>Categories are:</p> <ul style="list-style-type: none">InterstateOther Freeways and ExpresswaysPrincipal ArterialsMinor ArterialsCollectorsMinor CollectorsLocal Streets and Roads																				
FEDERAL PROGRAMS	<p>Federal Funding Category - Major categories of Federal funding as established by the Fixing America's Surface Transportation Act – (FAST)</p> <p>Categories are:</p> <table><tr><td>IC –</td><td>Interstate Construction</td></tr><tr><td>IM –</td><td>Interstate Maintenance</td></tr><tr><td>NHS –</td><td>National Highway System</td></tr><tr><td>STP –</td><td>Surface Transportation Program</td></tr><tr><td>CMAQ –</td><td>Congestion & Mitigation Air Quality Funds</td></tr><tr><td>Bridge –</td><td>On/Off System Bridge Rehabilitation</td></tr><tr><td>DSB –</td><td>Donor State Bonus Funds</td></tr><tr><td>MA –</td><td>Minimum Allocation Funds</td></tr><tr><td>FLHP –</td><td>Federal Land Highway Program</td></tr><tr><td>FTA –</td><td>Federal Transit Administration Funding</td></tr></table>	IC –	Interstate Construction	IM –	Interstate Maintenance	NHS –	National Highway System	STP –	Surface Transportation Program	CMAQ –	Congestion & Mitigation Air Quality Funds	Bridge –	On/Off System Bridge Rehabilitation	DSB –	Donor State Bonus Funds	MA –	Minimum Allocation Funds	FLHP –	Federal Land Highway Program	FTA –	Federal Transit Administration Funding
IC –	Interstate Construction																				
IM –	Interstate Maintenance																				
NHS –	National Highway System																				
STP –	Surface Transportation Program																				
CMAQ –	Congestion & Mitigation Air Quality Funds																				
Bridge –	On/Off System Bridge Rehabilitation																				
DSB –	Donor State Bonus Funds																				
MA –	Minimum Allocation Funds																				
FLHP –	Federal Land Highway Program																				
FTA –	Federal Transit Administration Funding																				
PHASE	Project Phase for Federal Funding (E-Preliminary Engineering, R-Right of Way Acquisition, & C-Construction)																				

I. Introduction

The transportation planning process in the Amarillo Urban Transportation Study Area is carried out by the Amarillo Metropolitan Planning Organization (MPO) in cooperation with the Texas Department of Transportation (TxDOT), the Federal Highway Administration (FHWA), the Federal Transit Administration (FTA), Potter and Randall Counties, the Panhandle Regional Planning Commission, and the City of Amarillo.

Although the Governor of the State of Texas designated the City of Amarillo as the fiscal agent for the MPO, the Amarillo Metropolitan Planning Organization's Policy Committee administers the transportation planning process in the Amarillo urbanized area. The MPO designation was renewed by contract with TxDOT executed in May 2012.

The federal legislation currently in place is the Fixing America's Surface Transportation Act, or FAST Act. The FAST Act creates a streamlined and performance-based surface transportation program and builds on many of the highway, transit, bike, and pedestrian programs and policies first established in 1991.

Those earlier legislative actions the Intermodal Surface Transportation Efficiency Act of 1991 (ISTEA), the Transportation Equity Act for the 21st Century (TEA-21), the Safe, Accountable, Flexible, Efficient Transportation Equity Act – A Legacy for Users (SAFETEA-LU), and the Moving Ahead for Progress in the 21st Century Act (MAP-21) increased investment in highway, transit, and safety programs, while retaining the basic goals and structure of earlier transportation actions. The FAST Act continues to encourage an enhanced role for local decision-making and places important emphasis on flexibility, intermodal goals, and on addressing local and regional needs. In addition, the FAST Act elevates the importance of safety by continuing core safety programs, guaranteeing funds for transportation programs; streamlining the environmental review and project delivery process, and promotes performance based planning initiatives. The goals of the FAST Act, as well as those of the Amarillo Metropolitan Transportation Plan (MTP) and the Amarillo Comprehensive Plan, are the core of the urban transportation policy in the AUTS area.

The MPO ensures that transportation plans and programs are consistent with the objectives and goals of the overall urban transportation planning process. It is charged with providing guidance and technical assistance for multi-modal transportation planning and reviewing recommended transportation plans and programs. Primary documents produced by the MPO include the Unified Planning Work Program (UPWP), Transportation Improvement Program (TIP) and Metropolitan Transportation Plan (MTP). The MPO also plays a significant role in transit planning activities.

Purpose

The Transportation Improvement Program (TIP) is a staged, multi-year program of transportation improvements required by the Federal Highway Administration (FHWA) and the Federal Transit Administration (FTA) for urbanized areas receiving federal transportation funds. The purposes of the TIP include:

1. Identification of transportation improvements recommended for advancement during the 4-year program period.
2. Identification of transportation improvement priorities.
3. Provide realistic estimates of total costs and revenues for the program period.
4. Facilitate a cooperative transportation planning process.

In order for projects to be included in the TIP, and thus be eligible for federal funding, they must first be included in the Metropolitan Transportation Plan (MTP). The MTP is developed through the use of the traffic-forecasting model, which is operated by the Texas Department of Transportation (TxDOT). Projects selected for implementation in the TIP have already been subjected to analysis and evaluation procedures based on policy and planning goals set forth in the MTP. Thus, the TIP is considered as one step toward meeting the goals of the MTP.

Definition of Area

The Amarillo Urban Transportation Study area includes the city of Amarillo and portions of rural Potter and Randall Counties. The boundaries of the study area correspond to that area of the region that is likely to become urbanized in the next 20 years. These boundaries also correspond to the limits of the Travel Forecasting Model operated by the Texas Department of Transportation.

Public Involvement Process

Public involvement is assured in the Amarillo Urban Transportation Study through the adopted Public Participation Plan (PPP). The PPP gives citizens the opportunity to comment during all phases of the transportation planning process. The City of Amarillo Traffic Commission and the Amarillo Advisory Commission for People with Disabilities also play a significant role in the development and improvement of transportation plans and programs through recommendation to the MPO staff.

Public meetings for comment and development of the draft TIP were held in Amarillo on November 16, 2017 and February 24, 2016. A draft Transportation Improvement Program (TIP) was presented to the MPO Policy Committee for review at the committee's quarterly meeting on January 18, 2018. Throughout the fiscal years 2017 and 2018 MPO staff continued to ask for input from the public and transportation stakeholders regarding the TIP program and projects. The draft Transportation Improvement Program (TIP) was presented a second time to the MPO Policy Committee for review, at the quarterly meeting on April 19, 2018. This 2019-2022 TIP includes the results of various public meetings, review sessions, and comments received from October 2017 through April 2018.

Numerous public involvement activities were conducted. These included several 30-day public comment periods. During the comment periods and public meetings citizen input on the draft TIP was sought. These meetings were open to the public and posted as outlined in the MPO's PPP. There was also regional newspaper coverage and advertising regarding the 2019-2022 Transportation Improvement Program. The MPO's mailing list of stakeholders and interested parties was used to send meeting notices and to contact local, state, tribal, and federal stakeholders for input and comment regarding the development of the 2019-2022 Transportation Improvement Program in compliance with the FAST Act directives. During these public forums, MPO staff sought comments and answered questions from the public about the planning process, project selection, and the draft 2019-2022 TIP. The comments received have been reviewed by the MPO Policy Committee and provided to the appropriate agency: the Texas Department of Transportation Amarillo District Office, the City of Amarillo, Potter County, or Randall County. Amarillo MPO public involvement requirements were followed and documented in the development of the TIP. This information will be furnished upon request.

Project Selection Process

Projects programmed in the TIP are evaluated using a variety of criteria. The criteria used to evaluate a particular project depend on the type of project and how far the project goes toward meeting the goals of the Metropolitan Transportation Plan. The items below include the major elements that are considered in selecting projects.

- Preservation of the Capital Investment
- Safety
- Congestion Relief
- Environmental Protection and Enhancement
- Economic Development
- Aesthetics

Grouped Project CSJs (Control Section Job)

The Amarillo MPO is participating in the use of grouped projects in cooperation with the Federal Highway Administration and the Texas Department of Transportation. TxDOT developed Grouped Project CSJ numbers for projects that are not determined to be regionally significant. This allows those projects to be grouped in one line item as permitted in Title 23 USC section 135 Statewide Planning. Grouped projects in the form of an individual line item adopted by the MPO policy board are in fact pre-approved by the MPO policy board for purposes of grouping similar types of projects for TIP

programming in the future. Grouped exempt projects may be handled by the MPO as an administrative TIP revision, which does not require a formal STIP major revision approval action by FHWA and FTA in conjunction with TXDOT District Offices and TPP (System Planning).

Progress from Previous Years

Federally Funded Projects – The following major projects have been implemented or are currently under construction:

IH-27 – from Sundown Lane to Bell Street – B-1 Phase 1: Reconstruct Main lane Bridges and Approaches at SL 335 (2nd Level) to accommodate future expansion to 6 Lanes

SL 335 – From IH 27 to Bell Street – B-1 Phase 1: Construct Frontage roads to Accommodate Future Main lane Bridge at IH 27 (3rd Level)

SL 335 – from West of Coulter to IH 27; B-1 Phase I: Construct Frontage roads and Grade Separation at Coulter

IH 40 – At Whitaker Rd: Replace Existing Bridges and Approaches

IH-40 – At SL 335 (Lakeside): Replace Existing Bridges and Approaches

IH 40 – At FM 1258: Replace Existing Bridges and Approaches

Federally Funded Transit Projects - Amarillo City Transit received operating and capital assistance from Section 5307 funds. The associated capital projects were for acquisition of replacement vehicles and support equipment.

Amarillo area Section 5310 funds are utilized through services provided by Panhandle Community Services.

Planning Factors

The Transportation Improvement Program is developed to meet the goals, planning factors, and planning emphasis areas of the FAST Act, which are continued from MAP-21. The planning factors are:

- Support the economic vitality of the metropolitan area, especially by enabling global competitiveness, productivity and efficiency
- Increase the safety of the transportation system for motorized and non motorized users
- Increase the security of the transportation system for motorized and non-motorized users
- Increase the accessibility and mobility of people and for freight
- Protect and enhance the environment, promote energy conservation, improve the quality of life, and promote consistency between transportation improvements and state and local planned growth and economic development patterns
- Enhance the integration and connectivity of the transportation system, across and between modes, for people and freight
- Promote efficient system management and operation
- Emphasize the preservation of the existing transportation system
- Improve the resiliency and reliability of the transportation system and reduce or mitigate storm water impacts of surface transportation; and
- Enhance travel and tourism.

Performance Based Planning Issues

The Amarillo MPO has developed this FY 2019-22 Transportation Improvement Program to support the fulfillment of national goals identified in the most recent federal transportation bill. Those goals are of prime importance:

Safety

Infrastructure Condition

Congestion Reduction

System Reliability

Freight Movement & Economic Vitality

Environmental Sustainability

Reduced Project Delivery Dates

The Amarillo MPO will work in cooperation with TxDOT to carry out USDOT Performance-Based

Planning directives. The Fixing America's Surface Transportation (FAST) Act is the current transportation law. The FAST Act requires the consideration of two new planning factors. The first is encouraging consultation with agencies that plan for tourism and natural disaster risk reduction. The second is planning for system resiliency and reliability and reducing or mitigating storm-water impacts of surface transportation.

Under the FAST Act, State DOTs and MPOs are required establish performance targets and evaluate the progress made toward achieving the performance targets for the following performance measures:

Safety

The Texas Department of Transportation has officially established five safety targets based on five year rolling averages.

Performance Measure	2018 Statewide Target (Expressed as Five-Year 2014-2018 Average)
Total number of traffic related fatalities on all public roads	3,703.8
Rate of traffic related fatalities on all public roads per 100 million VMT	1.432
Total number of traffic related serious injuries on all public roads	17,565.4
Rate of traffic related serious injuries on all public roads per 100 million VMT	6.740
Total number of non-motorized fatalities and serious injuries on all public roads	2,150.6

These performance targets were developed during the update for the 2017-2022 Strategic Highway Safety plan. These targets carry through into the state's Highway Safety Improvement Plan and the Highway Safety Plan. These targets are a 2% reduction from the original trend line projected out to 2020.

The Amarillo MPO Policy Committee adopted TxDOT's Safety targets and committed to supporting, planning and programming projects that contribute to the accomplishments of these targets at their Policy Committee meeting on January 18, 2018.

The projects listed in the 2019-2022 Transportation Improvement Program support achieving these safety targets. The projects include added capacity and operational improvements that include bicycle and pedestrian facilities, intersection improvements, grade separated overpasses, as well as improving freight movement.

Air Quality Issues

The Clean Air Act of 1990 places several requirements on communities to maintain and improve urban air quality. In response to the Act, the U.S. Department of Transportation has identified those communities in the nation with poor air quality as non-attainment areas and those with good air quality are classified as attainment areas. Although Amarillo has been identified as an attainment area, consideration is still given to the maintenance of good air quality through the appropriate mix of land uses with their resulting travel patterns and through a program to synchronize traffic signals on arterial roads to decrease delay and travel time, resulting in reduced fuel consumption and lower vehicle emissions per vehicle miles traveled.

Americans with Disabilities Act (ADA)

The ADA was designed to establish equal rights for persons with disabilities. The ADA requires municipalities to develop programs that do not discriminate against persons with disabilities solely on the basis of a physical or mental disability. The Act addresses several areas including employment, public services, non-discrimination in the private sector, and telecommunications access. The City of Amarillo includes persons with disabilities in the development of all of its employment programs and public programs and facilities. A significant portion of Amarillo's response to the ADA is directly related to improvements to the Amarillo City Transit system.

FEDERAL & STATE FUNDED HIGHWAY PROJECTS

AMARILLO METROPOLITAN PLANNING ORGANIZATION
FY 2019

DISTRICT	COUNTY	CSJ	HWY	PHASE	CITY	PROJECT SPONSOR	YOE COST	
4 - AMARILLO	POTTER	0904-02-040	VA	C,E	AMARILLO		\$ 1,187,597	
LIMITS FROM RANDALL COUNTY LINE						REVISION DATE: 07/2018		
LIMITS TO: IH 40						MPO PROJ NUM: A15165-000		
PROJECT B-2 PHASE I: CONSTRUCT FRT RDS FOR FUTURE FREEWAY						FUNDING CAT(S): 1,2U,12		
DESCR:								
REMARKS P7:						PROJECT HISTORY: PHASE I OF II OF B-2 FRONTAGE RDS B-2 FULL BUILD 0904-11-058,0904-02-038,& 0275-01-178 PHASE CONST: FRT RDS - MAINLANES		
TOTAL PROJECT COST INFORMATION				AUTHORIZED FUNDING BY CATEGORY/SHARE				
PRELIM ENG:	\$ 52,998	COST OF APPROVED PHASES:	1-PRVNT	\$ 118,077	\$ 29,519	\$ 0	\$ 0	\$ 147,597 *
ROW PURCHASE:	\$ 0		2U-URBAN CRDR:	\$ 32,000	\$ 8,000	\$ 0	\$ 0	\$ 40,000
CONST COST:	\$ 1,081,600		12-STRAT PRIOR:	\$ 800,000	\$ 200,000	\$ 0	\$ 0	\$ 1,000,000
CONST ENG:	\$ 52,998		TOTAL:	\$ 950,077	\$ 237,519	\$ 0	\$ 0	\$ 1,187,597
CONTING:	\$ 13,520							
IND COSTS:	\$ 0							
BND FINANCING:	\$ 0							
TOTAL PRJ COST:	\$ 1,260,172							

DISTRICT	MPO	COUNTY	CSJ	HWY	PHASE	CITY	PROJECT SPONSOR	YOE COST	
AMARILLO	AMARILLO	RANDALL	0904-11-061	SL 335	C,E	AMARILLO		\$ 53,327,664	
LIMITS FROM FM 2590						REVISION DATE 11/2017			
LIMITS TO Potter County Line						MPO PROJ NUM A15164-000			
PROJECT B-2 FRT RDS PHASE I: CONSTRUCT FRONTAGE ROADS FOR FUTURE FREEWAY						FUNDING CAT(S)			
DESCR									
REMARKS P7 Project is being proposed as SL 335 Segment B-2						PROJECT HISTORY: PHASE I OF II OF B-2 FRONTAGE RDS			
TOTAL PROJECT COST INFORMATION				AUTHORIZED FUNDING BY CATEGORY/SHARE					
PREL ENG \$	2,379,832	COST OF APPROVED PHASES:	CATEGORY	FEDERAL	STATE	REGIONAL	LOCAL	LC	TOTAL
ROW PURCH \$	0		1	\$ 5,302,131	\$ 1,325,533	\$ 0	\$ 0	\$ 0	\$ 6,627,664
CONSTR \$	48,568,000		2U	\$ 13,360,000	\$ 3,340,000	\$ 0	\$ 0	\$ 0	\$ 16,700,000
CONST ENG \$	2,379,832		12	\$ 24,000,000	\$ 6,000,000	\$ 0	\$ 0	\$ 0	\$ 30,000,000
CONTING \$	607,100		TOTAL	\$ 42,662,131	\$ 10,665,533	\$ 0	\$ 0	\$ 0	\$ 53,327,664
INDIRECT \$	0								
BOND FIN \$	0								
PT CHG ORD \$	2,651,813								
TOTAL CST \$	56,586,577								

PHASE: C = CONSTRUCTION, E = ENGINEERING, R = ROW, T = TRANSFER

* FUNDING NOT FIXED

AMARILLO METROPOLITAN PLANNING ORGANIZATION
FY 2020

DISTRICT	COUNTY	CSJ	HWY	PHASE	CITY	PROJECT SPONSOR	YOE COST	
4 - AMARILLO	POTTER	0275-01-199	IH 40	C,E	AMARILLO		\$ 27,552,246	
LIMITS FROM BIH 40-D						REVISION DATE: 11/2017		
LIMITS TO: SL 335 (SONCY ROAD)						MPO PROJ NUM: A15168-000		
PROJECT B-2 PHASE II: RECONSTRUCT IH 40 2ND LEVEL MAINLANE BRIDGE AT SL 335 AND FRONTAGE						FUNDING CAT(S): 1,2U,4,12		
DESCR: ROAD BOX								
REMARKS						PROJECT HISTORY: PHASE II OF II B-2 FRONTAGE ROADS B-2 FULL BUILD 0904-11-058,0904-02-038,& 0275-01-178 PHASE CONST: FRT RDS - MAINLANES		
P7:								
TOTAL PROJECT COST INFORMATION				AUTHORIZED FUNDING BY CATEGORY/SHARE				
PRELIM ENG:	\$ 1,229,563	COST OF APPROVED PHASES:	1-PRVNT	\$ 3,481,797	\$ 870,449	\$ 0	\$ 0	\$ 4,352,246 *
ROW PURCHASE:	\$ 0		2U-URBAN CRDR:	\$ 5,580,000	\$ 620,000	\$ 0	\$ 0	\$ 6,200,000
CONST COST:	\$ 25,093,120		4-STWIDE CNCT:	\$ 9,900,000	\$ 1,100,000	\$ 0	\$ 0	\$ 11,000,000
CONST ENG:	\$ 1,229,563		12-STRAT PRIOR:	\$ 5,400,000	\$ 600,000	\$ 0	\$ 0	\$ 6,000,000
CONTING:	\$ 12,547		TOTAL:	\$ 24,361,797	\$ 3,190,449	\$ 0	\$ 0	\$ 27,552,246
IND COSTS:	\$ 0							
BND FINANCING:	\$ 0							
TOTAL PRJ COST: \$ 28,699,001								

DISTRICT	COUNTY	CSJ	HWY	PHASE	CITY	PROJECT SPONSOR	YOE COST	
4 - AMARILLO	POTTER	0904-02-041	VA	C,E	AMARILLO		\$ 26,364,649	
LIMITS FROM IH 40						REVISION DATE: 11/2017		
LIMITS TO: SW 9TH						MPO PROJ NUM: A15169-000		
PROJECT B-2 PHASE II: CONSTRUCT FRT RDS FOR FUTURE FREEWAY						FUNDING CAT(S): 1,2U,4,12		
DESCR:								
REMARKS						PROJECT HISTORY: PHASE II OF II B-2 FRONTAGE ROADS B-2 FULL BUILD 0904-11-058,0904-02-038,& 0275-01-178 PHASE CONST: FRT RDS - MAINLANES		
P7:								
TOTAL PROJECT COST INFORMATION				AUTHORIZED FUNDING BY CATEGORY/SHARE				
PRELIM ENG:	\$ 1,176,564	COST OF APPROVED PHASES:	1-PRVNT	\$ 3,331,719	\$ 832,930	\$ 0	\$ 0	\$ 4,164,649 *
ROW PURCHASE:	\$ 0		2U-URBAN CRDR:	\$ 9,760,000	\$ 2,440,000	\$ 0	\$ 0	\$ 12,200,000
CONST COST:	\$ 24,011,520		4-STWIDE CNCT:	\$ 2,400,000	\$ 600,000	\$ 0	\$ 0	\$ 3,000,000
CONST ENG:	\$ 1,176,564		12-STRAT PRIOR:	\$ 5,600,000	\$ 1,400,000	\$ 0	\$ 0	\$ 7,000,000
CONTING:	\$ 300,144		TOTAL:	\$ 21,091,719	\$ 5,272,930	\$ 0	\$ 0	\$ 26,364,649
IND COSTS:	\$ 0							
BND FINANCING:	\$ 0							
TOTAL PRJ COST: \$ 27,975,822								

PHASE: C = CONSTRUCTION, E = ENGINEERING, R = ROW, T = TRANSFER

* FUNDING NOT FIXED

AMARILLO METROPOLITAN PLANNING ORGANIZATION
FY 2021

DISTRICT	COUNTY	CSJ	HWY	PHASE	CITY	PROJECT SPONSOR	YOE COST	
4 - AMARILLO	RANDALL	2635-03-024	SL 335	C,E	AMARILLO		\$ 32,192,089	
LIMITS FROM FM 2590						REVISION DATE: 07/2018		
LIMITS TO: WEST OF COULTER						MPO PROJ NUM: A15159-000		
PROJECT B-1 PHASE II: (TIE-IN) CONSTRUCT MAINLANES, GRADE SEP, RAMPS, AND FRONTAGE ROADS						FUNDING CAT(S): 1,2U,12		
DESCR:								
REMARKS								
P7:						PROJECT HISTORY: PHASE II OF III OF A MULTI PHASE PROJECT 2635-03-018,ETC (B-1) PHASE I 2635-03-018, 2635-02-029, 0168-09-161 PHASE III 2635-02-900, 2635-03-901		
TOTAL PROJECT COST INFORMATION				AUTHORIZED FUNDING BY CATEGORY/SHARE				
PRELIM ENG:	\$ 1,438,589	COST OF APPROVED PHASES:						
ROW PURCHASE:	\$ 0		1-PRVNT	\$ 4,873,671	\$ 1,218,418	\$ 0	\$ 0	\$ 6,092,089 *
CONST COST:	\$ 29,358,950		2U-URBAN CRDR:	\$ 15,280,000	\$ 3,820,000	\$ 0	\$ 0	\$ 19,100,000
CONST ENG:	\$ 1,394,550		12-STRAT PRIOR:	\$ 5,600,000	\$ 1,400,000	\$ 0	\$ 0	\$ 7,000,000
CONTING:	\$ 810,307		TOTAL:	\$ 25,753,671	\$ 6,438,418	\$ 0	\$ 0	\$ 32,192,089
IND COSTS:	\$ 0							
BND FINANCING:	\$ 0							
TOTAL PRJ COST:	\$ 34,940,087							

PHASE: C = CONSTRUCTION, E = ENGINEERING, R = ROW, T = TRANSFER

* FUNDING NOT FIXED

GROUPED PROJECTS STATEWIDE CSJ's

Grouped Project Section Definitions information revised April 16, 2018

Grouped Project CSJs

Definition of Grouped Projects for use in the Transportation Improvement Program

Revised April 16, 2018

Proposed CSJ	Grouped Project Category	Definition
5000-00-950	PE – Preliminary Engineering	Preliminary Engineering for any project except added capacity projects in a non-attainment area. Includes activities which do not involve or lead directly to construction, such as planning and research activities; grants for training; engineering to define the elements of a proposed action or alternatives so that social, economic, and environmental effects can be assessed.
5000-00-951	Right of Way Acquisition	Right of Way acquisition for any project except added capacity projects in a non-attainment area. Includes relocation assistance, hardship acquisition, and protective buying.
5000-00-952 5000-00-957 5000-00-958	Preventive Maintenance and Rehabilitation	Projects to include pavement repair to preserve existing pavement so that it may achieve its designed loading. Includes seal coats, overlays, resurfacing, restoration, and rehabilitation done with existing ROW. Also includes modernization of a highway by reconstruction, adding shoulders or adding auxiliary lanes (e.g., parking, weaving, turning, climbing, non-added capacity) or drainage improvements associated with rehabilitation.
5000-00-953	Bridge Replacement and Rehabilitation	Projects to replace and/or rehabilitate functionally obsolete or structurally deficient bridges.
5000-00-954	Railroad Grade Separations	Projects to construct or replace existing highway-railroad grade crossings and to rehabilitate and/or replace deficient railroad underpasses, resulting in no added capacity.
5800-00-950	Safety	Projects to include the construction or replacement/rehabilitation of guard rails, median barriers, crash cushions, pavement markings, skid treatments, medians, lighting improvements, highway signs, curb ramps, railroad/highway crossing warning devices, fencing, intersection improvements (e.g., turn lanes), signalization projects and interchange modifications. Also includes projects funded via the Federal Hazard Elimination Program, Federal Railroad Signal Safety Program, or Access Managements projects, except those that result in added capacity.
5000-00-956	Landscaping	Project consisting of typical right-of-way landscape development, establishment, and aesthetic improvements to include any associated erosion control and environmental mitigation activities.
5800-00-915	Intelligent Transportation System Deployment	Highway traffic operation improvement projects including the installation of ramp metering control devices, variable message signs, traffic monitoring equipment, and projects in the Federal ITS/IVHS programs.
5000-00-916	Bicycle and Pedestrian	Construction or rehabilitation of bicycle and pedestrian lanes, paths and facilities.
5000-00-917	Safety Rest Areas and Truck Weigh Stations	Construction and improvement of rest areas and truck weigh stations.
5000-00-918	Transit Improvements and Programs	Projects include the construction and improvement of small passenger shelters and information kiosks. Also includes the construction and improvement of rail storage/maintenance facilities bus transfer facilities where minor amounts of additional land are required and there is not a substantial increase in the number of users. Also includes transit operating assistance, acquisition of third-party transit services, and transit marketing, and mobility management/coordination. Additionally includes the Purchase of new buses and rail cars to replace existing vehicles or for minor expansions of the fleet [See Note 3].

Note 1: Projects funded with Transportation Alternatives Program (TAP), Transportation Enhancement, and Congestion Mitigation Air Quality funding require a Federal eligibility determination, and are not approved to be grouped.

Note 2: Projects funded as part of the Recreational Trails Program (RTP) consistent with the revised grouped project category definitions may be grouped. RTP projects that are not consistent with the revised grouped project category definitions must be individually noted in the Transportation Improvement Program (TIP) and State Transportation Improvement Program (STIP).

Note 3: In PM10 and PM 2.5 nonattainment or maintenance areas, such projects may be grouped only if they are in compliance with control measures in the applicable implementation plan.

**TRANSPORTATION IMPROVEMENT PROGRAM
AMARILLO DISTRICT
AMARILLO MPO**

DISTRICT	COUNTY	CONT-SECT-JOB	HWY	LET DATE	PHASE	CITY	MPO ID	EST COST
AMARILLO	VARIOUS	5000-00-950	VA	FY 17-20	E	VA		CONSTRAINED STATEWIDE
LIMITS FROM:		GROUPED PROJECT				LIMITS TO:		
DESCRIPTION1:		PE-PRELIMINARY ENGINEERING				REV DATE:		
DESCRIPTION2:						LOCAL CONT:		
DESCRIPTION3:								
LAYMAN DESC1:		PE-PRELIMINARY ENGINEERING						
REMARKS:		SEE APPENDIX A FOR CANDIDATE PROJECT LIST						
AMARILLO	VARIOUS	5000-00-951	VA	FY 17-20	R	VA		CONSTRAINED STATEWIDE
LIMITS FROM:		GROUPED PROJECT				LIMITS TO:		
DESCRIPTION1:		RIGHT OF WAY ACQUISITION				REV DATE:		
DESCRIPTION2:						LOCAL CONT:		
DESCRIPTION3:								
LAYMAN DESC1:		RIGHT OF WAY ACQUISITION						
REMARKS:		SEE APPENDIX A FOR INDIVIDUAL PROJECT LIST						
AMARILLO	VARIOUS	5000-00-952	VA	FY 17-20	C	VA		CONSTRAINED STATEWIDE
LIMITS FROM:		GROUPED PROJECT				LIMITS TO:		
DESCRIPTION1:		PREVENTIVE MAINTENANCE AND REHABILITATION				REV DATE:		
DESCRIPTION2:						LOCAL CONT:		
DESCRIPTION3:								
LAYMAN DESC1:		PREVENTIVE MAINTENANCE AND REHABILITATION						
REMARKS:		SEE APPENDIX A FOR INDIVIDUAL PROJECT LIST						
AMARILLO	VARIOUS	5000-00-957	VA	FY 17-20	C	VA		CONSTRAINED STATEWIDE
LIMITS FROM:		GROUPED PROJECT				LIMITS TO:		
DESCRIPTION1:		PREVENTIVE MAINTENANCE AND REHABILITATION				REV DATE:		
DESCRIPTION2:						LOCAL CONT:		
DESCRIPTION3:								
LAYMAN DESC1:		PREVENTIVE MAINTENANCE AND REHABILITATION						
REMARKS:		SEE APPENDIX A FOR INDIVIDUAL PROJECT LIST						
AMARILLO	VARIOUS	5000-00-958	VA	FY 17-20	C	VA		CONSTRAINED STATEWIDE
LIMITS FROM:		GROUPED PROJECT				LIMITS TO:		
DESCRIPTION1:		PREVENTIVE MAINTENANCE AND REHABILITATION				REV DATE:		
DESCRIPTION2:						LOCAL CONT:		
DESCRIPTION3:								
LAYMAN DESC1:		PREVENTIVE MAINTENANCE AND REHABILITATION						
REMARKS:		SEE APPENDIX A FOR INDIVIDUAL PROJECT LIST						

**TRANSPORTATION IMPROVEMENT PROGRAM
AMARILLO DISTRICT
AMARILLO MPO**

DISTRICT	COUNTY	CONT-SECT-JOB	HWY	LET DATE	PHASE	CITY	MPO ID	EST COST
AMARILLO	VARIOUS	5000-00-953	VA	FY 17-20	C	VA		CONSTRAINED STATEWIDE
LIMITS FROM:		GROUPED PROJECT					LIMITS TO:	
DESCRIPTION1:		BRIDGE REPLACEMENT AND REHABILITATION					REV DATE:	
DESCRIPTION2:							LOCAL CONT:	
DESCRIPTION3:								
LAYMAN DESC1:		BRIDGE REPLACEMENT AND REHABILITATION						
REMARKS:		SEE APPENDIX A FOR INDIVIDUAL PROJECT LIST						
AMARILLO	VARIOUS	5000-00-954	VA	FY 17-20	C	VA		CONSTRAINED STATEWIDE
LIMITS FROM:		GROUPED PROJECT					LIMITS TO:	
DESCRIPTION1:		RAILROAD GRADE SEPARATIONS					REV DATE:	
DESCRIPTION2:							LOCAL CONT:	
DESCRIPTION3:								
LAYMAN DESC1:		RAILROAD GRADE SEPARATIONS						
REMARKS:		SEE APPENDIX A FOR INDIVIDUAL PROJECT LIST						
AMARILLO	VARIOUS	5000-00-950	VA	FY 17-20	C	VA		CONSTRAINED STATEWIDE
LIMITS FROM:		GROUPED PROJECT					LIMITS TO:	
DESCRIPTION1:		SAFETY					REV DATE:	
DESCRIPTION2:							LOCAL CONT:	
DESCRIPTION3:								
LAYMAN DESC1:		SAFETY						
REMARKS:		SEE APPENDIX A FOR INDIVIDUAL PROJECT LIST						
AMARILLO	VARIOUS	5000-00-956	VA	FY 17-20	C	VA		CONSTRAINED STATEWIDE
LIMITS FROM:		GROUPED PROJECT					LIMITS TO:	
DESCRIPTION1:		LANDSCAPING					REV DATE:	
DESCRIPTION2:							LOCAL CONT:	
DESCRIPTION3:								
LAYMAN DESC1:		LANDSCAPING						
REMARKS:		SEE APPENDIX A FOR INDIVIDUAL PROJECT LIST						

**TRANSPORTATION IMPROVEMENT PROGRAM
AMARILLO DISTRICT
AMARILLO MPO**

DISTRICT	COUNTY	CONT-SECT-JOB	HWY	LET DATE	PHASE	CITY	MPO ID	EST COST
AMARILLO	VARIOUS	5000-00-915	VA	FY 17-20	C	VA		CONSTRAINED STATEWIDE
LIMITS FROM:		GROUPED PROJECT					LIMITS TO:	
DESCRIPTION1:		INTELLIGENT TRANSPORTATION SYSTEM DEPLOYMENT					REV DATE:	
DESCRIPTION2:							LOCAL CONT:	
DESCRIPTION3:								
LAYMAN DESC1:		INTELLIGENT TRANSPORTATION SYSTEM DEPLOYMENT						
REMARKS:		SEE APPENDIX A FOR INDIVIDUAL PROJECT LIST						
AMARILLO	VARIOUS	5000-00-916	VA	FY 17-20	C	VA		CONSTRAINED STATEWIDE
LIMITS FROM:		GROUPED PROJECT					LIMITS TO:	
DESCRIPTION1:		BICYCLE AND PEDESTRIAN					REV DATE:	
DESCRIPTION2:							LOCAL CONT:	
DESCRIPTION3:								
LAYMAN DESC1:		BICYCLE AND PEDESTRIAN IMPROVEMENTS						
REMARKS:		SEE APPENDIX A FOR INDIVIDUAL PROJECT LIST						
AMARILLO	VARIOUS	5000-00-917	VA	FY 17-20	C	VA		CONSTRAINED STATEWIDE
LIMITS FROM:		GROUPED PROJECT					LIMITS TO:	
DESCRIPTION1:		SAFETY REST AREAS AND TRUCK WEIGH STATIONS					REV DATE:	
DESCRIPTION2:							LOCAL CONT:	
DESCRIPTION3:								
LAYMAN DESC1:		SAFETY REST AREAS AND TRUCK WEIGH STATIONS						
REMARKS:		SEE APPENDIX A FOR INDIVIDUAL PROJECT LIST						
AMARILLO	VARIOUS	5000-00-918	VA	FY 17-20	C	VA		CONSTRAINED STATEWIDE
LIMITS FROM:		GROUPED PROJECT					LIMITS TO:	
DESCRIPTION1:		TRANSIT IMPROVEMENTS AND PROGRAMS					REV DATE:	
DESCRIPTION2:							LOCAL CONT:	
DESCRIPTION3:								
LAYMAN DESC1:		TRANSIT IMPROVEMENTS AND PROGRAMS						
REMARKS:		SEE APPENDIX A FOR INDIVIDUAL PROJECT LIST						

APPENDIX A

INDIVIDUAL LISTING OF GROUPED PROJECTS

(FOR INFORMATIONAL PURPOSES ONLY)

GROUPED PROJECTS
AMARILLO METROPOLITAN PLANNING ORGANIZATION
FY 2021

DISTRICT	COUNTY	CSJ	HWY	PHASE	CITY	PROJECT SPONSOR	YOE COST
4 - AMARILLO	RANDALL	0168-09-165	IH 27	C,E	AMARILLO		\$ 6,398,331
LIMITS FROM WESTERN STREET						REVISION DATE: 05/2017	
LIMITS TO: NORTH OF IH 27/US 60 INTERCHANGE						MPO PROJ NUM: A15500-015	
PROJECT OVERLAY						FUNDING CAT(S): 1	
DESCR:					PROJECT HISTORY:		
REMARKS							
P7:							

TOTAL PROJECT COST INFORMATION			AUTHORIZED FUNDING BY CATEGORY/SHARE						
				FEDERAL	STATE	LOCAL	LC	TOTAL	
PRELIM ENG:	\$ 289,277	COST OF APPROVED PHASES: \$ 6,398,331	1-PRVNT	\$ 5,758,498	\$ 639,833	\$ 0	\$ 0	\$ 6,398,331 *	
ROW PURCHASE:	\$ 0		TOTAL:	\$ 5,758,498	\$ 639,833	\$ 0	\$ 0	\$ 6,398,331	
CONST COST:	\$ 5,903,609								
CONST ENG:	\$ 205,446								
CONTING:	\$ 103,313								
IND COSTS:	\$ 0								
BND FINANCING:	\$ 0								
TOTAL PRJ COST:	\$ 6,687,017								

PHASE: C = CONSTRUCTION, E = ENGINEERING, R = ROW, T = TRANSFER

* FUNDING NOT FIXED

STATEWIDE TRANSPORTATION IMPROVEMENT PROGRAM
GROUPED PROJECTS
AMARILLO METROPOLITAN PLANNING ORGANIZATION
FY 2021

DISTRICT	COUNTY	CSJ	HWY	PHASE	CITY	PROJECT SPONSOR	YOE COST	
4 - AMARILLO	POTTER	2635-04-035	SL 335	C,E	AMARILLO		\$ 244,592	
LIMITS FROM RANDALL COUNTY LINE						REVISION DATE:		
LIMITS TO: IH 40						MPO PROJ NUM: A15500-017		
PROJECT OVERLAY						FUNDING CAT(S): 1		
DESCR:					PROJECT HISTORY:			
REMARKS								
P7:								
TOTAL PROJECT COST INFORMATION				AUTHORIZED FUNDING BY CATEGORY/SHARE				
PRELIM ENG:	\$ 11,058	COST OF APPROVED PHASES:						
ROW PURCHASE:	\$ 0		1-PRVNT	\$ 195,673	\$ 48,918	\$ 0	\$ 0	\$ 244,592 *
CONST COST:	\$ 225,680		TOTAL:	\$ 195,673	\$ 48,918	\$ 0	\$ 0	\$ 244,592
CONST ENG:	\$ 7,854							
CONTING:	\$ 3,949							
IND COSTS:	\$ 0							
BND FINANCING:	\$ 0							
TOTAL PRJ COST:	\$ 255,628							

PHASE: C = CONSTRUCTION, E = ENGINEERING, R = ROW, T = TRANSFER

* FUNDING NOT FIXED

STATEWIDE TRANSPORTATION IMPROVEMENT PROGRAM
GROUPED PROJECTS
AMARILLO METROPOLITAN PLANNING ORGANIZATION
FY 2021

DISTRICT	COUNTY	CSJ	HWY	PHASE	CITY	PROJECT SPONSOR	YOE COST	
4 - AMARILLO	RANDALL	2635-03-025	SL 335	C,E	AMARILLO		\$ 3,301,989	
LIMITS FROM SW 81ST STREET						REVISION DATE:		
LIMITS TO: POTTER COUNTY LINE						MPO PROJ NUM: A15500-020		
PROJECT OVERLAY						FUNDING CAT(S): 1		
DESCR:					PROJECT HISTORY:			
REMARKS								
P7:								
TOTAL PROJECT COST INFORMATION				AUTHORIZED FUNDING BY CATEGORY/SHARE				
PRELIM ENG:	\$ 149,287	COST OF APPROVED PHASES:		FEDERAL	STATE	LOCAL	LC	TOTAL
ROW PURCHASE:	\$ 0		1-PRVNT	\$ 2,641,591	\$ 660,398	\$ 0	\$ 0	\$ 3,301,989 *
CONST COST:	\$ 3,046,677		TOTAL:	\$ 2,641,591	\$ 660,398	\$ 0	\$ 0	\$ 3,301,989
CONST ENG:	\$ 106,024							
CONTING:	\$ 53,317							
IND COSTS:	\$ 0							
BND FINANCING:	\$ 0							
TOTAL PRJ COST:	\$ 3,450,971							

PHASE: C = CONSTRUCTION, E = ENGINEERING, R = ROW, T = TRANSFER

* FUNDING NOT FIXED

**STATEWIDE TRANSPORTATION IMPROVEMENT PROGRAM
GROUPED PROJECTS
AMARILLO METROPOLITAN PLANNING ORGANIZATION
FY 2021**

DISTRICT	COUNTY	CSJ	HWY	PHASE	CITY	PROJECT SPONSOR	YOE COST	
4 - AMARILLO	POTTER	0090-06-044	BI 40-D	C,E	AMARILLO		\$ 2,289,133	
LIMITS FROM ON BI 40-D EB						REVISION DATE:		
LIMITS TO: AT BNSF RR						MPO PROJ NUM: A15170-001		
PROJECT REPLACE EXISTING BRIDGE						FUNDING CAT(S): 6		
DESCR:					PROJECT HISTORY:			
REMARKS								
P7:								
TOTAL PROJECT COST INFORMATION				AUTHORIZED FUNDING BY CATEGORY/SHARE				
PRELIM ENG:	\$ 99,838	COST OF APPROVED PHASES:						
ROW PURCHASE:	\$ 0		6-STRUCT RHB:	\$ 1,831,306	\$ 457,827	\$ 0	\$ 0	\$ 2,289,133 *
CONST COST:	\$ 2,037,501		TOTAL:	\$ 1,831,306	\$ 457,827	\$ 0	\$ 0	\$ 2,289,133
CONST ENG:	\$ 151,794							
CONTING:	\$ 0							
IND COSTS:	\$ 0							
BND FINANCING:	\$ 0							
TOTAL PRJ COST:	\$ 2,337,829							

PHASE: C = CONSTRUCTION, E = ENGINEERING, R = ROW, T = TRANSFER

* FUNDING NOT FIXED

STATEWIDE TRANSPORTATION IMPROVEMENT PROGRAM
GROUPED PROJECTS
AMARILLO METROPOLITAN PLANNING ORGANIZATION
FY 2021

DISTRICT	COUNTY	CSJ	HWY	PHASE	CITY	PROJECT SPONSOR	YOE COST	
4 - AMARILLO	POTTER	0090-06-045	BI 40-D	C,E	AMARILLO		\$ 2,289,133	
LIMITS FROM ON BI 40-D WB						REVISION DATE:		
LIMITS TO: AT BNSF RR						MPO PROJ NUM: A15170-000		
PROJECT REPLACE EXISTING BRIDGE						FUNDING CAT(S): 6		
DESCR:					PROJECT HISTORY:			
REMARKS								
P7:								
TOTAL PROJECT COST INFORMATION				AUTHORIZED FUNDING BY CATEGORY/SHARE				
PRELIM ENG:	\$ 99,838	COST OF APPROVED PHASES:						
ROW PURCHASE:	\$ 0		6-STRUCT RHB:	\$ 1,831,306	\$ 457,827	\$ 0	\$ 0	\$ 2,289,133 *
CONST COST:	\$ 2,037,501		TOTAL:	\$ 1,831,306	\$ 457,827	\$ 0	\$ 0	\$ 2,289,133
CONST ENG:	\$ 151,794							
CONTING:	\$ 0							
IND COSTS:	\$ 0							
BND FINANCING:	\$ 0							
TOTAL PRJ COST:	\$ 2,337,829							

PHASE: C = CONSTRUCTION, E = ENGINEERING, R = ROW, T = TRANSFER

* FUNDING NOT FIXED

FEDERALLY FUNDED TRANSIT PROJECTS

FY 2019 TRANSIT PROJECT DESCRIPTIONS
AMARILLO TRANSPORTATION IMPROVEMENT PROGRAM

Amarillo		YOE = Year of Expenditure	
General Project Information		Funding Information (YOE)	
Project Sponsor	Amarillo City Transit	Federal Funding Category	5307
MPO Project Information (reference number, etc)	A0AT01S(19)	Federal (FTA) Funds	\$2,236,908
		State Funds from TxDOT	\$360,000
		Other Funds - Local Match	\$2,236,908
Apportionment Year	2019	Fiscal Year Cost	\$4,833,816
Project Phase			
Brief Project Description	Operating Expenses	Total Project Cost	\$4,833,816
		Trans. Dev. Credits Requested (Date & Amount)	\$0
Sec 5309 ID Number	N.A.	Trans. Dev. Credits Awarded	\$0
Amendment Date & Action			
General Project Information		Funding Information (YOE)	
Project Sponsor	Amarillo City Transit	Federal Funding Category	5307
MPO Project Information (reference number, etc)	A0AT06S(19)	Federal (FTA) Funds	\$834,774
		State Funds from TxDOT	
		Other Funds - Local Match	\$208,693
Apportionment Year	2019	Fiscal Year Cost	\$1,043,467
Project Phase			
Brief Project Description	Preventative Maintenance (FTA Circular C9030.1D)	Total Project Cost	\$1,043,467
		Trans. Dev. Credits Requested (Date & Amount)	\$0
Sec 5309 ID Number	N.A.	Trans. Dev. Credits Awarded	\$0
Amendment Date & Action			
General Project Information		Funding Information (YOE)	
Project Sponsor	Amarillo City Transit	Federal Funding Category	5307
MPO Project Information (reference number, etc)	A0AT02S(19)	Federal (FTA) Funds	\$330,400
		State Funds from TxDOT	
		Other Funds - Local Match	\$82,600
Apportionment Year	2019	Fiscal Year Cost	\$413,000
Project Phase			
Brief Project Description	Replace Bus Vehicles	Total Project Cost	\$413,000
		Trans. Dev. Credits Requested (Date & Amount)	\$0
Sec 5309 ID Number	N.A.	Trans. Dev. Credits Awarded	\$0
Amendment Date & Action			
General Project Information		Funding Information (YOE)	
Project Sponsor	Amarillo City Transit	Federal Funding Category	5307
MPO Project Information (reference number, etc)	A0AT07S(19)	Federal (FTA) Funds	\$288,510
		State Funds from TxDOT	
		Other Funds - Local Match	\$72,128
Apportionment Year	2019	Fiscal Year Cost	\$360,638
Project Phase			
Brief Project Description	ADA	Total Project Cost	\$360,638
		Trans. Dev. Credits Requested (Date & Amount)	\$0
Sec 5309 ID Number	N.A.	Trans. Dev. Credits Awarded	\$0
Amendment Date & Action			

FY 2020 TRANSIT PROJECT DESCRIPTIONS
AMARILLO TRANSPORTATION IMPROVEMENT PROGRAM

Amarillo		YOE = Year of Expenditure	
General Project Information		Funding Information (YOE)	
Project Sponsor	Amarillo City Transit	Federal Funding Category	5307
MPO Project Information (reference number, etc)	A0AT01S(20)	Federal (FTA) Funds	\$2,304,015
		State Funds from TxDOT	\$370,800
		Other Funds - Local Match	\$2,304,015
Apportionment Year	2020	Fiscal Year Cost	\$4,978,830
Project Phase			
Brief Project Description	Operating Expenses	Total Project Cost	\$4,978,830
		Trans. Dev. Credits Requested (Date & Amount)	\$0
Sec 5309 ID Number	N.A.	Trans. Dev. Credits Awarded	\$0
Amendment Date & Action			
General Project Information		Funding Information (YOE)	
Project Sponsor	Amarillo City Transit	Federal Funding Category	5307
MPO Project Information (reference number, etc)	A0AT06S(20)	Federal (FTA) Funds	\$859,817
		State Funds from TxDOT	
		Other Funds - Local Match	\$214,954
Apportionment Year	2020	Fiscal Year Cost	\$1,074,771
Project Phase			
Brief Project Description	Preventative Maintenance (FTA Circular C9030.1D)	Total Project Cost	\$1,074,771
		Trans. Dev. Credits Requested (Date & Amount)	\$0
Sec 5309 ID Number	N.A.	Trans. Dev. Credits Awarded	\$0
Amendment Date & Action			
General Project Information		Funding Information (YOE)	
Project Sponsor	Amarillo City Transit	Federal Funding Category	5307
MPO Project Information (reference number, etc)	A0AT02S(20)	Federal (FTA) Funds	\$340,312
		State Funds from TxDOT	
		Other Funds - Local Match	\$85,078
Apportionment Year	2020	Fiscal Year Cost	\$425,390
Project Phase			
Brief Project Description	Replace Bus Vehicles	Total Project Cost	\$425,390
		Trans. Dev. Credits Requested (Date & Amount)	\$0
Sec 5309 ID Number	N.A.	Trans. Dev. Credits Awarded	\$0
Amendment Date & Action			
General Project Information		Funding Information (YOE)	
Project Sponsor	Amarillo City Transit	Federal Funding Category	5307
MPO Project Information (reference number, etc)	A0AT07S(20)	Federal (FTA) Funds	\$297,166
		State Funds from TxDOT	
		Other Funds - Local Match	\$74,292
Apportionment Year	2020	Fiscal Year Cost	\$371,458
Project Phase			
Brief Project Description	ADA	Total Project Cost	\$371,458
		Trans. Dev. Credits Requested (Date & Amount)	\$0
Sec 5309 ID Number	N.A.	Trans. Dev. Credits Awarded	\$0
Amendment Date & Action			

FY 2021 TRANSIT PROJECT DESCRIPTIONS
AMARILLO TRANSPORTATION IMPROVEMENT PROGRAM

Amarillo		YOE = Year of Expenditure	
General Project Information		Funding Information (YOE)	
Project Sponsor	Amarillo City Transit	Federal Funding Category	5307
MPO Project Information (reference number, etc)	A0AT01S(21)	Federal (FTA) Funds	\$2,373,136
		State Funds from TxDOT	\$381,924
		Other Funds - Local Match	\$2,373,136
Apportionment Year	2021	Fiscal Year Cost	\$5,128,196
Project Phase			
Brief Project Description	Operating Expenses	Total Project Cost	\$5,128,196
		Trans. Dev. Credits Requested (Date & Amount)	\$0
Sec 5309 ID Number	N.A.	Trans. Dev. Credits Awarded	\$0
Amendment Date & Action			
General Project Information		Funding Information (YOE)	
Project Sponsor	Amarillo City Transit	Federal Funding Category	5307
MPO Project Information (reference number, etc)	A0AT06S(21)	Federal (FTA) Funds	\$885,612
		State Funds from TxDOT	
		Other Funds - Local Match	\$221,403
Apportionment Year	2021	Fiscal Year Cost	\$1,107,015
Project Phase			
Brief Project Description	Preventative Maintenance (FTA Circular C9030.1D)	Total Project Cost	\$1,107,015
		Trans. Dev. Credits Requested (Date & Amount)	\$0
Sec 5309 ID Number	N.A.	Trans. Dev. Credits Awarded	\$0
Amendment Date & Action			
General Project Information		Funding Information (YOE)	
Project Sponsor	Amarillo City Transit	Federal Funding Category	5307
MPO Project Information (reference number, etc)	A0AT04S(21)	Federal (FTA) Funds	\$350,521
		State Funds from TxDOT	
		Other Funds - Local Match	\$87,630
Apportionment Year	2021	Fiscal Year Cost	\$438,151
Project Phase			
Brief Project Description	Replace Bus Vehicles	Total Project Cost	\$438,151
		Trans. Dev. Credits Requested (Date & Amount)	\$0
Sec 5309 ID Number	N.A.	Trans. Dev. Credits Awarded	\$0
Amendment Date & Action			
General Project Information		Funding Information (YOE)	
Project Sponsor	Amarillo City Transit	Federal Funding Category	5307
MPO Project Information (reference number, etc)	A0AT07S(21)	Federal (FTA) Funds	\$306,080
		State Funds from TxDOT	
		Other Funds - Local Match	\$76,521
Apportionment Year	2021	Fiscal Year Cost	\$382,601
Project Phase			
Brief Project Description	ADA	Total Project Cost	\$382,601
		Trans. Dev. Credits Requested (Date & Amount)	\$0
Sec 5309 ID Number	N.A.	Trans. Dev. Credits Awarded	\$0
Amendment Date & Action			

FY 2022 TRANSIT PROJECT DESCRIPTIONS
AMARILLO TRANSPORTATION IMPROVEMENT PROGRAM

Amarillo		YOE = Year of Expenditure	
General Project Information		Funding Information (YOE)	
Project Sponsor	Amarillo City Transit	Federal Funding Category	5307
MPO Project Information (reference number, etc)	A0AT01S(22)	Federal (FTA) Funds	\$2,444,330
		State Funds from TxDOT	\$393,382
		Other Funds - Local Match	\$2,444,330
Apportionment Year	2022	Fiscal Year Cost	\$5,282,042
Project Phase			
Brief Project Description	Operating Expenses	Total Project Cost	\$5,282,042
		Trans. Dev. Credits Requested (Date & Amount)	\$0
Sec 5309 ID Number	N.A.	Trans. Dev. Credits Awarded	\$0
Amendment Date & Action			
General Project Information		Funding Information (YOE)	
Project Sponsor	Amarillo City Transit	Federal Funding Category	5307
MPO Project Information (reference number, etc)	A0AT06S(22)	Federal (FTA) Funds	\$912,180
		State Funds from TxDOT	
		Other Funds - Local Match	\$228,045
Apportionment Year	2022	Fiscal Year Cost	\$1,140,225
Project Phase			
Brief Project Description	Preventative Maintenance (FTA Circular C9030.1D)	Total Project Cost	\$1,140,225
		Trans. Dev. Credits Requested (Date & Amount)	\$0
Sec 5309 ID Number	N.A.	Trans. Dev. Credits Awarded	\$0
Amendment Date & Action			
General Project Information		Funding Information (YOE)	
Project Sponsor	Amarillo City Transit	Federal Funding Category	5307
MPO Project Information (reference number, etc)	A0AT02S(22)	Federal (FTA) Funds	\$361,037
		State Funds from TxDOT	
		Other Funds - Local Match	\$90,259
Apportionment Year	2022	Fiscal Year Cost	\$451,296
Project Phase			
Brief Project Description	Replace Bus Vehicle	Total Project Cost	\$451,296
		Trans. Dev. Credits Requested (Date & Amount)	\$0
Sec 5309 ID Number	N.A.	Trans. Dev. Credits Awarded	\$0
Amendment Date & Action			
General Project Information		Funding Information (YOE)	
Project Sponsor	Amarillo City Transit	Federal Funding Category	5307
MPO Project Information (reference number, etc)	A0AT07S(22)	Federal (FTA) Funds	\$315,263
		State Funds from TxDOT	
		Other Funds - Local Match	\$78,816
Apportionment Year	2022	Fiscal Year Cost	\$394,079
Project Phase			
Brief Project Description	ADA	Total Project Cost	\$394,079
		Trans. Dev. Credits Requested (Date & Amount)	\$0
Sec 5309 ID Number	N.A.	Trans. Dev. Credits Awarded	\$0
Amendment Date & Action			

LOCALLY SIGNIFICANT PROJECTS

**FY 2019 LOCALLY FUNDED PROJECT LISTING
AMARILLO MPO TRANSPORTATION IMPROVEMENT PROGRAM**

General Project Information		YOE Funding Information	
TxDOT District:	Amarillo	Fiscal Year:	2019
Project Sponsor:	CITY OF AMARILLO	Federal Funding Category:	
MPO Project Number:	AMA-L-RSS(19)	Federal Share:	\$0
Project Contract Date:	May 2019	State - TxDOT:	\$0
Project Phase:	Construction	Local Share:	\$2,100,000
Brief Project Description:	Residential Street Seal Coating	Total Cost of Project:	\$2,100,000

General Project Information		YOE Funding Information	
TxDOT District:	Amarillo	Fiscal Year:	2019
Project Sponsor:	CITY OF AMARILLO	Federal Funding Category:	
MPO Project Number:	AMA-L-AOR(19)	Federal Share:	\$0
Project Contract Date:	July 2019	State - TxDOT:	\$0
Project Phase:	Construction	Local Share:	\$1,883,000
Brief Project Description:	Arterial Overlay Resurfacing	Total Cost of Project:	\$1,883,000

General Project Information		YOE Funding Information	
TxDOT District:	Amarillo	Fiscal Year:	2019
Project Sponsor:	CITY OF AMARILLO	Federal Funding Category:	
MPO Project Number:	AMA-L-NSI(19)	Federal Share:	\$0
Project Contract Date:	March 2019	State - TxDOT:	\$0
Project Phase:	Construction	Local Share:	\$135,000
Brief Project Description:	New Signal Installations	Total Cost of Project:	\$135,000

General Project Information		YOE Funding Information	
TxDOT District:	Amarillo	Fiscal Year:	2019
Project Sponsor:	CITY OF AMARILLO	Federal Funding Category:	
MPO Project Number:	AMA-L-RSI(19)	Federal Share:	\$0
Project Contract Date:	March 2019	State - TxDOT:	\$0
Project Phase:	Construction	Local Share:	\$35,000
Brief Project Description:	Rebuild Signalized Intersections	Total Cost of Project:	\$35,000

**FY 2020 LOCALLY FUNDED PROJECT LISTING
AMARILLO MPO TRANSPORTATION IMPROVEMENT PROGRAM**

General Project Information		YOE Funding Information	
TxDOT District:	Amarillo	Fiscal Year:	2018
Project Sponsor:	CITY OF AMARILLO	Federal Funding Category:	
MPO Project Number:	AMA-L-RSS(20)	Federal Share:	\$0
Project Contract Date:	May 2020	State - TxDOT:	\$0
Project Phase:	Construction	Local Share:	\$2,100,000
Brief Project Description:	Residential Street Seal Coating	Total Cost of Project:	\$2,100,000

General Project Information		YOE Funding Information	
TxDOT District:	Amarillo	Fiscal Year:	2020
Project Sponsor:	CITY OF AMARILLO	Federal Funding Category:	
MPO Project Number:	AMA-L-AOR(20)	Federal Share:	\$0
Project Contract Date:	July 2020	State - TxDOT:	\$0
Project Phase:	Construction	Local Share:	\$1,883,000
Brief Project Description:	Arterial Overlay Resurfacing	Total Cost of Project:	\$1,883,000

General Project Information		YOE Funding Information	
TxDOT District:	Amarillo	Fiscal Year:	2020
Project Sponsor:	CITY OF AMARILLO	Federal Funding Category:	
MPO Project Number:	AMA-L-NSI(20)	Federal Share:	\$0
Project Contract Date:	March 2020	State - TxDOT:	\$0
Project Phase:	Construction	Local Share:	\$135,000
Brief Project Description:	New Signal Installations	Total Cost of Project:	\$135,000

General Project Information		YOE Funding Information	
TxDOT District:	Amarillo	Fiscal Year:	2020
Project Sponsor:	CITY OF AMARILLO	Federal Funding Category:	
MPO Project Number:	AMA-L-RSI(20)	Federal Share:	\$0
Project Contract Date:	March 2020	State - TxDOT:	\$0
Project Phase:	Construction	Local Share:	\$35,000
Brief Project Description:	Rebuild Signalized Intersections	Total Cost of Project:	\$35,000

**FY 2021 LOCALLY FUNDED PROJECT LISTING
AMARILLO MPO TRANSPORTATION IMPROVEMENT PROGRAM**

General Project Information		YOE Funding Information	
TxDOT District:	Amarillo	Fiscal Year:	2021
Project Sponsor:	CITY OF AMARILLO	Federal Funding Category:	
MPO Project Number:	AMA-L-RSS(21)	Federal Share:	\$0
Project Contract Date:	May 2021	State - TxDOT:	\$0
Project Phase:	Construction	Local Share:	\$2,100,000
Brief Project Description:	Residential Street Seal Coating	Total Cost of Project:	\$2,100,000
General Project Information		YOE Funding Information	
TxDOT District:	Amarillo	Fiscal Year:	2021
Project Sponsor:	CITY OF AMARILLO	Federal Funding Category:	
MPO Project Number:	AMA-L-AOR(21)	Federal Share:	\$0
Project Contract Date:	July 2021	State - TxDOT:	\$0
Project Phase:	Construction	Local Share:	\$1,883,000
Brief Project Description:	Arterial Overlay Resurfacing	Total Cost of Project:	\$1,883,000
General Project Information		YOE Funding Information	
TxDOT District:	Amarillo	Fiscal Year:	2021
Project Sponsor:	CITY OF AMARILLO	Federal Funding Category:	
MPO Project Number:	AMA-L-NSI(21)	Federal Share:	\$0
Project Contract Date:	March 2021	State - TxDOT:	\$0
Project Phase:	Construction	Local Share:	\$135,000
Brief Project Description:	New Signal Installations	Total Cost of Project:	\$135,000
General Project Information		YOE Funding Information	
TxDOT District:	Amarillo	Fiscal Year:	2021
Project Sponsor:	CITY OF AMARILLO	Federal Funding Category:	
MPO Project Number:	AMA-L-RSI(21)	Federal Share:	\$0
Project Contract Date:	March 2021	State - TxDOT:	\$0
Project Phase:	Construction	Local Share:	\$35,000
Brief Project Description:	Rebuild Signalized Intersections	Total Cost of Project:	\$35,000

**FY 2022 LOCALLY FUNDED PROJECT LISTING
AMARILLO MPO TRANSPORTATION IMPROVEMENT PROGRAM**

General Project Information		YOE Funding Information	
TxDOT District:	Amarillo	Fiscal Year:	2022
Project Sponsor:	CITY OF AMARILLO	Federal Funding Category:	
MPO Project Number:	AMA-L-RSS(22)	Federal Share:	\$0
Project Contract Date:	May 2022	State - TxDOT:	\$0
Project Phase:	Construction	Local Share:	\$2,100,000
Brief Project Description:	Residential Street Seal Coating	Total Cost of Project:	\$2,100,000

General Project Information		YOE Funding Information	
TxDOT District:	Amarillo	Fiscal Year:	2022
Project Sponsor:	CITY OF AMARILLO	Federal Funding Category:	
MPO Project Number:	AMA-L-AOR(22)	Federal Share:	\$0
Project Contract Date:	July 2022	State - TxDOT:	\$0
Project Phase:	Construction	Local Share:	\$1,883,000
Brief Project Description:	Arterial Overlay Resurfacing	Total Cost of Project:	\$1,883,000

General Project Information		YOE Funding Information	
TxDOT District:	Amarillo	Fiscal Year:	2022
Project Sponsor:	CITY OF AMARILLO	Federal Funding Category:	
MPO Project Number:	AMA-L-NSI(22)	Federal Share:	\$0
Project Contract Date:	March 2022	State - TxDOT:	\$0
Project Phase:	Construction	Local Share:	\$135,000
Brief Project Description:	New Signal Installations	Total Cost of Project:	\$135,000


General Project Information		YOE Funding Information	
TxDOT District:	Amarillo	Fiscal Year:	2022
Project Sponsor:	CITY OF AMARILLO	Federal Funding Category:	
MPO Project Number:	AMA-L-RSI(22)	Federal Share:	\$0
Project Contract Date:	March 2022	State - TxDOT:	\$0
Project Phase:	Construction	Local Share:	\$35,000
Brief Project Description:	Rebuild Signalized Intersections	Total Cost of Project:	\$35,000

ANNUAL SELF-CERTIFICATION

MPO SELF-CERTIFICATION – ATTAINMENT AREA

In accordance with 23 Code of Federal Regulations (CFR) part 450.334, the Texas Department of Transportation and the Amarillo Metropolitan Planning Organization for the Amarillo urbanized area(s) hereby certify that the metropolitan transportation planning process is being carried out in accordance with all applicable requirements including:

- 1) 23 United States Code (U.S.C) 134, 49 U.S.C 503, and 23 CFR 450 subpart C – Metropolitan Transportation Planning and Programming;
- 2) In nonattainment and maintenance areas, sections 174 and 176 (c) and (d) of the Clean Air Act, as amended (42 U.S.C. 7504, 7506 (c) and (d)) and 40 CFR part 93;
- 3) Title VI of the Civil Rights Act of 1964, as amended (42 U.S.C. 2000d-1) and 49 CFR part 21;
- 4) 49 U.S.C. 5332, prohibiting discrimination on the basis of race, color, creed, national origin, sex, or age in employment or business opportunity;
- 5) Section 1101(b) of the Safe, Accountable, Flexible, Efficient Transportation Equity Act: A Legacy for Users (SAFETEA-LU (Public Law 109-59)) and 49 CFR part 26 regarding the involvement of disadvantaged business enterprises in USDOT funded projects;
- 6) 23 CFR part 230, regarding the implementation of an equal employment opportunity program on Federal and Federal-aid highway construction contracts;
- 7) The provisions of the Americans with Disabilities Act of 1990 (42 U.S.C. 12101 et seq.) and 49 CFR parts 27, 37, and 38;
- 8) The Older Americans Act, as amended (42 U.S.C. 6101), prohibiting discrimination on the basis of age in programs or activities receiving Federal financial assistance;
- 9) Section 324 of title 23 U.S.C. regarding the prohibition of discrimination based on gender; and
- 10) Section 504 of the Rehabilitation Act of 1973 (29 U.S.C. 794) and 49 CFR part 27 regarding discrimination against individuals with disabilities.



Amarillo District
Texas Department of Transportation

Brian Crawford
District Engineer

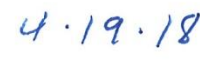


Date



Amarillo Metropolitan Planning Organization
Policy Board Chairperson

Ginger Nelson
Chairperson



Date

FINANCIAL PLAN



AMARILLO MPO / AMARILLO-4
FY 2019 - 2022 Transportation Improvement Program

Funding by Category

Category	Description	FY 2019		FY 2020		FY 2021		FY 2022		Total FY 2019 - 2022	
		Programmed	Authorized	Programmed	Authorized	Programmed	Authorized	Programmed	Authorized	Programmed	Authorized
1	Preventive Maintenance and Rehabilitation	\$6,775,260	\$6,775,260	\$8,516,895	\$8,516,895	\$6,092,089	\$6,092,089	\$0	\$0	\$21,384,244	\$21,384,244
2M or 2U	Urban Area (Non-TMA) Corridor Projects	\$16,740,000	\$16,740,000	\$18,400,000	\$18,400,000	\$19,100,000	\$19,100,000	\$0	\$0	\$54,240,000	\$54,240,000
3	Non-Traditionally Funded Transportation Project	\$0	\$0	\$0	\$0	\$0	\$0	\$0	\$0	\$0	\$0
4	Statewide Connectivity Corridor Projects	\$0	\$0	\$14,000,000	\$14,000,000	\$0	\$0	\$0	\$0	\$14,000,000	\$14,000,000
5	CMAQ	\$0	\$0	\$0	\$0	\$0	\$0	\$0	\$0	\$0	\$0
5 Flex	Map21 Flex	\$0	\$0	\$0	\$0	\$0	\$0	\$0	\$0	\$0	\$0
6	Structures	\$0	\$0	\$0	\$0	\$0	\$0	\$0	\$0	\$0	\$0
7	Metro Mobility & Rehab	\$0	\$0	\$0	\$0	\$0	\$0	\$0	\$0	\$0	\$0
8	Safety	\$0	\$0	\$0	\$0	\$0	\$0	\$0	\$0	\$0	\$0
9	Enhancements	\$0	\$0	\$0	\$0	\$0	\$0	\$0	\$0	\$0	\$0
9 Flex	TAP	\$0	\$0	\$0	\$0	\$0	\$0	\$0	\$0	\$0	\$0
10	Supplemental Transportation	\$0	\$0	\$0	\$0	\$0	\$0	\$0	\$0	\$0	\$0
10 CBI	Corridor Border	\$0	\$0	\$0	\$0	\$0	\$0	\$0	\$0	\$0	\$0
11	District Discretionary	\$0	\$0	\$0	\$0	\$0	\$0	\$0	\$0	\$0	\$0
12	Strategic Priority	\$31,000,000	\$31,000,000	\$13,000,000	\$13,000,000	\$7,000,000	\$7,000,000	\$0	\$0	\$51,000,000	\$51,000,000
12C	Strategic Priority RECON	\$0	\$0	\$0	\$0	\$0	\$0	\$0	\$0	\$0	\$0
12S	Strategic Priority RECON	\$0	\$0	\$0	\$0	\$0	\$0	\$0	\$0	\$0	\$0
SBPE	Strategy Budget PE	\$0	\$0	\$0	\$0	\$0	\$0	\$0	\$0	\$0	\$0
SB 102	Strategy 102	\$0	\$0	\$0	\$0	\$0	\$0	\$0	\$0	\$0	\$0
Total		\$54,515,260	\$54,515,260	\$53,916,895	\$53,916,895	\$32,192,089	\$32,192,089	\$0	\$0	\$140,624,244	\$140,624,244

Funding Participation Source

Source	FY 2019	FY 2020	FY 2021	FY 2022	Total
Federal	\$43,612,208	\$45,453,516	\$25,753,671	\$0	\$114,819,395
State	\$10,903,052	\$8,463,379	\$6,438,418	\$0	\$25,804,849
Local Match	\$0	\$0	\$0	\$0	\$0
Other - Section 5306	\$0	\$0	\$0	\$0	\$0
Other - Strategy PE Budget	\$0	\$0	\$0	\$0	\$0
Other - Strategy 102 Budget	\$0	\$0	\$0	\$0	\$0
Total	\$54,515,260	\$53,916,895	\$32,192,089	\$0	\$140,624,244



AMARILLO MPO / AMARILLO-4
FY 2019 - 2022 Transportation Improvement Program

Funding by Category

Category	Description	FY 2019		FY 2020		FY 2021		FY 2022		Total FY 2019 - 2022	
		Programmed	Authorized	Programmed	Authorized	Programmed	Authorized	Programmed	Authorized	Programmed	Authorized
1	Preventive Maintenance and Rehabilitation	\$0	\$0	\$0	\$0	\$9,944,912	\$9,944,912	\$0	\$0	\$9,944,912	\$9,944,912
2M or 2U	Urban Area (Non-TMA) Corridor Projects	\$0	\$0	\$0	\$0	\$0	\$0	\$0	\$0	\$0	\$0
3	Non-Traditionally Funded Transportation Project	\$0	\$0	\$0	\$0	\$0	\$0	\$0	\$0	\$0	\$0
4	Statewide Connectivity Corridor Projects	\$0	\$0	\$0	\$0	\$0	\$0	\$0	\$0	\$0	\$0
5	CMAQ	\$0	\$0	\$0	\$0	\$0	\$0	\$0	\$0	\$0	\$0
5 Flex	Map21 Flex	\$0	\$0	\$0	\$0	\$0	\$0	\$0	\$0	\$0	\$0
6	Structures	\$0	\$0	\$0	\$0	\$4,578,266	\$4,578,266	\$0	\$0	\$4,578,266	\$4,578,266
7	Metro Mobility & Rehab	\$0	\$0	\$0	\$0	\$0	\$0	\$0	\$0	\$0	\$0
8	Safety	\$0	\$0	\$0	\$0	\$0	\$0	\$0	\$0	\$0	\$0
9	Enhancements	\$0	\$0	\$0	\$0	\$0	\$0	\$0	\$0	\$0	\$0
9 Flex	TAP	\$0	\$0	\$0	\$0	\$0	\$0	\$0	\$0	\$0	\$0
10	Supplemental Transportation	\$0	\$0	\$0	\$0	\$0	\$0	\$0	\$0	\$0	\$0
10 CBI	Corridor Border	\$0	\$0	\$0	\$0	\$0	\$0	\$0	\$0	\$0	\$0
11	District Discretionary	\$0	\$0	\$0	\$0	\$0	\$0	\$0	\$0	\$0	\$0
12	Strategic Priority	\$0	\$0	\$0	\$0	\$0	\$0	\$0	\$0	\$0	\$0
12C	Strategic Priority RECON	\$0	\$0	\$0	\$0	\$0	\$0	\$0	\$0	\$0	\$0
12S	Strategic Priority RECON	\$0	\$0	\$0	\$0	\$0	\$0	\$0	\$0	\$0	\$0
SBPE	Strategy Budget PE	\$0	\$0	\$0	\$0	\$0	\$0	\$0	\$0	\$0	\$0
SB 102	Strategy 102	\$0	\$0	\$0	\$0	\$0	\$0	\$0	\$0	\$0	\$0
Total		\$0	\$0	\$0	\$0	\$14,523,178	\$14,523,178	\$0	\$0	\$14,523,178	\$14,523,178

Funding Participation Source

Source	FY 2019	FY 2020	FY 2021	FY 2022	Total
Federal	\$0	\$0	\$12,258,374	\$0	\$12,258,374
State	\$0	\$0	\$2,264,803	\$0	\$2,264,803
Local Match	\$0	\$0	\$0	\$0	\$0
Other - Section 5306	\$0	\$0	\$0	\$0	\$0
Other - Strategy PE Budget	\$0	\$0	\$0	\$0	\$0
Other - Strategy 102 Budget	\$0	\$0	\$0	\$0	\$0
Total	\$0	\$0	\$14,523,177	\$0	\$14,523,177



AMARILLO MPO - 4

FY 2019 - 2022 Transportation Improvement Program

All Figures in Year of Expenditure (YOE) Dollars

Transit Program		FY 2019			FY 2020			FY 2021		
		Federal	Match	Total	Federal	Match	Total	Federal	Match	Total
1	Sec. 5307 - Urbanized Formula >200K			\$0			\$0			\$0
2	Sec. 5307 - Urbanized Formula <200K	\$3,690,592	\$2,960,329	\$6,650,921	\$3,801,310	\$3,049,139	\$6,850,449	\$3,915,349	\$3,140,614	\$7,055,963
3	Sec. 5309 - Fixed Guideway Investment			\$0			\$0			\$0
4	Sec. 5337 - State of Good Repair			\$0			\$0			\$0
5	Sec. 5339 - Bus & Bus Facilities >200k			\$0			\$0			\$0
6	Sec. 5310-Seniors&People w/Disabilities >200k			\$0			\$0			\$0
7	Sec. 5316 - JARC >200K			\$0			\$0			\$0
8	Sec. 5317 - New Freedom >200K			\$0			\$0			\$0
9	Other FTA			\$0			\$0			\$0
10	Regionally Significant or Other (incl FHWA transfers)			\$0			\$0			\$0
Total Funds		\$3,690,592	\$2,960,329	\$6,650,921	\$3,801,310	\$3,049,139	\$6,850,449	\$3,915,349	\$3,140,614	\$7,055,963
Transportation Development Credits										
	Requested			\$0			\$0			\$0
	Awarded			\$0			\$0			\$0

All Figures in Year of Expenditure (YOE) Dollars

Transit Programs		FY 2022			Total		
		Federal	Match	Total	Federal	Match	Total
1	Sec. 5307 - Urbanized Formula >200K			\$0	\$0	\$0	\$0
2	Sec. 5307 - Urbanized Formula <200K	\$4,032,810	\$3,234,832	\$7,267,642	\$15,440,061	\$12,384,914	\$27,824,975
3	Sec. 5309 - Fixed Guideway Investment			\$0	\$0	\$0	\$0
4	Sec. 5337 - State of Good Repair			\$0	\$0	\$0	\$0
5	Sec. 5339 - Bus & Bus Facilities >200k			\$0	\$0	\$0	\$0
6	Sec. 5310-Seniors&People w/Disabilities >200k			\$0	\$0	\$0	\$0
7	Sec. 5316 - JARC >200K			\$0	\$0	\$0	\$0
8	Sec. 5317 - New Freedom >200K			\$0	\$0	\$0	\$0
9	Other FTA			\$0	\$0	\$0	\$0
10	Regionally Significant or Other (incl FHWA transfers)			\$0	\$0	\$0	\$0
Total Funds		\$4,032,810	\$3,234,832	\$7,267,642	\$15,440,061	\$12,384,914	\$27,824,975
Transportation Development Credits							
	Requested			\$0			\$0
	Awarded			\$0			\$0

Locally Funded Financial Summary

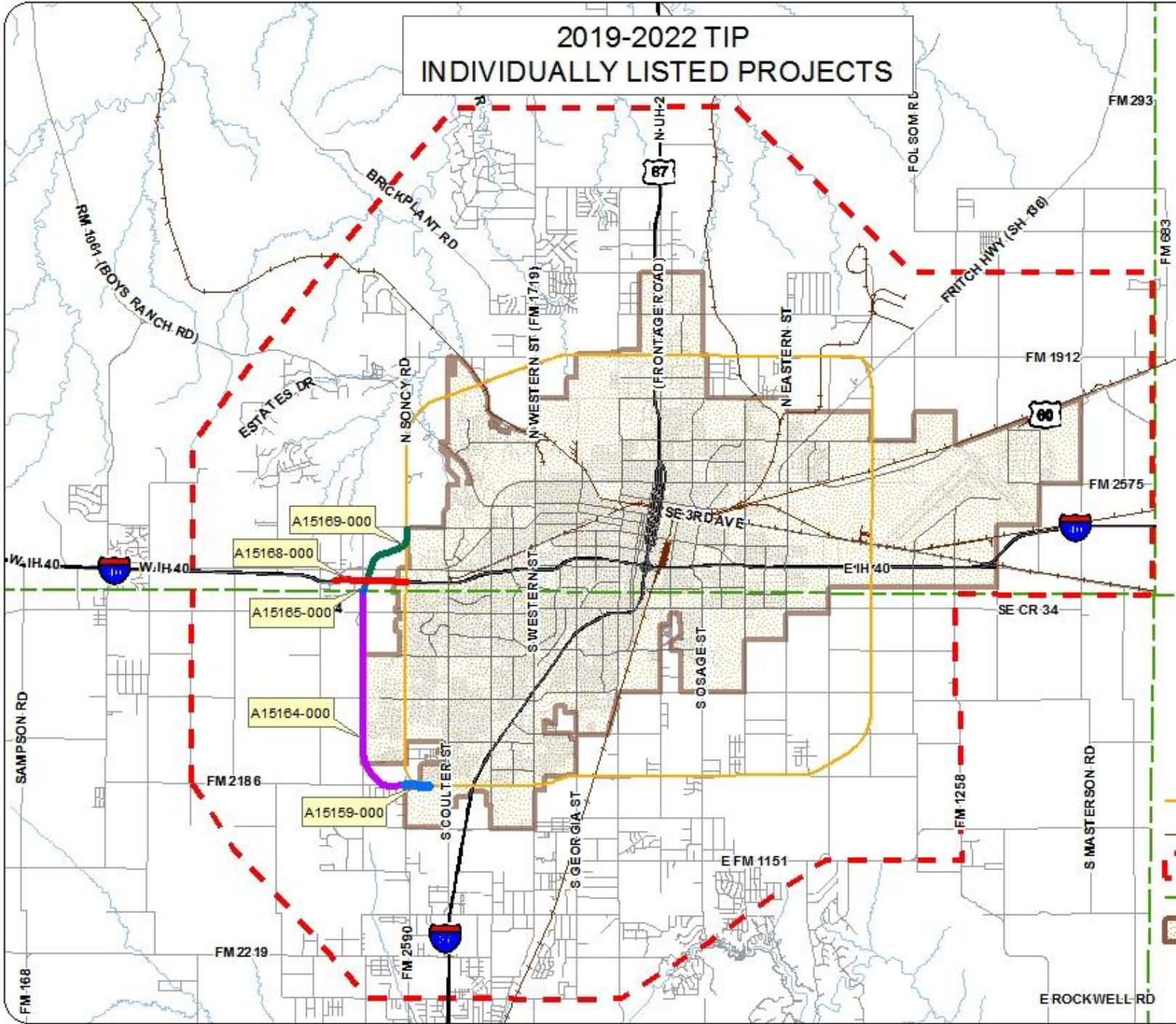
Amarillo MPO FY 2019-2022 TIP

All Figures in Year of Expenditure (YOE) Dollars

	Locally Funded Project Description	FY 2019		FY 2020		FY 2021		FY 2022		Totals	
		Allocation	Programmed	Allocation	Programmed	Allocation	Programmed	Allocation	Programmed	Allocation	Programmed
1	RESIDENTIAL STREET SEALCOATING	\$0	\$2,100,000	\$0	\$2,100,000	\$0	\$2,100,000	\$0	\$2,100,000	\$0	\$8,400,000
2	ARTERIAL OVERLAY RESURFACING	\$0	\$1,883,000	\$0	\$1,883,000	\$0	\$1,883,000	\$0	\$1,883,000	\$0	\$7,532,000
3	NEW SIGNAL INSTALLATIONS	\$0	\$135,000	\$0	\$135,000	\$0	\$135,000	\$0	\$135,000	\$0	\$540,000
4	REBUILD SIGNALIZED INTERSECTIONS	\$0	\$35,000	\$0	\$35,000	\$0	\$35,000	\$0	\$35,000	\$0	\$140,000
Total Funds		\$0	\$4,153,000	\$0	\$4,153,000	\$0	\$4,153,000	\$0	\$4,153,000	\$0	\$16,612,000

MAPS

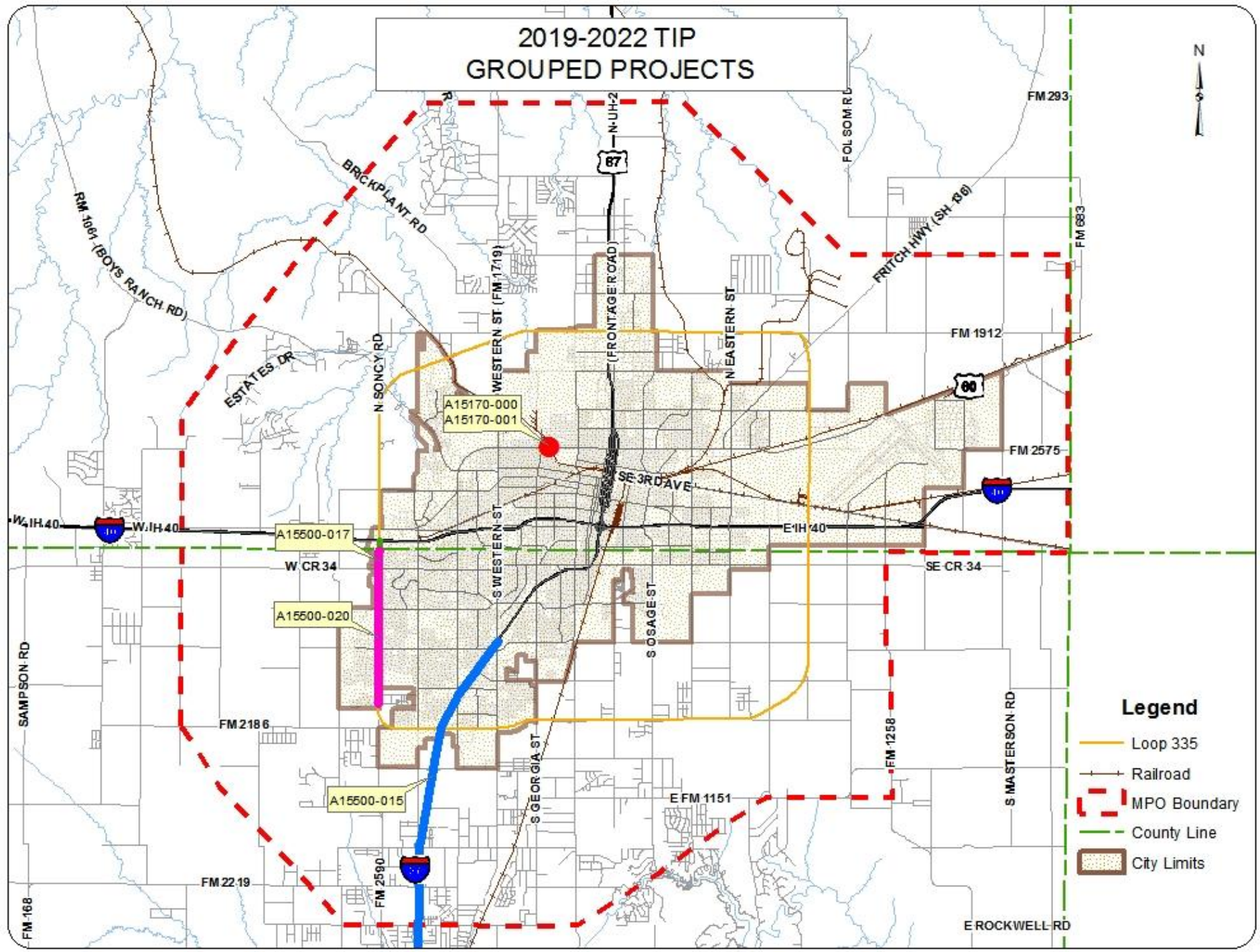
2019-2022 TIP INDIVIDUALLY LISTED PROJECTS



Legend

- Loop 335
- Railroad
- MPO Boundary
- County Line
- City Limits

2019-2022 TIP GROUPED PROJECTS



- Legend**
- Loop 335
 - Railroad
 - MPO Boundary
 - County Line
 - City Limits

APPENDIX

SUPPLEMENTAL FAST ACT COMPLIANCE DOCUMENTATION FOR METROPOLITAN & STATEWIDE TRANSPORTATION PLANNING PROCESS

1. Update Public Participation Plan (PPP) to include: a) public ports; b) private providers of transportation (including intercity bus operators, employer-based commuting programs, such as carpool program, vanpool program, transit benefits program, parking cash-out program, shuttle program, or telework program). (Ref: 23 CFR 450.316(a))

a) Amarillo's only port is Rick Husband Amarillo International Airport. This is a City department and interacts with the MPO through the regular city channels.

b) The Amarillo MPO has a mailing list that is continuously updated for meeting notices, newsletters, and various other mailings. Greyhound Bus Line and TNM&O Coaches are among those that receive our regular mailings. Also included on our mailing list are Jan Warner, a private transit provider for the elderly and disabled, and Panhandle Transit, who provides rural transit services. The Amarillo MPO also serves on a regional transit advisory group, Panhandle Regional Organization to Maximize Public Transportation (PROMPT). The Amarillo area does not currently have a parking cash-out program or transit benefits program. The most recent update to the Public Participation Plan was on October 19, 2017. Here is the link to our Public Participation Plan. <http://amarillo.gov/departments/planning-and-development-services/planning/metropolitan-planning-organization/plans-programs>

2. Demonstrate consultation with agencies involved in: a) tourism; b) natural disaster risk reduction. (Ref: 23 CFR 450.316(b))

a) The Amarillo MPO has a citizen representative from the Chamber of Commerce on our Policy Committee. The Chamber of Commerce is where the Amarillo Convention & Visitors Council is housed. The MPO is working on putting together a calendar of events for our webpage. The MPO will add links on our webpage to upcoming regional tourist activities.

b) The Amarillo MPO webpage has links to the City of Amarillo webpage where FEMA maps can be found. Amarillo MPO is also involved with the Amarillo Office of Emergency Management (OEM). The MPO has a planner in times of emergency in the Emergency Operation Center planning room. The Amarillo MPO also coordinates with the Panhandle Regional Planning Organization (PRPO), which in turn coordinates with the panhandle counties when facilities are closed down due to weather events. We have this strategy in place so travelers are not stranded in small towns but are kept in the metropolitan area, which is better equipped to handle larger amounts of people.

3. MPO(s), State(s), and the providers of public transportation shall jointly agree upon and develop specific written provisions for cooperatively developing and sharing information related to: a) transportation performance data; b) the selection of performance targets; c) the reporting of performance targets; d) the reporting of performance to be used in tracking progress toward attainment of critical outcomes for the region of the MPO & the collection of data for the State asset management plan for the NHS. (Ref: 23 CFR 450.314(h))

The Amarillo MPO has a Memorandum of Understanding (MOU) with TxDOT and Amarillo City Transit with regard to Performance Measures. Copies of the MOUs can be found in Appendix A of this supplement

4. Incorporate two new planning factors: a) Improve the resiliency and reliability of the transportation system and reduce or mitigate storm-water impacts of surface transportation; b) Enhance travel and tourism. (Ref: 23 CFR 450.206(a)(9&10) and 306(b)(9&10))

a) The Amarillo MPO has GIS mapping capabilities. This helps identify flood plains and playa lakes in the vicinity of future projects. TxDOT handles the storm-water runoff on the on-system roads. All projects are compliant with TxDOT design manual or the local public agency design guides.

b) The Amarillo MPO will add links to our website to include upcoming tourist events and also other relevant maps. We will reach out to Colleges and Universities for events they may be conducting to add in the movement of traffic. The MPO is also working with Amarillo City Transit on having links to their website as they roll out changes to their fixed route service.

5. Include consideration of intercity buses (in both MTPs and Statewide Long-Range Transportation Plans). (Ref: 23 CFR 450.216(b) and 324(f)(2))

Greyhound Bus line receives our regular MPO mailings. Greyhound has attended policy board meetings in the past and is invited to all regular meetings. Amarillo MPO also reaches out to Panhandle Transit, which is the rural transit provider in the area. Amarillo is the hub for various services for the panhandle region, and Greyhound and Panhandle Transit provide a valuable conduit for moving people and products in this area.

6. MTP includes an assessment of capital investment and other strategies to preserve the existing and future transportation system and reduce the vulnerability of the existing transportation infrastructure to natural disasters. (Ref: 23 CFR 450.324(f)(7))

The Metropolitan Transportation Plan (MTP) includes a section on existing facilities. In this section it talks about operation and maintenance. The MPO maintains a geo-database of the network and the maintenance performed on the network. This includes seal-coating local streets and overlaying arterials, reconstruction and new construction for the network. This database includes work done by City of Amarillo, TxDOT, Potter County and Randall County that is within the MPO planning boundary. In the existing facilities section of the MTP, the MPO has identified strategies to help maintain the current and future network. The MPO also wants to include Greyhound Bus lines in the conversations. Currently there is a grant request in process for a joint City of Amarillo and Greyhound transfer station that has been submitted for consideration. If this is approved the MPO will work to get it incorporated into the Transportation Improvement Program (TIP).

7. MTP includes a description of the (Federally required) performance measures and performance targets used in assessing the performance of the transportation system. (Ref: 23 CFR 450.324(f)(3))

The Safety and Transit Asset Management (TAM) performance targets will be used to evaluate how the systems are performing. The safety targets will be used to help select projects to help reduce accidents and make the network function in a safer manner. The TAMs targets will be used to keep the fleet in better running condition and make that system more reliable. As PM2

and PM3 targets are developed and adopted, they will keep the network in a better and safer overall condition. The PM3 targets will also help the system to move freight more efficiently and help with air quality.

8. MTP includes a system evaluation report evaluating the condition and performance of the transportation system with respect to the (Federally required) performance targets including progress achieved by the MPO toward the performance targets. (Ref: 23 CFR 450.324(f)(4))

Fast Act requires that the MTP include a system evaluation report. As the MPO sets targets, we will have a baseline from which to evaluate the future performance. By indentifying the targets, the MTP can start addressing these individual factors and bring about change to the system. This evaluation report can serve as both documentation and a reference for future evaluation reports.

9. STIP/TIPs include (to the maximum extent practicable) a description of the anticipated effect of the STIP and TIP toward achieving the performance targets identified by the State in the long-range statewide transportation plan and by MPO in the MTP. (Ref: 23 CFR 450.218(q) and 326(d))

The projects in the TIP include the relocation of a segment of West Loop 335 to a new corridor. One of the project's impacts is a shifting of the freight traffic from an arterial section to a controlled access facility, although in the initial stages, this will operate more like a divided four lane highway. Another impact, once fully built-out, is the elimination of through traffic within the at-grade intersections. This should reduce congestion at the intersections. These projects also provide bicycle and pedestrian facilities. While the pedestrian facilities are a separate facility, the bicycles share a lane with the automobiles.

10. STIP/TIPs include a linkage from the investment priorities in the TIP/STIP to achievement of performance targets in the plans. (Ref: 23 CFR 450.218(q) and 326(d))

The project selection process has improved by the addition of performance targets. By identifying specific targets to incorporate into the selection process the overall system will better align with the system goals. Having these targets identified at the beginning yields a greater positive impact on the whole process.

11. Statewide plan shall include a description of the performance measures & targets and a systems performance report assessing the performance of the transportation system. (Ref: 23 CFR 450.216(f)(1&2))

These are for statewide measures and targets.

12. Statewide plan and STIP updates should apply asset management principles consistent with the State Asset Management Plan for the NHS and the Transit Asset Management Plan and the Public Transportation Safety Plan in the statewide planning process. (Ref: 23 CFR 450.208(e))
N/A (State DOT)

This is for statewide plans.

REVISIONS

**Amarillo MPO
January 17, 2019 Revision
February 2019 Revision Cycle
2019-22 Transportation Improvement Program**

**AMARILLO METROPOLITAN PLANNING ORGANIZATION
POLICY COMMITTEE MEETING
January 17, 2019**

AMARILLO MPO TRANSPORTATION IMPROVEMENT PROGRAM 2019-2022			
February 2019 REVISION			
MPO ID Number	TxDOT CSJ Number	Location/Description	Revision
<i>Transit Projects</i>			
FY 2019			
A0AT01S(19)		Operating Expenses	Revised Amount
A0AT06S(19)		Preventative Maintenance (FTA Circular C9030.1D)	Revised Amount
A0AT02S(19)		Replace Bus Vehicle	Revised Amount
A0AT07S(19)		ADA	Revised Amount
A0AT02S(19)		Replace Bus Vehicle	Added Project
A0AT08S(19)		Training	Added Project
FY 2020			
A0AT02S(20)		Replace Bus Vehicle	Added Project
A0AT08S(20)		Training	Added Project
FY 2021			
NA			
FY 2022			
A0AT02S(22)		Replace Bus Vehicle	Added Project
A0AT08S(22)		Training	Added Project

FY 2019 TRANSIT PROJECT DESCRIPTIONS
AMARILLO TRANSPORTATION IMPROVEMENT PROGRAM

Amarillo		YOE = Year of Expenditure	
<u>General Project Information</u>		<u>Funding Information (YOE)</u>	
Project Sponsor	Amarillo City Transit	Federal Funding Category	5307
MPO Project Information (reference number, etc)	A0AT01S(19)	Federal (FTA) Funds	\$2,227,586
		State Funds from TxDOT	\$513,705
		Other Funds - Local Match	\$1,720,175
Apportionment Year	2019	Fiscal Year Cost	\$4,461,466
Project Phase			
Brief Project Description	Operating Expenses	Total Project Cost	\$4,461,466
		Trans. Dev. Credits Requested (Date & Amount)	\$0
Sec 5309 ID Number	N.A.	Trans. Dev. Credits Awarded	\$0
Amendment Date & Action			
<u>General Project Information</u>		<u>Funding Information (YOE)</u>	
Project Sponsor	Amarillo City Transit	Federal Funding Category	5307
MPO Project Information (reference number, etc)	A0AT06S(19)	Federal (FTA) Funds	\$623,806
		State Funds from TxDOT	\$0
		Other Funds - Local Match	\$155,952
Apportionment Year	2019	Fiscal Year Cost	\$779,758
Project Phase			
Brief Project Description	Preventative Maintenance (FTA Circular C9030.1D)	Total Project Cost	\$779,758
		Trans. Dev. Credits Requested (Date & Amount)	\$0
Sec 5309 ID Number	N.A.	Trans. Dev. Credits Awarded	\$0
Amendment Date & Action			
<u>General Project Information</u>		<u>Funding Information (YOE)</u>	
Project Sponsor	Amarillo City Transit	Federal Funding Category	5307
MPO Project Information (reference number, etc)	A0AT02S(19)	Federal (FTA) Funds	\$330,508
		State Funds from TxDOT	\$0
		Other Funds - Local Match	\$82,627
Apportionment Year	2019	Fiscal Year Cost	\$413,135
Project Phase			
Brief Project Description	Replace Bus Vehicles	Total Project Cost	\$413,135
		Trans. Dev. Credits Requested (Date & Amount)	\$0
Sec 5309 ID Number	N.A.	Trans. Dev. Credits Awarded	\$0
Amendment Date & Action			

FY 2019 TRANSIT PROJECT DESCRIPTIONS
AMARILLO TRANSPORTATION IMPROVEMENT PROGRAM

Amarillo		YOE = Year of Expenditure	
<u>General Project Information</u>		<u>Funding Information (YOE)</u>	
Project Sponsor	Amarillo City Transit	Federal Funding Category	5307
MPO Project Information (reference number, etc)	A0AT07S(19)	Federal (FTA) Funds	\$269,013
		State Funds from TxDOT	\$0
		Other Funds - Local Match	\$67,253
Apportionment Year	2019	Fiscal Year Cost	\$336,266
Project Phase			
Brief Project Description	ADA	Total Project Cost	\$336,266
		Trans. Dev. Credits Requested (Date & Amount)	\$0
Sec 5309 ID Number	N.A.	Trans. Dev. Credits Awarded	\$0
Amendment Date & Action			
<u>General Project Information</u>		<u>Funding Information (YOE)</u>	
Project Sponsor	Amarillo City Transit	Federal Funding Category	5339
MPO Project Information (reference number, etc)	A0AT02S(19)	Federal (FTA) Funds	\$0
		State Funds from TxDOT	\$292,605
		Other Funds - Local Match	\$0
Apportionment Year	2019	Fiscal Year Cost	\$365,756
Project Phase			
Brief Project Description	Replace Bus Vehicles	Total Project Cost	\$365,756
		Trans. Dev. Credits Requested (Date & Amount)	\$73,151
Sec 5309 ID Number	N.A.	Trans. Dev. Credits Awarded	\$0
Amendment Date & Action	Amarillo City Transit		
<u>General Project Information</u>		<u>Funding Information (YOE)</u>	
Project Sponsor	Amarillo City Transit	Federal Funding Category	5307
MPO Project Information (reference number, etc)	A0AT08S(19)	Federal (FTA) Funds	\$8,400
		State Funds from TxDOT	\$0
		Other Funds - Local Match	\$2,100
Apportionment Year	2019	Fiscal Year Cost	\$10,500
Project Phase			
Brief Project Description	Training	Total Project Cost	\$10,500
		Trans. Dev. Credits Requested (Date & Amount)	\$0
Sec 5309 ID Number	N.A.	Trans. Dev. Credits Awarded	\$0
Amendment Date & Action			

FY 2020 TRANSIT PROJECT DESCRIPTIONS
AMARILLO TRANSPORTATION IMPROVEMENT PROGRAM

Amarillo		YOE = Year of Expenditure	
<u>General Project Information</u>		<u>Funding Information (YOE)</u>	
Project Sponsor	Amarillo City Transit	Federal Funding Category	5304
MPO Project Information (reference number, etc)	A0AT02S(20)	Federal (FTA) Funds	\$0
		State Funds from TxDOT	\$80,000
		Other Funds - Local Match	\$20,000
Apportionment Year	2020	Fiscal Year Cost	\$100,000
Project Phase			
Brief Project Description	Replace Bus Vehicle	Total Project Cost	\$100,000
		Trans. Dev. Credits Requested	\$0
Sec 5309 ID Number	N.A.	(Date & Amount)	
		Trans. Dev. Credits Awarded	\$0
Amendment Date & Action			
<u>General Project Information</u>		<u>Funding Information (YOE)</u>	
Project Sponsor	Amarillo City Transit	Federal Funding Category	5307
MPO Project Information (reference number, etc)	A0AT08S(20)	Federal (FTA) Funds	\$8,400
		State Funds from TxDOT	\$0
		Other Funds - Local Match	\$2,100
Apportionment Year	2020	Fiscal Year Cost	\$10,500
Project Phase			
Brief Project Description	Training	Total Project Cost	\$10,500
		Trans. Dev. Credits Requested	\$0
Sec 5309 ID Number	N.A.	(Date & Amount)	
		Trans. Dev. Credits Awarded	\$0
Amendment Date & Action			

FY 2022 TRANSIT PROJECT DESCRIPTIONS
AMARILLO TRANSPORTATION IMPROVEMENT PROGRAM

Amarillo		YOE = Year of Expenditure	
<u>General Project Information</u>		<u>Funding Information (YOE)</u>	
Project Sponsor	Amarillo City Transit	Federal Funding Category	5304
MPO Project Information (reference number, etc)	A0AT02S(22)	Federal (FTA) Funds	\$0
		State Funds from TxDOT	\$80,000
		Other Funds - Local Match	\$20,000
Apportionment Year	2022	Fiscal Year Cost	\$100,000
Project Phase			
Brief Project Description	Replace Bus Vehicle	Total Project Cost	\$100,000
		Trans. Dev. Credits Requested	\$0
Sec 5309 ID Number	N.A.	(Date & Amount)	
		Trans. Dev. Credits Awarded	\$0
Amendment Date & Action			
<u>General Project Information</u>		<u>Funding Information (YOE)</u>	
Project Sponsor	Amarillo City Transit	Federal Funding Category	5307
MPO Project Information (reference number, etc)	A0AT08S(22)	Federal (FTA) Funds	\$8,400
		State Funds from TxDOT	\$0
		Other Funds - Local Match	\$2,100
Apportionment Year	2022	Fiscal Year Cost	\$10,500
Project Phase			
Brief Project Description	Training	Total Project Cost	\$10,500
		Trans. Dev. Credits Requested	\$0
Sec 5309 ID Number	N.A.	(Date & Amount)	
		Trans. Dev. Credits Awarded	\$0
Amendment Date & Action			



AMARILLO MPO - 4

FY 2019 - 2022 Transportation Improvement Program

All Figures in Year of Expenditure (YOE) Dollars

	FY 2019			FY 2020			FY 2021		
	Federal	Match	Total	Federal	Match	Total	Federal	Match	Total
1									
2	\$3,459,313	\$2,541,812	\$6,001,125	\$3,809,710	\$3,051,239	\$6,860,949	\$3,915,349	\$3,140,614	\$7,055,963
3			\$0			\$0			\$0
4			\$0			\$0			\$0
5		\$292,605	\$292,605			\$0			\$0
6			\$0			\$0			\$0
7			\$0			\$0			\$0
8			\$0			\$0			\$0
9			\$0			\$0			\$0
10			\$0			\$0			\$0
Total Funds	\$3,459,313	\$2,834,417	\$6,293,730	\$3,809,710	\$3,151,239	\$6,960,949	\$3,915,349	\$3,140,614	\$7,055,963
Transportation Development Credits Requested			\$73,151			\$0			\$0
Transportation Development Credits Awarded			\$0			\$0			\$0

All Figures in Year of Expenditure (YOE) Dollars

	FY 2022			Total		
	Federal	Match	Total	Federal	Match	Total
1			\$0			\$0
2	\$4,041,210	\$3,236,932	\$7,278,142	\$15,225,582	\$11,970,597	\$27,196,179
3			\$0			\$0
4			\$0			\$0
5			\$0			\$0
6			\$0			\$0
7			\$0			\$0
8			\$0			\$0
9			\$0			\$0
10			\$0			\$0
Total Funds	\$4,041,210	\$3,336,932	\$7,378,142	\$15,225,582	\$12,463,202	\$27,688,784
Transportation Development Credits Requested			\$0			\$73,151
Transportation Development Credits Awarded			\$0			\$0

Integration of Performance Measures into the Amarillo MPO FY 2019-FY 2022 Transportation Improvement Program

Introduction

What started out as part of Moving Ahead for Progress in the 21st Century (MAP-21) and continued in the Fixing America's Surface Transportation (FAST) Act. The State DOT's and Metropolitan Planning Organizations (MPOs) are required to move toward a performance based planning process. This process uses a project selection process with emphasis on specific planning factors. The Amarillo MPO also considers the following performance measures in addition to its scoring criteria. Under MAP-21 the States are required to set performance targets for safety, Transit Asset Management (TAM), Pavement and Bridge condition, and System performance measures.

A TIP that is amended after October 1, 2018 must meet the federal Performance Based Planning and Programming requirements to be approved. Amarillo MPO is proposing an amendment to its approved FY 2019-2022 TIP. This amendment contains only Transit revisions. These revisions are essentially revised amounts for operating and preventative maintenance with the addition of projects for replacing buses and training. All of these projects assist with achieving the TAM Targets.

Highway Safety (PM1)

The Texas Department of Transportation (TxDOT) established their safety targets to support the Strategic Highway Safety Plan (SHSP) and the Highway Safety Improvement Program (HSIP). Once the State set their safety targets the MPO's in Texas had 180 days to establish their targets. The MPO's could either adopt the TxDOT targets or establish their own targets to that would help achieve the statewide targets. The Amarillo MPO chose to adopt TxDOT's targets. These targets for 2019 are:

- Number of Fatalities: 3791.0
- Rate of Fatalities per 100 million Vehicle Miles Traveled (VMT): 1.414
- Number of Serious Injuries: 17,751.0
- Rate of Serious Injuries per 100 million VMT: 6.550
- Number of Non- Motorized Fatalities and Non-Motorized Serious Injuries: 2237.6

It is anticipated that all of the individually listed projects in the original 2019-2022 TIP have a impact on safety. There they all will aid in achieving the safety targets.

Transit Asset Management (TAM)

Performance measures were also added to address Transit agency performance. This was done primarily through the Transit Asset Management assessment and planning requirements. Amarillo City Transit (ACT) developed a TAM plan to meet this requirement. All assets owned by ACT were examined using the Federal Transit Administration (FTA) Transit Economic Requirement Model (TERM). The term scale is from one to five to determine the quality of the asset. The scale is as follows:

- | | |
|--------------|--|
| 1= Poor | The asset is critically damaged or in need of repair; well past useful life. |
| 2= Marginal | Defective or deteriorated in need of replacement; exceeded useful life. |
| 3= Adequate | Moderately deteriorated or defective; has not exceeded useful life. |
| 4= Good | Good Condition, no longer new, may be slightly defective/deteriorated but is functional. |
| 5= Excellent | No visible defects, new or near new, may still be under warranty if applicable. |

An asset is deemed to be in good repair if it has a rating of 3,4, or 5 on this scale. Similarly, a facility is deemed not to be in good repair if it has a rating or 1 or 2. Using this scale ACT evaluated rolling stock, equipment, and facilities. The results are listing below:

- ACT has three buses currently past their useful life. The plan is to purchase 6 new buses to replace the 3 past their useful life and add 3 additional buses.
- ACT will replace one maintenance truck this year and purchase two additional support vehicles. This will meet the goal of 22%.
- ACT will renovate their bus wash facility, with this action all of their facilities will be above 3 on the TERM scale.

The TAM targets for the 2019 year are listed below:

- Rolling Stock 0%
- Equipment 22%
- Facilities 0%

Pavement and Bridge Condition (PM2)

Amarillo MPO will prioritize projects that support the adopted TxDOT performance measures and targets to maintain the condition of roads and bridges. The road pavement and bridge performance targets are found below:

Performance Measure	Baseline	2020 Target	2022 Target
Pavement on IH			
% in "good" Condition			66.40%
% in "poor" Condition			0.30%
Pavement on non-IH NHS			
% in "good" Condition	54.40%	52.00%	52.30%
% in "poor" Condition	13.80%	14.30%	14.30%

Performance Measure	Baseline	2020 Target	2022 Target
NHS Bridge Deck Condition			
% in "poor" Condition	0.88%	0.80%	0.80%
% in "good" Condition	50.63%	50.58%	50.42%

The projects contained in the original FY 2019-2022 TIP, as well as the MPO’s Grouped CSJ projects include:

- The project to reconstruct the 2nd level of IH 40 at SL 335
- The tie in project to construct a grade separation at SL 335 and FM 2590
- Overlay on IH 27 from Western St to North of IH 27/ US 60 interchange
- Overlay of SL 335 from 81st Ave to IH 40

System Performance Measures (PM3)

Amarillo MPO will prioritize projects that support the adopted TxDOT performance measures and targets to maintain system performance. The system performance targets are found below:

Performance Measure	Statewide Baseline	2020 Target	2022 Target
National Highway System Travel Time Reliability			

Interstate Highway System Level of Travel Time Reliability	79.6%	61.2%	56.6%
Non-Interstate Level of Travel Time Reliability	n/a	n/a	55.4%
Truck Travel Time Reliability	1.50	1.70	1.79

Amarillo MPO will prioritize projects with a level of Travel Time Reliability and Truck Travel Time Reliability has shown above.

Conclusion

The Amarillo MPO had originally adopted Safety Measures and Targets in January 2018 and readopted in January 2019; and adopted the City of Amarillo’s transit state of good repair targets on July 19, 2018, then adopted the 2019 state of good repair targets on January the 17, 2019. The PM2 Road and Bridge targets were adopted in October of 2018. The PM3 System performance targets were adopted in December of 2018. The Amarillo MPO Transportation Policy Committee is committed to support, plan and program funding for projects and programs that contribute to the accomplishments of the performance targets. The MPO, along with its partners will continue to monitor the established targets for all performance measures and report achievements in accordance with scheduled reporting periods.

**Amarillo MPO
October 17, 2019 Revision
November 2019 Revision Cycle
2019-22 Transportation Improvement Program**

**AMARILLO METROPOLITAN PLANNING ORGANIZATION
POLICY COMMITTEE MEETING
October 17, 2019**

AMARILLO MPO TRANSPORTATION IMPROVEMENT PROGRAM 2019-2022			
November 2019 REVISION			
MPO ID Number	TxDOT CSJ Number	Location/Description	Revision
<i>Transit Projects</i>			
FY 2019			
A20T03S(19)		Replace Para-Transit Vehicle	Added Project
FY 2020			
A20T01S(20)		Operating Expenses	Revised Amount
A20T06S(20)		Preventative Maintenance (FTA Circular C9030.1D)	Revised Amount
A20T03S(20)		Replace Para-Transit Vehicle	Revised Amount
A20T08S(20)		ADA Para-Transit Service	Revised Amount
A0AT07S(20)		Training	Revised Amount
A20T09S(20)		Transfer Facility Replacement	Added Project
A20T02S(20)		Replace Bus Vehicle	Remove Project
FY 2021			
A20T01S(21)		Operating Expenses	Revised Amount
A20T06S(21)		Preventative Maintenance (FTA Circular C9030.1D)	Revised Amount
A20T03S(21)		Replace Para-Transit Vehicle	Revised Amount
A20T08S(21)		ADA Para-Transit Service	Revised Amount
A20T03S(21)		Replace Para-Transit Vehicle	Revised Amount
A20T09S(21)		Transfer Facility Replacement	Added Project
A0AT07S(21)		Training	Revised Amount
FY 2022			

AMARILLO MPO TRANSPORTATION IMPROVEMENT PROGRAM 2019-2022**November 2019 REVISION**

MPO ID Number	TxDOT CSJ Number	Location/Description	Revision
A20T01S(22)		Operating Expenses	Revised Amount
A20T06S(22)		Preventative Maintenance (FTA Circular C9030.1D)	Revised Amount
A20T03S(22)		Replace Para-Transit Vehicle	Revised Amount
A20T08S(22)		ADA Para-Transit Service	Revised Amount
A20T03S(22)		Replace Para-Transit Vehicle	Added Project
A0AT07S(22)		Training	Revised Amount
A20T02S(22)		Replace Bus Vehicle	Remove Project

FY 2019 TRANSIT PROJECT DESCRIPTIONS

AMARILLO TRANSPORTATION IMPROVEMENT PROGRAM

Amarillo			YOE = Year of Expenditure
<u>General Project Information</u>		<u>Funding Information (YOE)</u>	
Project Sponsor	Amarillo City Transit	Federal Funding Category	5339
MPO Project Information (reference number, etc)	A20T03S(19)	Federal (FTA) Funds	\$0
		State Funds from TxDOT	\$290,172
		Other Funds - Local Match	\$0
Apportionment Year	2019	Fiscal Year Cost	\$341,379
Project Phase			
Brief Project Description	Replace Para-Transit Vehicle	Total Project Cost	\$341,379
		Trans. Dev. Credits Requested (Date & Amount)	\$51,207
Sec 5309 ID Number	N.A.	Trans. Dev. Credits Awarded	\$0
Amendment Date & Action			

FY 2020 TRANSIT PROJECT DESCRIPTIONS
AMARILLO TRANSPORTATION IMPROVEMENT PROGRAM

Amarillo		YOE = Year of Expenditure	
<u>General Project Information</u>		<u>Funding Information (YOE)</u>	
Project Sponsor	Amarillo City Transit	Federal Funding Category	5307
MPO Project Information (reference number, etc)	A20T01S(20)	Federal (FTA) Funds	\$2,167,827
		State Funds from TxDOT	\$521,928
		Other Funds - Local Match	\$1,645,902
Apportionment Year	2020	Fiscal Year Cost	\$4,335,657
Project Phase			
Brief Project Description	Operating Expenses	Total Project Cost	\$4,335,654
		Trans. Dev. Credits Requested	\$0
Sec 5309 ID Number	N.A.	(Date & Amount)	
Amendment Date & Action		Trans. Dev. Credits Awarded	
<u>General Project Information</u>		<u>Funding Information (YOE)</u>	
Project Sponsor	Amarillo City Transit	Federal Funding Category	5307
MPO Project Information (reference number, etc)	A20T06S(20)	Federal (FTA) Funds	\$780,404
		State Funds from TxDOT	\$0
		Other Funds - Local Match	\$195,101
Apportionment Year	2020	Fiscal Year Cost	\$975,505
Project Phase			
Brief Project Description	Preventative Maintenance (FTA Circular C9030.1D)	Total Project Cost	\$975,505
		Trans. Dev. Credits Requested	\$0
Sec 5309 ID Number	N.A.	(Date & Amount)	
Amendment Date & Action		Trans. Dev. Credits Awarded	\$0
<u>General Project Information</u>		<u>Funding Information (YOE)</u>	
Project Sponsor	Amarillo City Transit	Federal Funding Category	5307
MPO Project Information (reference number, etc)	A20T03S(20)	Federal (FTA) Funds	\$211,404
		State Funds from TxDOT	\$0
		Other Funds - Local Match	\$37,307
Apportionment Year	2020	Fiscal Year Cost	\$248,711
Project Phase			
Brief Project Description	Replace Para transit Vehicles	Total Project Cost	\$248,711
		Trans. Dev. Credits Requested	\$0
Sec 5309 ID Number	N.A.	(Date & Amount)	
Amendment Date & Action		Trans. Dev. Credits Awarded	\$0

FY 2020 TRANSIT PROJECT DESCRIPTIONS
AMARILLO TRANSPORTATION IMPROVEMENT PROGRAM

Amarillo		YOE = Year of Expenditure	
<u>General Project Information</u>		<u>Funding Information (YOE)</u>	
Project Sponsor	Amarillo City Transit	Federal Funding Category	5307
MPO Project Information (reference number, etc)	A20T08S(20)	Federal (FTA) Funds	\$273,060
		State Funds from TxDOT	\$0
		Other Funds - Local Match	\$68,265
Apportionment Year	2020	Fiscal Year Cost	\$341,325
Project Phase			
Brief Project Description	ADA Para transit Service	Total Project Cost	\$341,325
		Trans. Dev. Credits Requested (Date & Amount)	\$0
Sec 5309 ID Number	N.A.	Trans. Dev. Credits Awarded	\$0
Amendment Date & Action			
<u>General Project Information</u>		<u>Funding Information (YOE)</u>	
Project Sponsor	Amarillo City Transit	Federal Funding Category	5307
MPO Project Information (reference number, etc)	A20T07S(20)	Federal (FTA) Funds	\$8,400
		State Funds from TxDOT	\$0
		Other Funds - Local Match	\$2,100
Apportionment Year	2020	Fiscal Year Cost	\$10,500
Project Phase			
Brief Project Description	Training	Total Project Cost	\$10,500
		Trans. Dev. Credits Requested (Date & Amount)	\$0
Sec 5309 ID Number	N.A.	Trans. Dev. Credits Awarded	\$0
Amendment Date & Action	Amarillo City Transit		
<u>General Project Information</u>		<u>Funding Information (YOE)</u>	
Project Sponsor	Amarillo City Transit	Federal Funding Category	BUILD Competitive
MPO Project Information (reference number, etc)	A20T09S(20)	Federal (FTA) Funds	\$928,480
		State Funds from TxDOT	\$0
		Other Funds - Local Match	\$0
Apportionment Year	2020	Fiscal Year Cost	\$928,480
Project Phase			
Brief Project Description	Transfer Facility Replacement	Total Project Cost	\$928,480
		Trans. Dev. Credits Requested (Date & Amount)	\$0
Sec 5309 ID Number	N.A.	Trans. Dev. Credits Awarded	\$0
Amendment Date & Action			

FY 2020 TRANSIT PROJECT DESCRIPTIONS
AMARILLO TRANSPORTATION IMPROVEMENT PROGRAM

Amarillo		YOE = Year of Expenditure	
<u>General Project Information</u>		<u>Funding Information (YOE)</u>	
Project Sponsor	Amarillo City Transit	Federal Funding Category	5304
MPO Project Information (reference number, etc)	T02	Federal (FTA) Funds	\$0
Apportionment Year	2020	State Funds from xDO	\$80,000
Project Phase		Other Funds Local Match	\$20,000
Brief Project Description	Replace Bus Vehicle	Fiscal Year Cost	\$100,000
Sec 5309 ID Number	N.A.	Total Project Cost	\$100,000
Amendment Date & Action		Trans. Dev. Credits Requested (Date & Amount)	\$0
		Trans. Dev. Credits Awarded	\$0

REMOVE

FY 2021 TRANSIT PROJECT DESCRIPTIONS
AMARILLO TRANSPORTATION IMPROVEMENT PROGRAM

Amarillo		YOE = Year of Expenditure	
<u>General Project Information</u>		<u>Funding Information (YOE)</u>	
Project Sponsor	Amarillo City Transit	Federal Funding Category	5307
MPO Project Information (reference number, etc)	A20T01S(21)	Federal (FTA) Funds	\$2,211,184
		State Funds from TxDOT	\$532,367
		Other Funds - Local Match	\$1,678,820
Apportionment Year	2021	Fiscal Year Cost	\$4,422,371
Project Phase			
Brief Project Description	Operating Expenses	Total Project Cost	\$4,422,371
		Trans. Dev. Credits Requested (Date & Amount)	\$0
Sec 5309 ID Number	N.A.	Trans. Dev. Credits Awarded	\$0
Amendment Date & Action			
<u>General Project Information</u>		<u>Funding Information (YOE)</u>	
Project Sponsor	Amarillo City Transit	Federal Funding Category	5307
MPO Project Information (reference number, etc)	A20T06S(21)	Federal (FTA) Funds	780,404
		State Funds from TxDOT	\$0
		Other Funds - Local Match	\$195,101
Apportionment Year	2021	Fiscal Year Cost	\$975,505
Project Phase			
Brief Project Description	Preventative Maintenance (FTA Circular C9030.1D)	Total Project Cost	\$975,505
		Trans. Dev. Credits Requested (Date & Amount)	\$0
Sec 5309 ID Number	N.A.	Trans. Dev. Credits Awarded	\$0
Amendment Date & Action	Amarillo City Transit		
<u>General Project Information</u>		<u>Funding Information (YOE)</u>	
Project Sponsor	Amarillo City Transit	Federal Funding Category	5307
MPO Project Information (reference number, etc)	A20T03S(21)	Federal (FTA) Funds	\$330,508
		State Funds from TxDOT	\$0
		Other Funds - Local Match	\$82,627
Apportionment Year	2021	Fiscal Year Cost	\$413,135
Project Phase			
Brief Project Description	Replace Para-Transit Vehicles	Total Project Cost	\$413,135
		Trans. Dev. Credits Requested (Date & Amount)	\$0
Sec 5309 ID Number	N.A.	Trans. Dev. Credits Awarded	\$0
Amendment Date & Action			

FY 2021 TRANSIT PROJECT DESCRIPTIONS
AMARILLO TRANSPORTATION IMPROVEMENT PROGRAM

Amarillo		YOE = Year of Expenditure	
<u>General Project Information</u>		<u>Funding Information (YOE)</u>	
Project Sponsor	Amarillo City Transit	Federal Funding Category	5307
MPO Project Information (reference number, etc)	A20T08S(21)	Federal (FTA) Funds	\$278,521
		State Funds from TxDOT	\$0
		Other Funds - Local Match	\$69,630
Apportionment Year	2021	Fiscal Year Cost	\$348,151
Project Phase			
Brief Project Description	ADA Para-transit Service	Total Project Cost	\$348,151
		Trans. Dev. Credits Requested (Date & Amount)	\$0
Sec 5309 ID Number	N.A.	Trans. Dev. Credits Awarded	\$0
Amendment Date & Action			
<u>General Project Information</u>		<u>Funding Information (YOE)</u>	
Project Sponsor	Amarillo City Transit	Federal Funding Category	5339
MPO Project Information (reference number, etc)	A20T03S(21)	Federal (FTA) Funds	\$0
		State Funds from TxDOT	\$350,000
		Other Funds - Local Match	\$0
Apportionment Year	2021	Fiscal Year Cost	\$370,000
Project Phase			
Brief Project Description	Replace Para-Transit Vehicles	Total Project Cost	\$370,000
		Trans. Dev. Credits Requested (Date & Amount)	\$20,000
Sec 5309 ID Number	N.A.	Trans. Dev. Credits Awarded	\$0
Amendment Date & Action	Amarillo City Transit		
<u>General Project Information</u>		<u>Funding Information (YOE)</u>	
Project Sponsor	Amarillo City Transit	Federal Funding Category	BUILD Competitive
MPO Project Information (reference number, etc)	A20T09S(21)	Federal (FTA) Funds	\$9,754,120
		State Funds from TxDOT	\$0
		Other Funds - Local Match	\$0
Apportionment Year	2021	Fiscal Year Cost	\$9,754,120
Project Phase			
Brief Project Description	Transfer Facility Replacement	Total Project Cost	\$9,754,120
		Trans. Dev. Credits Requested (Date & Amount)	\$0
Sec 5309 ID Number	N.A.	Trans. Dev. Credits Awarded	\$0
Amendment Date & Action			

FY 2021 TRANSIT PROJECT DESCRIPTIONS

AMARILLO TRANSPORTATION IMPROVEMENT PROGRAM

Amarillo			YOE = Year of Expenditure
<u>General Project Information</u>		<u>Funding Information (YOE)</u>	
Project Sponsor	Amarillo City Transit	Federal Funding Category	5307
MPO Project Information (reference number, etc)	A20T07S(21)	Federal (FTA) Funds	8,400
		State Funds from TxDOT	\$0
		Other Funds - Local Match	\$2,100
Apportionment Year	2021	Fiscal Year Cost	\$10,500
Project Phase			
Brief Project Description	Training	Total Project Cost	\$10,500
		Trans. Dev. Credits Requested	\$0
Sec 5309 ID Number	N.A.	(Date & Amount)	
		Trans. Dev. Credits Awarded	\$0
Amendment Date & Action			

FY 2022 TRANSIT PROJECT DESCRIPTIONS
AMARILLO TRANSPORTATION IMPROVEMENT PROGRAM

Amarillo		YOE = Year of Expenditure	
<u>General Project Information</u>		<u>Funding Information (YOE)</u>	
Project Sponsor	Amarillo City Transit	Federal Funding Category	5307
MPO Project Information (reference number, etc)	A20T01S(22)	Federal (FTA) Funds	\$2,254,540
		State Funds from TxDOT	\$542,805
		Other Funds - Local Match	\$1,711,738
Apportionment Year	2022	Fiscal Year Cost	\$4,509,083
Project Phase			
Brief Project Description	Operating Expenses	Total Project Cost	\$4,509,083
		Trans. Dev. Credits Requested (Date & Amount)	\$0
Sec 5309 ID Number	N.A.	Trans. Dev. Credits Awarded	\$0
Amendment Date & Action			
<u>General Project Information</u>		<u>Funding Information (YOE)</u>	
Project Sponsor	Amarillo City Transit	Federal Funding Category	5307
MPO Project Information (reference number, etc)	A20T06S(22)	Federal (FTA) Funds	\$795,706
		State Funds from TxDOT	\$0
		Other Funds - Local Match	\$198,927
Apportionment Year	2022	Fiscal Year Cost	\$994,633
Project Phase			
Brief Project Description	Preventative Maintenance (FTA Circular C9030.1D)	Total Project Cost	\$994,633
		Trans. Dev. Credits Requested (Date & Amount)	\$0
Sec 5309 ID Number	N.A.	Trans. Dev. Credits Awarded	\$0
Amendment Date & Action	Amarillo City Transit		
<u>General Project Information</u>		<u>Funding Information (YOE)</u>	
Project Sponsor	Amarillo City Transit	Federal Funding Category	5307
MPO Project Information (reference number, etc)	A20T03S(22)	Federal (FTA) Funds	\$283,982
		State Funds from TxDOT	\$0
		Other Funds - Local Match	\$70,996
Apportionment Year	2022	Fiscal Year Cost	\$354,978
Project Phase			
Brief Project Description	Replace Para-Transit Vehicles	Total Project Cost	\$354,978
		Trans. Dev. Credits Requested (Date & Amount)	\$0
Sec 5309 ID Number	N.A.	Trans. Dev. Credits Awarded	\$0
Amendment Date & Action			

FY 2022 TRANSIT PROJECT DESCRIPTIONS
AMARILLO TRANSPORTATION IMPROVEMENT PROGRAM

Amarillo		YOE = Year of Expenditure	
<u>General Project Information</u>		<u>Funding Information (YOE)</u>	
Project Sponsor	Amarillo City Transit	Federal Funding Category	5307
MPO Project Information (reference number, etc)	A20T08S(22)	Federal (FTA) Funds	\$283,982
		State Funds from TxDOT	\$0
		Other Funds - Local Match	\$70,996
Apportionment Year	2022	Fiscal Year Cost	\$354,978
Project Phase			
Brief Project Description	ADA Para transit Service	Total Project Cost	\$354,978
		Trans. Dev. Credits Requested (Date & Amount)	\$0
Sec 5309 ID Number	N.A.	Trans. Dev. Credits Awarded	\$0
Amendment Date & Action			
<u>General Project Information</u>		<u>Funding Information (YOE)</u>	
Project Sponsor	Amarillo City Transit	Federal Funding Category	5339
MPO Project Information (reference number, etc)	A20T03S(22)	Federal (FTA) Funds	\$0
		State Funds from TxDOT	\$350,000
		Other Funds - Local Match	\$0
Apportionment Year	2022	Fiscal Year Cost	\$370,000
Project Phase			
Brief Project Description	Replace Para-Transit Vehicles	Total Project Cost	\$370,000
		Trans. Dev. Credits Requested (Date & Amount)	\$20,000
Sec 5309 ID Number	N.A.	Trans. Dev. Credits Awarded	\$0
Amendment Date & Action	Amarillo City Transit		
<u>General Project Information</u>		<u>Funding Information (YOE)</u>	
Project Sponsor	Amarillo City Transit	Federal Funding Category	5307
MPO Project Information (reference number, etc)	A20T07S(22)	Federal (FTA) Funds	\$8,400
		State Funds from TxDOT	\$0
		Other Funds - Local Match	\$2,100
Apportionment Year	2022	Fiscal Year Cost	\$10,500
Project Phase			
Brief Project Description	Training	Total Project Cost	\$10,500
		Trans. Dev. Credits Requested (Date & Amount)	\$0
Sec 5309 ID Number	N.A.	Trans. Dev. Credits Awarded	\$0
Amendment Date & Action			

FY 2022 TRANSIT PROJECT DESCRIPTIONS
AMARILLO TRANSPORTATION IMPROVEMENT PROGRAM

Amarillo			YOE = Year of Expenditure
<u>General Project Information</u>		<u>Funding Information (YOE)</u>	
Project Sponsor	Amarillo City Transit	Federal Funding Category	5304
MPO Project Information (reference number, etc)	A20T02S(22)	Federal (FTA) Funds	\$0
Apportionment Year	2022	State Funds from TxDOT	\$80,000
Project Phase		Other Funds	\$20,000
Brief Project Description	Replace Bus Vehicle	Fiscal Year Cost	\$100,000
Sec 5309 ID Number	N.A.	Total Project Cost	\$100,000
Amendment Date & Action		Trans. Dev. Credits Requested	\$0
		(Date & Amount)	
		Trans. Dev. Credits Awarded	\$0

REMOVE



AMARILLO MPO - 4

FY 2019 - 2022 Transportation Improvement Program

All Figures in Year of Expenditure (YOE) Dollars

Transit Program	FY 2019			FY 2020			FY 2021		
	Federal	Match	Total	Federal	Match	Total	Federal	Match	Total
1 Sec. 5307 - Urbanized Formula >200K			\$0			\$0			\$0
2 Sec. 5307 - Urbanized Formula <200K	\$3,459,313	\$2,541,812	\$6,001,125	\$3,787,407	\$2,555,681	\$6,343,088	\$3,959,538	\$2,648,275	\$6,607,813
3 Sec. 5309 - Fixed Guideway Investment			\$0			\$0			\$0
4 Sec. 5337 - State of Good Repair		\$582,777	\$582,777	\$928,480		\$928,480	\$8,825,640	\$350,000	\$9,175,640
5 Sec. 5339 - Bus & Bus Facilities >200K			\$0			\$0			\$0
6 Sec. 5310-Seniors&People w/Disabilities >200K			\$0			\$0			\$0
7 Sec. 5316 - JARC >200K			\$0			\$0			\$0
8 Sec. 5317 - New Freedom >200K			\$0			\$0			\$0
9 Other FTA			\$0			\$0			\$0
Regionally Significant or Other (incl FHWA transfers)			\$0			\$0			\$0
Total Funds	\$3,459,313	\$3,124,589	\$6,583,902	\$4,715,887	\$2,555,681	\$7,271,568	\$12,785,178	\$2,998,275	\$15,783,453
Transportation Development Credits Requested			\$124,358						\$20,000
Transportation Development Credits Awarded			\$0			\$0			\$0

All Figures in Year of Expenditure (YOE) Dollars

Transit Programs	FY 2022			Total		
	Federal	Match	Total	Federal	Match	Total
1 Sec. 5307 - Urbanized Formula >200K			\$0	\$0	\$0	\$0
2 Sec. 5307 - Urbanized Formula <200K	\$3,987,647	\$2,687,821	\$6,675,468	\$15,193,905	\$10,433,589	\$25,627,494
3 Sec. 5309 - Fixed Guideway Investment			\$0	\$0	\$0	\$0
4 Sec. 5337 - State of Good Repair		\$350,000	\$350,000	\$9,754,120	\$1,282,777	\$11,036,897
5 Sec. 5339 - Bus & Bus Facilities >200K			\$0	\$0	\$0	\$0
6 Sec. 5310-Seniors&People w/Disabilities >200K			\$0	\$0	\$0	\$0
7 Sec. 5316 - JARC >200K			\$0	\$0	\$0	\$0
8 Sec. 5317 - New Freedom >200K			\$0	\$0	\$0	\$0
9 Other FTA			\$0	\$0	\$0	\$0
Regionally Significant or Other (incl FHWA transfers)			\$0	\$0	\$0	\$0
Total Funds	\$3,987,647	\$3,037,821	\$7,025,468	\$24,948,025	\$11,716,366	\$36,664,391
Transportation Development Credits Requested			\$20,000			\$164,358
Transportation Development Credits Awarded			\$0			\$0

**AMARILLO METROPOLITAN PLANNING ORGANIZATION
POLICY COMMITTEE MEETING
October 17, 2019**

AMARILLO MPO TRANSPORTATION IMPROVEMENT PROGRAM 2019-2022

November 2019 Revision Cycle

October 17, 2019

<i>MPO ID Number</i>	<i>TxDOT CSJ Number</i>	<i>Location/Description</i>	<i>Revision</i>
Roadway Projects			
<i>FY 2019</i>			
<i>FY 2020</i>			
A20040-001	0275-01-199	IH 40 from BI 40-D to FM 2590 (Sony Road); B-2 Phase II: Reconstruct IH 40 2 nd Level Mainlane bridge at SL 335 and Frontage Rd box	Revised
A20001-001	2635-06-002	IH-40 From BI 40-D to FM 2590 North (Sony Road); B-2 Phase II: Construct Frontage roads for Future Freeway	Revised
A20001-002	2635-04-037	SL 335 From FM 2590 North to SW 9 th Ave; B-2 Phase II: Construct Frontage roads for Future Freeway	Revised
A20500-011	2635-01-038	SL 335 From IH 40 to South of SH 136: Surfacing/Roadway restoration	Add Project
A20500-012	1480-02-033	FM 1541 From IH 27 to SL 335: Surfacing/Roadway restoration	Add Project
A20505-001	0275-01-205	IH 40 At Paramount-Julian/Wolflin; BMIP: Remove ACP Overlay, Replace Joints, Install Concrete Overlay, Repair Substructure	Add Project
A20505-002	0275-01-206	IH 40 At Paramount-Julian/Wolflin; BMIP: Remove ACP Overlay, Replace Joints, Install Concrete Overlay, Repair Substructure	Add Project
A20505-003	0275-01-207	IH 40 At Georgia St; BMIP: Remove ACP Overlay, Replace Joints, Install Concrete Overlay, Paint Steel Beams, Repair Substructure	Add Project
A20505-004	0275-01-208	IH 40 At Georgia St; BMIP: Remove ACP Overlay, Replace Joints, Install Concrete Overlay, Paint Steel Beams, Repair Substructure	Add Project
A20505-005	0275-01-209	IH 40 At Western St; BMIP: Remove ACP Overlay, Replace Joints, Install Concrete Overlay, Paint Steel Beams, Repair Substructure	Add Project
A20505-006	0275-01-210	IH 40 At Western St; BMIP: Remove ACP Overlay, Replace Joints, Install Concrete Overlay, Paint Steel Beams, Repair Substructure	Add Project

AMARILLO MPO TRANSPORTATION IMPROVEMENT PROGRAM 2019-2022

November 2019 Revision Cycle

October 17, 2019

<i>MPO ID Number</i>	<i>TxDOT CSJ Number</i>	<i>Location/Description</i>	<i>Revision</i>
A20505-007	0275-01-211	IH 40 At Coulter St; BMIP: Remove ACP Overlay, Replace Joints, Install Concrete Overlay, Paint Steel Beams, Repair Substructure	Add Project
A20505-008	0275-01-212	IH 40 At Coulter St; BMIP: Remove ACP Overlay, Replace Joints, Install Concrete Overlay, Paint Steel Beams, Repair Substructure	Add Project
FY 2021			
A20002-001	2635-03-024	SL 335 from FM 2590 to West of Coulter;	Revised
A200020-003	0168-09-181	IH 27 from 45th to Potter Co Line; Freeway Operational Improvements, 2" Mill ACP; 4" SMA Overlay	Add Project
A200020-004	0168-10-078	IH 27 from Randall Co Line to IH 40; Freeway Operational Improvements, 2" Mill ACP; 4" SMA Overlay	Add Project
A200020-005	0168-09-180	IH 27 From .058 miles south of 45th Ave to Potter Co Line; 2017 HSIP - Convert Median Barrier & Safety Lighting	Add Project
A200020-006	0168-10-077	IH 27 From Randall Co. Line to .2 miles South IH40; 2017 HSIP - Convert Median Barrier & Safety Lighting	Add Project
FY 2022			
A20500-002	0067-17-029	IH 27 From .478 Miles Se of US 60 to .914 miles North of US 60; 2017 HSIP-Improve Guardrail to Design Standards	Add Project
A20500-003	0168-09-177	IH 27 From .914 Miles North of US 60 to 2.836 miles SW of FM 1541; 2017 HSIP-Improve Guardrail to Design Standards	Add Project
A20500-004	0067-17-030	IH 27 From .478 Miles Se of US 60 to .914 miles North of US 60; 2017 HSIP Improve Median Barrier	Add Project
A20500-005	0168-09-179	IH 27 From .914 Miles North of US 60 to 2.836 miles SW of FM 1541; 2017 HSIP Improve Median Barrier	Add Project
A20500-006	0067-17-031	IH 27 From .478 Miles Se of US 60 to .914 miles North of US 60; 2017 HSIP Install Impact attenuation system	Add Project
A20500-007	0168-09-178	IH 27 From .914 Miles North of US 60 to 2.836 miles SW of FM 1541; 2017 HSIP Install Impact attenuation system	Add Project
A20505-009	0090-06-046	BI 40-D at Hill School Pedestrian Crossing; Bridge Maintenance	Add Project

AMARILLO MPO TRANSPORTATION IMPROVEMENT PROGRAM 2019-2022

November 2019 Revision Cycle

October 17, 2019

<i>MPO ID Number</i>	<i>TxDOT CSJ Number</i>	<i>Location/Description</i>	<i>Revision</i>
A20500-008	2635-01-042	SL 335 From Whitaker To Bennet; Reconstruct IC at SL 335, SH 136; New Ramps & realign Existing ramps	Add Project
A20500-009	0379-03-027	SH 136 From Folsom to .2 Miles S of SL 335; Traffic Control Devices: signs Illumination, Etc.	Add Project
A20500-010	0379-03-026	SH 135 At FM 1912 , 2018 HSIP realign intersection	Add Project
A20500-013	0168-09-165	IH 27 From Western St to North of IH 27/US 60 Interchange: Surfacing/Roadway Restoration	Add Project

Individual Listed Projects

Grouped Projects That Do Not Require Action

THURSDAY, OCTOBER 24, 2019
08:22:19 AM

STATEWIDE TRANSPORTATION IMPROVEMENT PROGRAM
AMARILLO MPO - HIGHWAY PROJECTS
FY 2020

2019-2022 STIP		11/2019 Revision: Revising						
DISTRICT	MPO	COUNTY	CSJ	TIP FY	HWY	PHASE	CITY	YOE COST
AMARILLO	AMARILLO	POTTER	2635-04-037	2020	SL 335	C,E	AMARILLO	\$ 11,309,421
LIMITS FROM FM 2590 NORTH								PROJECT SPONSOR
LIMITS TO SW 9TH								REVISION DATE 11/2019
PROJECT B-2 PHASE II: CONSTRUCT 2 - LANE FRT RDS FOR FUTURE FREEWAY								MPO PROJ NUM A20001-002
DESCR								FUNDING CAT(S) 1,2U
REMARKS CSJ 0904-02-041 has changed and split to CSJs 2635-P7 06-002 and 2364-04-037		PROJECT B-2 FULL BUILD 0904-11-058, 0904-02-038, and 0275-01-178		HISTORY B-2 PHASE II CONSTRUCT FRONTAGE RDS FOR FREEWAY REPLACES 0904-02-041				
TOTAL PROJECT COST INFORMATION			AUTHORIZED FUNDING BY CATEGORY/SHARE					
PREL ENG \$	504,701	CATEGORY	FEDERAL	STATE	REGIONAL	LOCAL	LC	TOTAL
ROW PURCH \$	0	1	\$ 967,537	\$ 241,884	\$ 0	\$ 0	0	\$ 1,209,421
CONSTR \$	10,300,019	2U	\$ 8,080,000	\$ 2,020,000	\$ 0	\$ 0	0	\$ 10,100,000
CONST ENG \$	504,701	TOTAL	\$ 9,047,537	\$ 2,261,884	\$ 0	\$ 0	0	\$ 11,309,421
CONTING \$	128,750							
INDIRECT \$	0							
BOND FIN \$	0							
PT CHG ORD \$	643,752							
TOTAL CST \$	12,081,923							

2019-2022 STIP		11/2019 Revision: Revising						
DISTRICT	MPO	COUNTY	CSJ	TIP FY	HWY	PHASE	CITY	YOE COST
AMARILLO	AMARILLO	POTTER	2635-06-002	2020	SL 335	C,E	AMARILLO	\$ 15,564,451
LIMITS FROM IH 40								PROJECT SPONSOR
LIMITS TO FM 2590 NORTH								REVISION DATE 11/2019
PROJECT B-2 PHASE II: CONSTRUCT 2 - LANE FRT RDS FOR FUTURE FREEWAY								MPO PROJ NUM A20001-001
DESCR								FUNDING CAT(S) 1,2U,4,12
REMARKS CSJ 0904-02-041 has changed and split to CSJs 2635-P7 06-002 and 2364-04-037		PROJECT B-2 FULL BUILD 0904-11-058,0904-02-038, and 0275-01-178 B		HISTORY -2 PHASE II CONSTRUCT FRONTAGE RDS FOR FREEWAY REPLACES 0904-02-041				
TOTAL PROJECT COST INFORMATION			AUTHORIZED FUNDING BY CATEGORY/SHARE					
PREL ENG \$	694,588	CATEGORY	FEDERAL	STATE	REGIONAL	LOCAL	LC	TOTAL
ROW PURCH \$	0	1	\$ 1,331,561	\$ 332,890	\$ 0	\$ 0	0	\$ 1,664,451
CONSTR \$	14,175,274	2U	\$ 3,120,000	\$ 780,000	\$ 0	\$ 0	0	\$ 3,900,000
CONST ENG \$	694,588	4	\$ 2,400,000	\$ 600,000	\$ 0	\$ 0	0	\$ 3,000,000
CONTING \$	177,191	12	\$ 5,600,000	\$ 1,400,000	\$ 0	\$ 0	0	\$ 7,000,000
INDIRECT \$	0	TOTAL	\$ 12,451,561	\$ 3,112,890	\$ 0	\$ 0	0	\$ 15,564,451
BOND FIN \$	0							
PT CHG ORD \$	885,956							
TOTAL CST \$	16,627,597							

2019-2022 STIP		11/2019 Revision: Revising						
DISTRICT	MPO	COUNTY	CSJ	TIP FY	HWY	PHASE	CITY	YOE COST
AMARILLO	AMARILLO	POTTER	0275-01-199	2020	IH 40	C,E	AMARILLO	\$ 27,041,834
LIMITS FROM BIH 40-D								PROJECT SPONSOR
LIMITS TO FM 2590 (Soncy Road)								REVISION DATE 11/2019
PROJECT B-2 PHASE II: RECONSTRUCT IH 40 2ND LEVEL MAINLANE BRIDGE AT SL 335 AND FRONTAGE								MPO PROJ NUM A20040-001
DESCR ROAD BOX								FUNDING CAT(S) 1,2U,4,12
REMARKS P7		PROJECT PHASE II OF II B-2 FRONTAGE ROADS B-2 FULL BUILD 0904-11-058, 0904-02-038, and 0275-01-178 PHASE CONST: FRT RDS-MA INLANES		HISTORY				
TOTAL PROJECT COST INFORMATION			AUTHORIZED FUNDING BY CATEGORY/SHARE					
PREL ENG \$	1,206,785	CATEGORY	FEDERAL	STATE	REGIONAL	LOCAL	LC	TOTAL
ROW PURCH \$	0	1	\$ 2,313,467	\$ 578,367	\$ 0	\$ 0	0	\$ 2,891,834
CONSTR \$	24,628,264	2U	\$ 5,720,000	\$ 1,430,000	\$ 0	\$ 0	0	\$ 7,150,000
CONST ENG \$	1,206,785	4	\$ 9,900,000	\$ 1,100,000	\$ 0	\$ 0	0	\$ 11,000,000
CONTING \$	12,314	12	\$ 5,400,000	\$ 600,000	\$ 0	\$ 0	0	\$ 6,000,000
INDIRECT \$	0	TOTAL	\$ 23,333,467	\$ 3,708,367	\$ 0	\$ 0	0	\$ 27,041,834
BOND FIN \$	0							
PT CHG ORD \$	903,858							
TOTAL CST \$	27,958,006							

PHASE: C = CONSTRUCTION, E = ENGINEERING, R = ROW, T = TRANSFER

THURSDAY, OCTOBER 24, 2019
08:22:19 AM

STATEWIDE TRANSPORTATION IMPROVEMENTS PROGRAM
AMARILLO MPO - HIGHWAY PROJECTS
FY 2021

2019-2022 STIP		11/2019 Revision: Revising						
DISTRICT	MPO	COUNTY	CSJ	TIP FY	HWY	PHASE	CITY	YOE COST
AMARILLO	AMARILLO	RANDALL	2635-03-024	2021	SL 335	C,E	AMARILLO	\$ 30,151,122
LIMITS FROM FM 2590		PROJECT SPONSOR						
LIMITS TO WEST OF COULTER		REVISION DATE 11/2019						
PROJECT B-1 PHASE II: (TIE IN) CONSTRUCT NEW 4- MAIN LANES, GRADE SEP, RAMPS, AND 2-LANE		MPO PROJ NUM A20002-001						
DESCR FRONTAGE ROADS		FUNDING CAT(S) 1,2U,12						
REMARKS		PROJECT PHASE II OF III OF A MULTI PHASE PROJECT 2635-03-018, ETC						
P7		HISTORY (B-1) PHASE I 2635-03-018,2635-02-029, 0168-09-161 PHASE						
		III 2635-02-900,2635-03-901						
TOTAL PROJECT COST INFORMATION			AUTHORIZED FUNDING BY CATEGORY/SHARE					
PREL ENG \$	1,347,383	CATEGORY	FEDERAL	STATE	REGIONAL	LOCAL	LC	TOTAL
ROW PURCH \$	0	1	\$ 3,240,898	\$ 810,224	\$ 0	\$ 0	\$ 0	\$ 4,051,122
CONSTR \$	27,497,604	2U	\$ 15,280,000	\$ 3,820,000	\$ 0	\$ 0	\$ 0	\$ 19,100,000
CONST ENG \$	1,306,136	12	\$ 5,600,000	\$ 1,400,000	\$ 0	\$ 0	\$ 0	\$ 7,000,000
CONTING \$	758,934	TOTAL	\$ 24,120,898	\$ 6,030,224	\$ 0	\$ 0	\$ 0	\$ 30,151,122
INDIRECT \$	0							
BOND FIN \$	0							
PT CHG ORD \$	1,988,076							
TOTAL CST \$	32,898,133							

PHASE: C = CONSTRUCTION, E = ENGINEERING, R = ROW, T = TRANSFER

**GROUPED PROJECTS
FOR INFORMATION ONLY**

STATEWIDE TRANSPORTATION IMPROVEMENT PROGRAM
TIP FY 2019-2022
GROUPED PROJECTS
AMARILLO METROPOLITAN PLANNING ORGANIZATION
FY 2020

DISTRICT	COUNTY	CSJ	HWY	PHASE	CITY	PROJECT SPONSOR	YOE COST	
4 - AMARILLO	POTTER	2635-01-038	SL 335	C,E	OTHER		\$ 7,030,511	
LIMITS FROM IH 40							REVISION DATE: 02/2019	
LIMITS TO: SOUTH OF SH 136 (DIVIDED SECTION)							MPO PROJ NUM: A20500-011	
PROJECT SURFACING/ROADWAY RESTORATION							FUNDING CAT(S): 1	
DESCR:								
REMARKS							PROJECT HISTORY:	
P7:								
TOTAL PROJECT COST INFORMATION				AUTHORIZED FUNDING BY CATEGORY/SHARE				
PRELIM ENG:	\$ 317,859	COST OF APPROVED PHASES:						
ROW PURCHASE:	\$ 0		1-PRVNT	\$ 5,624,409	\$ 1,406,102	\$ 0	\$ 0	\$ 7,030,511 *
CONST COST:	\$ 6,486,908		TOTAL:	\$ 5,624,409	\$ 1,406,102	\$ 0	\$ 0	\$ 7,030,511
CONST ENG:	\$ 225,744							
CONTING:	\$ 113,521							
IND COSTS:	\$ 0							
BND FINANCING:	\$ 0							
TOTAL PRJ COST:	\$ 7,286,095							

DISTRICT	COUNTY	CSJ	HWY	PHASE	CITY	PROJECT SPONSOR	YOE COST	
4 - AMARILLO	RANDALL	1480-02-033	FM 1541	C,E	OTHER		\$ 3,224,424	
LIMITS FROM IH 27							REVISION DATE: 02/2019	
LIMITS TO: SL 335							MPO PROJ NUM: A20500-012	
PROJECT SURFACING/ROADWAY RESTORATION							FUNDING CAT(S): 1	
DESCR:								
REMARKS							PROJECT HISTORY:	
P7:								
TOTAL PROJECT COST INFORMATION				AUTHORIZED FUNDING BY CATEGORY/SHARE				
PRELIM ENG:	\$ 145,780	COST OF APPROVED PHASES:						
ROW PURCHASE:	\$ 0		1-PRVNT	\$ 2,579,540	\$ 644,885	\$ 0	\$ 0	\$ 3,224,424 *
CONST COST:	\$ 2,975,110		TOTAL:	\$ 2,579,540	\$ 644,885	\$ 0	\$ 0	\$ 3,224,424
CONST ENG:	\$ 103,534							
CONTING:	\$ 52,064							
IND COSTS:	\$ 0							
BND FINANCING:	\$ 0							
TOTAL PRJ COST:	\$ 3,341,644							

PHASE: C = CONSTRUCTION, E = ENGINEERING, R = ROW, T = TRANSFER

* FUNDING NOT FIXED

STATEWIDE TRANSPORTATION IMPROVEMENT PROGRAM
TIP FY 2019-2023
GROUPED PROJECTS
AMARILLO METROPOLITAN PLANNING ORGANIZATION
FY 2020

DISTRICT	COUNTY	CSJ	HWY	PHASE	CITY	PROJECT SPONSOR	YOE COST
4 - AMARILLO	POTTER	0275-01-205	IH 40	C,E	AMARILLO	AMARILLO, CITY	\$ 2,668,393
LIMITS FROM AT PARAMOUNT BLVD-JULIAN/WOLFLIN ST						REVISION DATE: 07/2018	
LIMITS TO:						MPO PROJ NUM: A20505-001	
PROJECT BRIDGE MAINTENANCE						FUNDING CAT(S): 1,6	
DESCR:							
REMARKS							
P7:							
PROJECT HISTORY:							
TOTAL PROJECT COST INFORMATION			AUTHORIZED FUNDING BY CATEGORY/SHARE				
PRELIM ENG:	\$ 119,092	COST OF APPROVED PHASES: \$ 2,668,393	1-PRVNT	\$ 406,714	\$ 101,679	\$ 0	\$ 508,393 *
ROW PURCHASE:	\$ 0		6-STRUCT RHB:	\$ 1,728,000	\$ 432,000	\$ 0	\$ 2,160,000
CONST COST:	\$ 2,430,452		TOTAL:	\$ 2,134,714	\$ 533,679	\$ 0	\$ 2,668,393
CONST ENG:	\$ 118,849						
CONTING:	\$ 27,464						
IND COSTS:	\$ 0						
BND FINANCING:	\$ 0						
TOTAL PRJ COST:	\$ 2,752,973						

DISTRICT	COUNTY	CSJ	HWY	PHASE	CITY	PROJECT SPONSOR	YOE COST
4 - AMARILLO	POTTER	0275-01-206	IH 40	C,E	AMARILLO	AMARILLO, CITY	\$ 2,317,884
LIMITS FROM AT PARAMOUNT BLVD-JULIAN/WOLFLIN ST						REVISION DATE: 07/2018	
LIMITS TO:						MPO PROJ NUM: A20505-002	
PROJECT BRIDGE MAINTENANCE						FUNDING CAT(S): 6	
DESCR:							
REMARKS							
P7:							
PROJECT HISTORY:							
TOTAL PROJECT COST INFORMATION			AUTHORIZED FUNDING BY CATEGORY/SHARE				
PRELIM ENG:	\$ 103,449	COST OF APPROVED PHASES: \$ 2,317,884	6-STRUCT RHB:	\$ 1,854,307	\$ 463,577	\$ 0	\$ 2,317,884 *
ROW PURCHASE:	\$ 0		TOTAL:	\$ 1,854,307	\$ 463,577	\$ 0	\$ 2,317,884
CONST COST:	\$ 2,111,198						
CONST ENG:	\$ 103,238						
CONTING:	\$ 23,857						
IND COSTS:	\$ 0						
BND FINANCING:	\$ 0						
TOTAL PRJ COST:	\$ 2,391,353						

DISTRICT	COUNTY	CSJ	HWY	PHASE	CITY	PROJECT SPONSOR	YOE COST
4 - AMARILLO	POTTER	0275-01-207	IH 40	C,E	AMARILLO	AMARILLO, CITY	\$ 1,662,092
LIMITS FROM AT GEORGIA ST						REVISION DATE: 07/2018	
LIMITS TO:						MPO PROJ NUM: A20505-003	
PROJECT BRIDGE MAINTENANCE						FUNDING CAT(S): 6	
DESCR:							
REMARKS							
P7:							
PROJECT HISTORY:							
TOTAL PROJECT COST INFORMATION			AUTHORIZED FUNDING BY CATEGORY/SHARE				
PRELIM ENG:	\$ 74,180	COST OF APPROVED PHASES: \$ 1,662,092	6-STRUCT RHB:	\$ 1,329,674	\$ 332,418	\$ 0	\$ 1,662,092 *
ROW PURCHASE:	\$ 0		TOTAL:	\$ 1,329,674	\$ 332,418	\$ 0	\$ 1,662,092
CONST COST:	\$ 1,513,883						
CONST ENG:	\$ 74,029						
CONTING:	\$ 17,107						
IND COSTS:	\$ 0						
BND FINANCING:	\$ 0						
TOTAL PRJ COST:	\$ 1,714,775						

PHASE: C = CONSTRUCTION, E = ENGINEERING, R = ROW, T = TRANSFER

* FUNDING NOT FIXED

STATEWIDE TRANSPORTATION IMPROVEMENT PROGRAM
TIP FY 2019-2023
GROUPED PROJECTS
AMARILLO METROPOLITAN PLANNING ORGANIZATION
FY 2020

DISTRICT	COUNTY	CSJ	HWY	PHASE	CITY	PROJECT SPONSOR	YOE COST		
4 - AMARILLO	POTTER	0275-01-208	IH 40	C,E	AMARILLO	AMARILLO, CITY	\$ 1,696,012		
LIMITS FROM AT GEORGIA ST						REVISION DATE: 07/2018			
LIMITS TO:						MPO PROJ NUM: A20505-004			
PROJECT BRIDGE MAINTENANCE						FUNDING CAT(S): 6			
DESCR:									
REMARKS									
P7:									
PROJECT HISTORY:									
TOTAL PROJECT COST INFORMATION				AUTHORIZED FUNDING BY CATEGORY/SHARE					
PRELIM ENG:	\$ 75,694	COST OF APPROVED PHASES:	6-STRUCT RHB:		FEDERAL	STATE	LOCAL	LC	TOTAL
ROW PURCHASE:	\$ 0		\$ 1,356,810	\$ 339,202	\$ 0	\$ 0	\$ 0	\$ 1,696,012 *	
CONST COST:	\$ 1,544,779		TOTAL:	\$ 1,356,810	\$ 339,202	\$ 0	\$ 0	\$ 1,696,012	
CONST ENG:	\$ 75,540		\$ 1,696,012						
CONTING:	\$ 17,456								
IND COSTS:	\$ 0								
BND FINANCING:	\$ 0								
TOTAL PRJ COST:	\$ 1,749,771								

DISTRICT	COUNTY	CSJ	HWY	PHASE	CITY	PROJECT SPONSOR	YOE COST		
4 - AMARILLO	POTTER	0275-01-209	IH 40	C,E	AMARILLO	AMARILLO, CITY	\$ 1,582,945		
LIMITS FROM AT WESTERN ST						REVISION DATE: 07/2018			
LIMITS TO:						MPO PROJ NUM: A20505-005			
PROJECT BRIDGE MAINTENANCE						FUNDING CAT(S): 6			
DESCR:									
REMARKS									
P7:									
PROJECT HISTORY:									
TOTAL PROJECT COST INFORMATION				AUTHORIZED FUNDING BY CATEGORY/SHARE					
PRELIM ENG:	\$ 70,648	COST OF APPROVED PHASES:	6-STRUCT RHB:		FEDERAL	STATE	LOCAL	LC	TOTAL
ROW PURCHASE:	\$ 0		\$ 1,266,356	\$ 316,589	\$ 0	\$ 0	\$ 0	\$ 1,582,945 *	
CONST COST:	\$ 1,441,793		TOTAL:	\$ 1,266,356	\$ 316,589	\$ 0	\$ 0	\$ 1,582,945	
CONST ENG:	\$ 70,504		\$ 1,582,945						
CONTING:	\$ 16,292								
IND COSTS:	\$ 0								
BND FINANCING:	\$ 0								
TOTAL PRJ COST:	\$ 1,633,119								

DISTRICT	COUNTY	CSJ	HWY	PHASE	CITY	PROJECT SPONSOR	YOE COST		
4 - AMARILLO	POTTER	0275-01-210	IH 40	C,E	AMARILLO	AMARILLO, CITY	\$ 1,582,945		
LIMITS FROM AT WESTERN ST						REVISION DATE: 07/2018			
LIMITS TO:						MPO PROJ NUM: A20505-006			
PROJECT BRIDGE MAINTENANCE						FUNDING CAT(S): 6			
DESCR:									
REMARKS									
P7:									
PROJECT HISTORY:									
TOTAL PROJECT COST INFORMATION				AUTHORIZED FUNDING BY CATEGORY/SHARE					
PRELIM ENG:	\$ 70,648	COST OF APPROVED PHASES:	6-STRUCT RHB:		FEDERAL	STATE	LOCAL	LC	TOTAL
ROW PURCHASE:	\$ 0		\$ 1,266,356	\$ 316,589	\$ 0	\$ 0	\$ 0	\$ 1,582,945 *	
CONST COST:	\$ 1,441,793		TOTAL:	\$ 1,266,356	\$ 316,589	\$ 0	\$ 0	\$ 1,582,945	
CONST ENG:	\$ 70,504		\$ 1,582,945						
CONTING:	\$ 16,292								
IND COSTS:	\$ 0								
BND FINANCING:	\$ 0								
TOTAL PRJ COST:	\$ 1,633,119								

PHASE: C = CONSTRUCTION, E = ENGINEERING, R = ROW, T = TRANSFER

* FUNDING NOT FIXED

**STATEWIDE TRANSPORTATION IMPROVEMENT PROGRAM
TIP FY 2019-2023
GROUPED PROJECTS
AMARILLO METROPOLITAN PLANNING ORGANIZATION
FY 2020**

DISTRICT	COUNTY	CSJ	HWY	PHASE	CITY	PROJECT SPONSOR	YOE COST		
4 - AMARILLO	POTTER	0275-01-211	IH 40	C,E	AMARILLO	AMARILLO, CITY	\$ 2,125,669		
LIMITS FROM AT COULTER ST						REVISION DATE: 07/2018			
LIMITS TO:						MPO PROJ NUM: A20505-007			
PROJECT BRIDGE MAINTENANCE						FUNDING CAT(S): 1,6			
DESCR:									
REMARKS									
P7:									
TOTAL PROJECT COST INFORMATION						AUTHORIZED FUNDING BY CATEGORY/SHARE			
PRELIM ENG:	\$ 94,870	COST OF APPROVED PHASES:			FEDERAL	STATE	LOCAL	LC	TOTAL
ROW PURCHASE:	\$ 0		1-PRVNT	\$ 356,535	\$ 89,134	\$ 0	\$ 0	\$ 0	\$ 445,669 *
CONST COST:	\$ 1,936,123		6-STRUCT RHB:	\$ 1,344,000	\$ 336,000	\$ 0	\$ 0	\$ 0	\$ 1,680,000
CONST ENG:	\$ 94,676		TOTAL:	\$ 1,700,535	\$ 425,134	\$ 0	\$ 0	\$ 0	\$ 2,125,669
CONTING:	\$ 21,878								
IND COSTS:	\$ 0								
BND FINANCING:	\$ 0								
TOTAL PRJ COST:	\$ 2,193,046								

DISTRICT	COUNTY	CSJ	HWY	PHASE	CITY	PROJECT SPONSOR	YOE COST		
4 - AMARILLO	POTTER	0275-01-212	IH 40	C,E	AMARILLO	AMARILLO, CITY	\$ 1,899,534		
LIMITS FROM AT COULTER ST						REVISION DATE: 07/2018			
LIMITS TO:						MPO PROJ NUM: A20505-008			
PROJECT BRIDGE MAINTENANCE						FUNDING CAT(S): 6			
DESCR:									
REMARKS									
P7:									
TOTAL PROJECT COST INFORMATION						AUTHORIZED FUNDING BY CATEGORY/SHARE			
PRELIM ENG:	\$ 84,777	COST OF APPROVED PHASES:			FEDERAL	STATE	LOCAL	LC	TOTAL
ROW PURCHASE:	\$ 0		6-STRUCT RHB:	\$ 1,519,627	\$ 379,907	\$ 0	\$ 0	\$ 0	\$ 1,899,534 *
CONST COST:	\$ 1,730,152		TOTAL:	\$ 1,519,627	\$ 379,907	\$ 0	\$ 0	\$ 0	\$ 1,899,534
CONST ENG:	\$ 84,604								
CONTING:	\$ 19,551								
IND COSTS:	\$ 0								
BND FINANCING:	\$ 0								
TOTAL PRJ COST:	\$ 1,959,743								

PHASE: C = CONSTRUCTION, E = ENGINEERING, R = ROW, T = TRANSFER

* FUNDING NOT FIXED

**STATEWIDE TRANSPORTATION IMPROVEMENT PROGRAM
TIP FY 2019-2023
GROUPED PROJECTS
AMARILLO METROPOLITAN PLANNING ORGANIZATION
FY 2021**

DISTRICT	COUNTY	CSJ	HWY	PHASE	CITY	PROJECT SPONSOR	YOE COST		
4 - AMARILLO	RANDALL	0168-09-180	IH 27	C,E	AMARILLO	AMARILLO, CITY	\$ 2,908,584		
LIMITS FROM 0.058 MILES SOUTH OF 45TH AVE						REVISION DATE: 07/2018			
LIMITS TO: POTTER COUNTY LINE						MPO PROJ NUM: A20020-005			
PROJECT HAZARD ELIMINATION & SAFETY						FUNDING CAT(S): 8			
DESCR:									
REMARKS						PROJECT HISTORY:			
P7:									
TOTAL PROJECT COST INFORMATION				AUTHORIZED FUNDING BY CATEGORY/SHARE					
PRELIM ENG:	\$ 130,311	COST OF APPROVED PHASES:	\$ 2,908,584						
ROW PURCHASE:	\$ 0			FEDERAL	STATE	LOCAL	LC	TOTAL	
CONST COST:	\$ 2,659,398			8-SAFETY:	\$ 2,617,725	\$ 290,858	\$ 0	\$ 0	\$ 2,908,584 *
CONST ENG:	\$ 118,875			TOTAL:	\$ 2,617,725	\$ 290,858	\$ 0	\$ 0	\$ 2,908,584
CONTING:	\$ 27,392								
IND COSTS:	\$ 0								
BND FINANCING:	\$ 0								
TOTAL PRJ COST:	\$ 2,979,589								

DISTRICT	COUNTY	CSJ	HWY	PHASE	CITY	PROJECT SPONSOR	YOE COST		
4 - AMARILLO	POTTER	0168-10-077	IH 27	C,E	AMARILLO	AMARILLO, CITY	\$ 575,717		
LIMITS FROM RANDALL COUNTY LINE						REVISION DATE: 07/2018			
LIMITS TO: 0.2 MILES SOUTH OF IH 40						MPO PROJ NUM: A20020-006			
PROJECT HAZARD ELIMINATION & SAFETY						FUNDING CAT(S): 8			
DESCR:									
REMARKS						PROJECT HISTORY:			
P7:									
TOTAL PROJECT COST INFORMATION				AUTHORIZED FUNDING BY CATEGORY/SHARE					
PRELIM ENG:	\$ 25,793	COST OF APPROVED PHASES:	\$ 575,717						
ROW PURCHASE:	\$ 0			FEDERAL	STATE	LOCAL	LC	TOTAL	
CONST COST:	\$ 526,394			8-SAFETY:	\$ 518,145	\$ 57,572	\$ 0	\$ 0	\$ 575,717 *
CONST ENG:	\$ 23,530			TOTAL:	\$ 518,145	\$ 57,572	\$ 0	\$ 0	\$ 575,717
CONTING:	\$ 5,422								
IND COSTS:	\$ 0								
BND FINANCING:	\$ 0								
TOTAL PRJ COST:	\$ 589,772								

PHASE: C = CONSTRUCTION, E = ENGINEERING, R = ROW, T = TRANSFER

* FUNDING NOT FIXED

**STATEWIDE TRANSPORTATION IMPROVEMENT PROGRAM
TIP FY 2019-2023
GROUPED PROJECTS
AMARILLO METROPOLITAN PLANNING ORGANIZATION
FY 2021**

DISTRICT	COUNTY	CSJ	HWY	PHASE	CITY	PROJECT SPONSOR	YOE COST
4 - AMARILLO	POTTER	0168-10-078	IH 27	C,E	AMARILLO	AMARILLO, CITY	\$ 3,493,603
LIMITS FROM RANDALL COUNTY LINE						REVISION DATE: 07/2018	
LIMITS TO: IH 40						MPO PROJ NUM: A20020-004	
PROJECT HIGHWAY IMPROVEMENT						FUNDING CAT(S): 1,11	
DESCR:							
REMARKS						PROJECT HISTORY:	
P7:							

TOTAL PROJECT COST INFORMATION			AUTHORIZED FUNDING BY CATEGORY/SHARE				
		COST OF APPROVED PHASES:	FEDERAL	STATE	LOCAL	LC	TOTAL
PRELIM ENG:	\$ 155,908		\$ 3,493,603	1-PRVNT	\$ 2,694,243	\$ 299,360	\$ 0
ROW PURCHASE:	\$ 0	11-DIST DISC:		\$ 450,000	\$ 50,000	\$ 0	\$ 500,000
CONST COST:	\$ 3,181,738	TOTAL:		\$ 3,144,243	\$ 349,360	\$ 0	\$ 3,493,603
CONST ENG:	\$ 155,908						
CONTING:	\$ 1,591						
IND COSTS:	\$ 0						
BND FINANCING:	\$ 0						
TOTAL PRJ COST:	\$ 3,611,966						

DISTRICT	COUNTY	CSJ	HWY	PHASE	CITY	PROJECT SPONSOR	YOE COST
4 - AMARILLO	RANDALL	0168-09-181	IH 27	C,E	AMARILLO	AMARILLO, CITY	\$ 23,910,470
LIMITS FROM 45TH AVE						REVISION DATE: 08/2019	
LIMITS TO: POTTER COUNTY LINE						MPO PROJ NUM: A20020-003	
PROJECT HIGHWAY IMPROVEMENT						FUNDING CAT(S): 1,2U,11	
DESCR:							
REMARKS						PROJECT HISTORY:	
P7:							

TOTAL PROJECT COST INFORMATION			AUTHORIZED FUNDING BY CATEGORY/SHARE				
		COST OF APPROVED PHASES:	FEDERAL	STATE	LOCAL	LC	TOTAL
PRELIM ENG:	\$ 1,075,763		\$ 23,910,470	1-PRVNT	\$ 10,539,423	\$ 1,171,047	\$ 0
ROW PURCHASE:	\$ 0	2U-URBAN CRDR:		\$ 9,360,000	\$ 2,340,000	\$ 0	\$ 11,700,000
CONST COST:	\$ 21,954,338	11-DIST DISC:		\$ 450,000	\$ 50,000	\$ 0	\$ 500,000
CONST ENG:	\$ 880,369	TOTAL:		\$ 20,349,423	\$ 3,561,047	\$ 0	\$ 23,910,470
CONTING:	\$ 311,752						
IND COSTS:	\$ 0						
BND FINANCING:	\$ 0						
TOTAL PRJ COST:	\$ 25,080,636						

PHASE: C = CONSTRUCTION, E = ENGINEERING, R = ROW, T = TRANSFER

* FUNDING NOT FIXED

STATEWIDE TRANSPORTATION IMPROVEMENT PROGRAM
TIP FY 2019-2022
GROUPED PROJECTS
AMARILLO METROPOLITAN PLANNING ORGANIZATION
FY 2022

DISTRICT	COUNTY	CSJ	HWY	PHASE	CITY	PROJECT SPONSOR	YOE COST
4 - AMARILLO	RANDALL	0067-17-029	IH 27	C,E	AMARILLO	AMARILLO, CITY	\$ 63,465
LIMITS FROM 0.478 MILES SE OF US 60						REVISION DATE: 07/2018	
LIMITS TO: 0.914 MILES N OF US 60						MPO PROJ NUM: A20500-002	
PROJECT HAZARD ELIMINATION & SAFETY						FUNDING CAT(S): 8	
DESCR:							
REMARKS						PROJECT HISTORY:	
P7:							

TOTAL PROJECT COST INFORMATION			AUTHORIZED FUNDING BY CATEGORY/SHARE					
			FEDERAL	STATE	LOCAL	LC	TOTAL	
PRELIM ENG:	\$ 2,843	COST OF APPROVED PHASES: \$ 63,465	8-SAFETY:	\$ 57,118	\$ 6,346	\$ 0	\$ 0	\$ 63,465 *
ROW PURCHASE:	\$ 0		TOTAL:	\$ 57,118	\$ 6,346	\$ 0	\$ 0	\$ 63,465
CONST COST:	\$ 58,027							
CONST ENG:	\$ 2,594							
CONTING:	\$ 598							
IND COSTS:	\$ 0							
BND FINANCING:	\$ 0							
TOTAL PRJ COST:	\$ 65,014							

DISTRICT	COUNTY	CSJ	HWY	PHASE	CITY	PROJECT SPONSOR	YOE COST
4 - AMARILLO	RANDALL	0067-17-030	IH 27	C,E	AMARILLO	AMARILLO, CITY	\$ 44,644
LIMITS FROM 0.478 MILES SE OF US 60						REVISION DATE: 07/2018	
LIMITS TO: 0.914 MILES N OF US 60						MPO PROJ NUM: A20500-004	
PROJECT HAZARD ELIMINATION & SAFETY						FUNDING CAT(S): 8	
DESCR:							
REMARKS						PROJECT HISTORY:	
P7:							

TOTAL PROJECT COST INFORMATION			AUTHORIZED FUNDING BY CATEGORY/SHARE					
			FEDERAL	STATE	LOCAL	LC	TOTAL	
PRELIM ENG:	\$ 2,000	COST OF APPROVED PHASES: \$ 44,644	8-SAFETY:	\$ 40,180	\$ 4,464	\$ 0	\$ 0	\$ 44,644 *
ROW PURCHASE:	\$ 0		TOTAL:	\$ 40,180	\$ 4,464	\$ 0	\$ 0	\$ 44,644
CONST COST:	\$ 40,820							
CONST ENG:	\$ 1,825							
CONTING:	\$ 420							
IND COSTS:	\$ 0							
BND FINANCING:	\$ 0							
TOTAL PRJ COST:	\$ 45,734							

DISTRICT	COUNTY	CSJ	HWY	PHASE	CITY	PROJECT SPONSOR	YOE COST
4 - AMARILLO	RANDALL	0168-09-177	IH 27	C,E	AMARILLO	AMARILLO, CITY	\$ 614,162
LIMITS FROM 0.914 MILES N OF US 60						REVISION DATE: 07/2018	
LIMITS TO: 2.836 MILES SW OF FM 1541						MPO PROJ NUM: A20500-003	
PROJECT HAZARD ELIMINATION & SAFETY						FUNDING CAT(S): 8	
DESCR:							
REMARKS						PROJECT HISTORY:	
P7:							

TOTAL PROJECT COST INFORMATION			AUTHORIZED FUNDING BY CATEGORY/SHARE					
			FEDERAL	STATE	LOCAL	LC	TOTAL	
PRELIM ENG:	\$ 27,516	COST OF APPROVED PHASES: \$ 614,162	8-SAFETY:	\$ 552,745	\$ 61,416	\$ 0	\$ 0	\$ 614,162 *
ROW PURCHASE:	\$ 0		TOTAL:	\$ 552,745	\$ 61,416	\$ 0	\$ 0	\$ 614,162
CONST COST:	\$ 561,545							
CONST ENG:	\$ 25,101							
CONTING:	\$ 5,784							
IND COSTS:	\$ 0							
BND FINANCING:	\$ 0							
TOTAL PRJ COST:	\$ 629,155							

PHASE: C = CONSTRUCTION, E = ENGINEERING, R = ROW, T = TRANSFER

* FUNDING NOT FIXED

STATEWIDE TRANSPORTATION IMPROVEMENT PROGRAM
TIP FY 2019-2022
GROUPED PROJECTS
AMARILLO METROPOLITAN PLANNING ORGANIZATION
FY 2022

DISTRICT	COUNTY	CSJ	HWY	PHASE	CITY	PROJECT SPONSOR	YOE COST	
4 - AMARILLO	RANDALL	0067-17-031	IH 27	C,E	AMARILLO	AMARILLO, CITY	\$ 10,703	
LIMITS FROM 0.478 MILES SE OF US 60						REVISION DATE: 07/2018		
LIMITS TO: 0.914 MILES N OF US 60						MPO PROJ NUM: A20500-006		
PROJECT HAZARD ELIMINATION & SAFETY						FUNDING CAT(S): 8		
DESCR:								
REMARKS						PROJECT HISTORY:		
P7:								
TOTAL PROJECT COST INFORMATION				AUTHORIZED FUNDING BY CATEGORY/SHARE				
PRELIM ENG:	\$ 480	COST OF APPROVED PHASES:	FEDERAL		STATE	LOCAL	LC	TOTAL
ROW PURCHASE:	\$ 0		8-SAFETY:	\$ 9,633	\$ 1,070	\$ 0	\$ 0	\$ 10,703 *
CONST COST:	\$ 9,786		TOTAL:	\$ 9,633	\$ 1,070	\$ 0	\$ 0	\$ 10,703
CONST ENG:	\$ 437							
CONTING:	\$ 101		\$ 10,703					
IND COSTS:	\$ 0							
BND FINANCING:	\$ 0							
TOTAL PRJ COST:	\$ 10,964							

DISTRICT	COUNTY	CSJ	HWY	PHASE	CITY	PROJECT SPONSOR	YOE COST	
4 - AMARILLO	RANDALL	0168-09-179	IH 27	C,E	AMARILLO	AMARILLO, CITY	\$ 432,034	
LIMITS FROM 0.914 MILES N OF US 60						REVISION DATE: 07/2018		
LIMITS TO: 2.836 MILES SW OF FM 1541						MPO PROJ NUM: A20500-005		
PROJECT HAZARD ELIMINATION & SAFETY						FUNDING CAT(S): 8		
DESCR:								
REMARKS						PROJECT HISTORY:		
P7:								
TOTAL PROJECT COST INFORMATION				AUTHORIZED FUNDING BY CATEGORY/SHARE				
PRELIM ENG:	\$ 19,356	COST OF APPROVED PHASES:	FEDERAL		STATE	LOCAL	LC	TOTAL
ROW PURCHASE:	\$ 0		8-SAFETY:	\$ 388,831	\$ 43,203	\$ 0	\$ 0	\$ 432,034 *
CONST COST:	\$ 395,021		TOTAL:	\$ 388,831	\$ 43,203	\$ 0	\$ 0	\$ 432,034
CONST ENG:	\$ 17,657							
CONTING:	\$ 4,069		\$ 432,034					
IND COSTS:	\$ 0							
BND FINANCING:	\$ 0							
TOTAL PRJ COST:	\$ 442,581							

DISTRICT	COUNTY	CSJ	HWY	PHASE	CITY	PROJECT SPONSOR	YOE COST	
4 - AMARILLO	RANDALL	0168-09-178	IH 27	C,E	AMARILLO	AMARILLO, CITY	\$ 103,575	
LIMITS FROM 0.914 MILES N OF US 60						REVISION DATE: 07/2018		
LIMITS TO: 2.836 MILES SW OF FM 1541						MPO PROJ NUM: A20500-007		
PROJECT HAZARD ELIMINATION & SAFETY						FUNDING CAT(S): 8		
DESCR:								
REMARKS						PROJECT HISTORY:		
P7:								
TOTAL PROJECT COST INFORMATION				AUTHORIZED FUNDING BY CATEGORY/SHARE				
PRELIM ENG:	\$ 4,640	COST OF APPROVED PHASES:	FEDERAL		STATE	LOCAL	LC	TOTAL
ROW PURCHASE:	\$ 0		8-SAFETY:	\$ 93,217	\$ 10,357	\$ 0	\$ 0	\$ 103,575 *
CONST COST:	\$ 94,701		TOTAL:	\$ 93,217	\$ 10,357	\$ 0	\$ 0	\$ 103,575
CONST ENG:	\$ 4,233							
CONTING:	\$ 975		\$ 103,575					
IND COSTS:	\$ 0							
BND FINANCING:	\$ 0							
TOTAL PRJ COST:	\$ 106,103							

PHASE: C = CONSTRUCTION, E = ENGINEERING, R = ROW, T = TRANSFER

* FUNDING NOT FIXED

STATEWIDE TRANSPORTATION IMPROVEMENT PROGRAM
TIP FY 2019-2023
GROUPED PROJECTS
AMARILLO METROPOLITAN PLANNING ORGANIZATION
FY 2022

DISTRICT	COUNTY	CSJ	HWY	PHASE	CITY	PROJECT SPONSOR	YOE COST		
4 - AMARILLO	POTTER	0090-06-046	BI 40-D	C,E	AMARILLO	AMARILLO, CITY	\$ 206,528		
LIMITS FROM HILL SCHOOL PEDESTRAIN CROSSING						REVISION DATE: 05/2019			
LIMITS TO:						MPO PROJ NUM: A20505-009			
PROJECT BRIDGE MAINTENANCE						FUNDING CAT(S): 6			
DESCR:									
REMARKS									
P7:									
TOTAL PROJECT COST INFORMATION						AUTHORIZED FUNDING BY CATEGORY/SHARE			
PRELIM ENG:	\$ 9,156	COST OF APPROVED PHASES:			FEDERAL	STATE	LOCAL	LC	TOTAL
ROW PURCHASE:	\$ 0		6-STRUCT RHB:	\$ 165,223	\$ 41,306	\$ 0	\$ 0	\$ 0	\$ 206,528 *
CONST COST:	\$ 186,853		TOTAL:	\$ 165,223	\$ 41,306	\$ 0	\$ 0	\$ 0	\$ 206,528
CONST ENG:	\$ 10,520								
CONTING:	\$ 953								
IND COSTS:	\$ 0								
BND FINANCING:	\$ 0								
TOTAL PRJ COST:	\$ 212,881								

DISTRICT	COUNTY	CSJ	HWY	PHASE	CITY	PROJECT SPONSOR	YOE COST		
4 - AMARILLO	POTTER	0379-03-026	SH 136	C,E,R	OTHER		\$ 2,115,932		
LIMITS FROM AT FM 1912						REVISION DATE: 02/2019			
LIMITS TO:						MPO PROJ NUM: A20500-010			
PROJECT HAZARD ELIMINATION & SAFETY						FUNDING CAT(S): 8			
DESCR:									
REMARKS									
P7:									
TOTAL PROJECT COST INFORMATION						AUTHORIZED FUNDING BY CATEGORY/SHARE			
PRELIM ENG:	\$ 96,223	COST OF APPROVED PHASES:			FEDERAL	STATE	LOCAL	LC	TOTAL
ROW PURCHASE:	\$ 0		8-SAFETY:	\$ 1,904,339	\$ 211,593	\$ 0	\$ 0	\$ 0	\$ 2,115,932 *
CONST COST:	\$ 1,963,742		TOTAL:	\$ 1,904,339	\$ 211,593	\$ 0	\$ 0	\$ 0	\$ 2,115,932
CONST ENG:	\$ 55,967								
CONTING:	\$ 20,227								
IND COSTS:	\$ 0								
BND FINANCING:	\$ 0								
TOTAL PRJ COST:	\$ 2,168,364								

DISTRICT	COUNTY	CSJ	HWY	PHASE	CITY	PROJECT SPONSOR	YOE COST		
4 - AMARILLO	POTTER	0379-03-027	SH 136	C,E	AMARILLO		\$ 903,806		
LIMITS FROM FOLSOM ROAD						REVISION DATE: 02/2019			
LIMITS TO: .2 MILES SOUTH OF SL 335						MPO PROJ NUM: A20500-009			
PROJECT INSTALL SIGNS, ILLUMINATION, ECT						FUNDING CAT(S): 11			
DESCR:									
REMARKS									
P7:									
TOTAL PROJECT COST INFORMATION						AUTHORIZED FUNDING BY CATEGORY/SHARE			
PRELIM ENG:	\$ 40,663	COST OF APPROVED PHASES:			FEDERAL	STATE	LOCAL	LC	TOTAL
ROW PURCHASE:	\$ 0		11-DIST DISC:	\$ 723,044	\$ 180,761	\$ 0	\$ 0	\$ 0	\$ 903,806 *
CONST COST:	\$ 829,865		TOTAL:	\$ 723,044	\$ 180,761	\$ 0	\$ 0	\$ 0	\$ 903,806
CONST ENG:	\$ 33,278								
CONTING:	\$ 11,784								
IND COSTS:	\$ 0								
BND FINANCING:	\$ 0								
TOTAL PRJ COST:	\$ 948,037								

PHASE: C = CONSTRUCTION, E = ENGINEERING, R = ROW, T = TRANSFER

* FUNDING NOT FIXED

STATEWIDE TRANSPORTATION IMPROVEMENT PROGRAM
TIP FY 2019-2023
GROUPED PROJECTS
AMARILLO METROPOLITAN PLANNING ORGANIZATION
FY 2022

DISTRICT	COUNTY	CSJ	HWY	PHASE	CITY	PROJECT SPONSOR	YOE COST	
4 - AMARILLO	POTTER	2635-01-042	SL 335	C,E,R	OTHER		\$ 4,254,937	
LIMITS FROM WHITAKER ROAD						REVISION DATE: 02/2019		
LIMITS TO: BENNET ROAD						MPO PROJ NUM: A20500-008		
PROJECT HIGHWAY IMPROVEMENT						FUNDING CAT(S): 1		
DESCR:								
REMARKS						PROJECT HISTORY:		
P7:								
TOTAL PROJECT COST INFORMATION			AUTHORIZED FUNDING BY CATEGORY/SHARE					
PRELIM ENG:	\$ 189,762	COST OF APPROVED PHASES:		FEDERAL	STATE	LOCAL	LC	TOTAL
ROW PURCHASE:	\$ 0		1-PRVNT	\$ 3,403,950	\$ 850,987	\$ 0	\$ 0	\$ 4,254,937 *
CONST COST:	\$ 3,872,702		TOTAL:	\$ 3,403,950	\$ 850,987	\$ 0	\$ 0	\$ 4,254,937
CONST ENG:	\$ 192,473							
CONTING:	\$ 96,818							
IND COSTS:	\$ 0							
BND FINANCING:	\$ 0							
TOTAL PRJ COST:	\$ 4,480,329							

DISTRICT	COUNTY	CSJ	HWY	PHASE	CITY	PROJECT SPONSOR	YOE COST	
4 - AMARILLO	RANDALL	0168-09-165	IH 27	C,E	AMARILLO	AMARILLO, CITY	\$ 6,251,972	
LIMITS FROM WESTERN STREET						REVISION DATE: 07/2018		
LIMITS TO: NORTH OF IH 27/US 60 INTERCHANGE						MPO PROJ NUM: A20500-013		
PROJECT SURFACING/ROADWAY RESTORATION						FUNDING CAT(S): 1		
DESCR:								
REMARKS						PROJECT HISTORY:		
P7:								
TOTAL PROJECT COST INFORMATION			AUTHORIZED FUNDING BY CATEGORY/SHARE					
PRELIM ENG:	\$ 282,660	COST OF APPROVED PHASES:		FEDERAL	STATE	LOCAL	LC	TOTAL
ROW PURCHASE:	\$ 0		1-PRVNT	\$ 5,626,775	\$ 625,197	\$ 0	\$ 0	\$ 6,251,972 *
CONST COST:	\$ 5,768,566		TOTAL:	\$ 5,626,775	\$ 625,197	\$ 0	\$ 0	\$ 6,251,972
CONST ENG:	\$ 200,746							
CONTING:	\$ 100,950							
IND COSTS:	\$ 0							
BND FINANCING:	\$ 0							
TOTAL PRJ COST:	\$ 6,479,254							

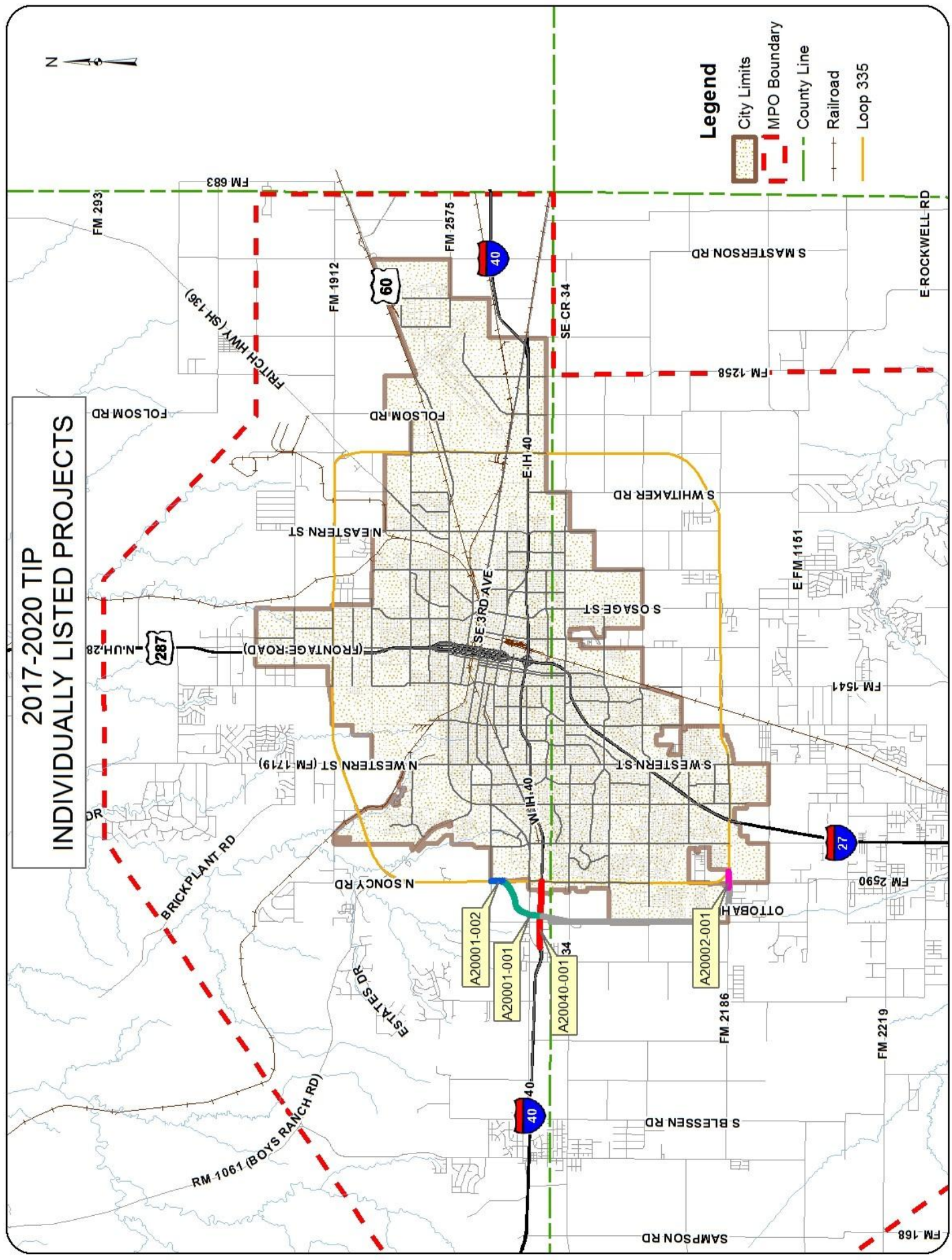
PHASE: C = CONSTRUCTION, E = ENGINEERING, R = ROW, T = TRANSFER

* FUNDING NOT FIXED

2017-2020 TIP INDIVIDUALLY LISTED PROJECTS








- Legend**
- City Limits
 - MPO Boundary
 - County Line
 - Railroad
 - Loop 335

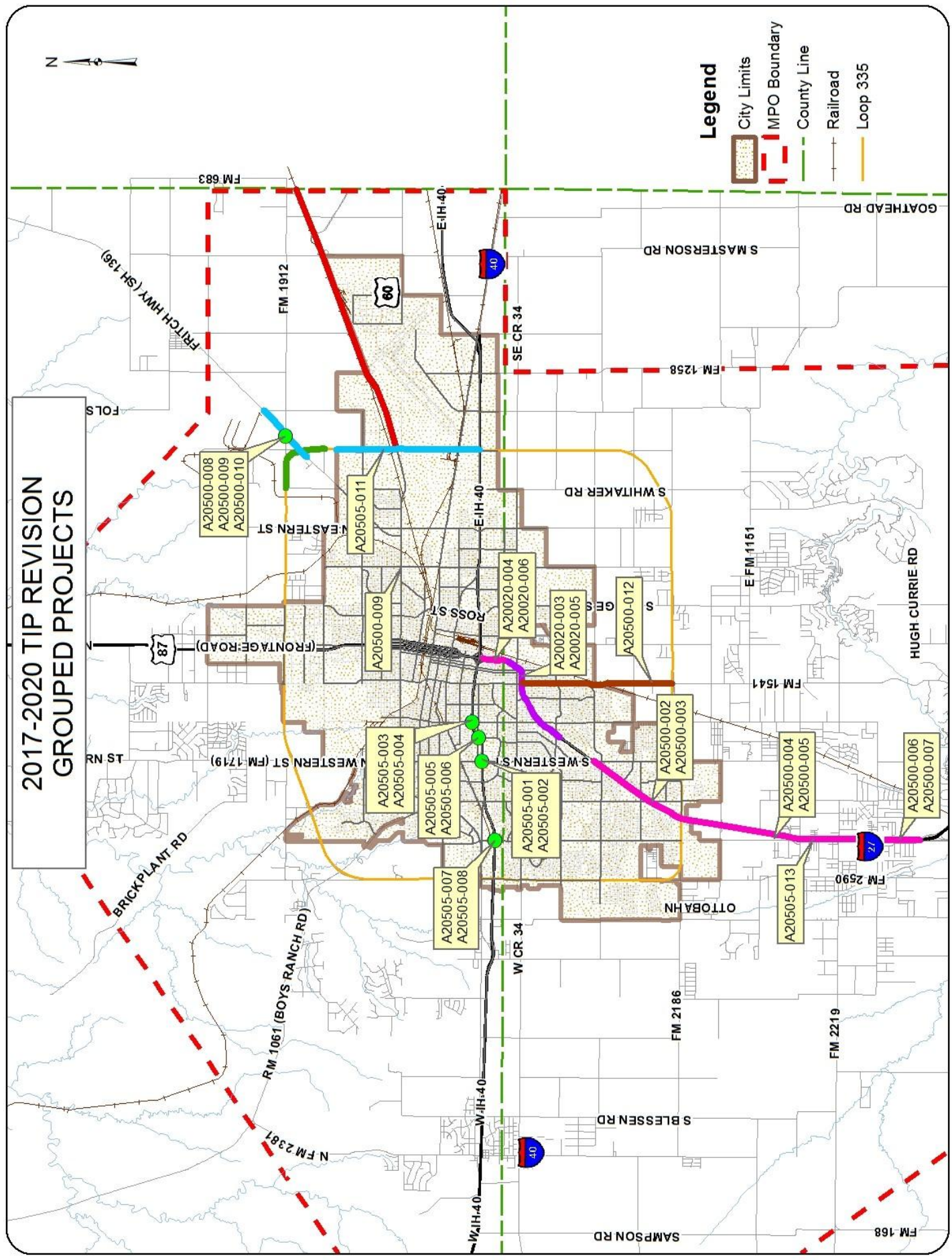


2017-2020 TIP REVISION GROUPED PROJECTS



Legend

-  City Limits
-  MPO Boundary
-  County Line
-  Railroad
-  Loop 335





Amarillo MPO / Amarillo - District 4
FY 2019 - 2022 Transportation Improvement Program

Funding by Category

Category	Description	FY 2019		FY 2020		FY 2021		FY 2022		Total FY 2019 - 2022	
		Programmed	Authorized	Programmed	Authorized	Programmed	Authorized	Programmed	Authorized	Programmed	Authorized
1	Preventive Maintenance and Rehabilitation	\$6,775,260	\$6,775,260	\$5,765,706	\$5,765,706	\$4,051,122	\$4,051,122	\$0	\$0	\$16,592,088	\$16,592,088
2M or 2U	Urban Area (Non-TMA) Corridor Projects	\$16,740,000	\$16,740,000	\$21,150,000	\$21,150,000	\$19,100,000	\$19,100,000	\$0	\$0	\$56,990,000	\$56,990,000
3	Non-Traditionally Funded Transportation Project	\$0	\$0	\$0	\$0	\$0	\$0	\$0	\$0	\$0	\$0
4	Statewide Connectivity Corridor Projects	\$0	\$0	\$14,000,000	\$14,000,000	\$0	\$0	\$0	\$0	\$14,000,000	\$14,000,000
5	CMAQ	\$0	\$0	\$0	\$0	\$0	\$0	\$0	\$0	\$0	\$0
6	Structures	\$0	\$0	\$0	\$0	\$0	\$0	\$0	\$0	\$0	\$0
7	Metro Mobility & Rehab	\$0	\$0	\$0	\$0	\$0	\$0	\$0	\$0	\$0	\$0
8	Safety	\$0	\$0	\$0	\$0	\$0	\$0	\$0	\$0	\$0	\$0
9	TAP / TASA	\$0	\$0	\$0	\$0	\$0	\$0	\$0	\$0	\$0	\$0
10	Supplemental Transportation	\$0	\$0	\$0	\$0	\$0	\$0	\$0	\$0	\$0	\$0
10 CBI	Corridor Border	\$0	\$0	\$0	\$0	\$0	\$0	\$0	\$0	\$0	\$0
11	District Discretionary	\$0	\$0	\$0	\$0	\$0	\$0	\$0	\$0	\$0	\$0
12	Strategic Priority	\$31,000,000	\$31,000,000	\$13,000,000	\$13,000,000	\$7,000,000	\$7,000,000	\$0	\$0	\$51,000,000	\$51,000,000
SBPE	Strategy Budget PE	\$0	\$0	\$0	\$0	\$0	\$0	\$0	\$0	\$0	\$0
SB.102	Strategy 102	\$0	\$0	\$0	\$0	\$0	\$0	\$0	\$0	\$0	\$0
Total		\$54,515,260	\$54,515,260	\$53,915,706	\$53,915,706	\$30,151,122	\$30,151,122	\$0	\$0	\$138,582,088	\$138,582,088

Funding Participation Source

Source	FY 2019	FY 2020	FY 2021	FY 2022	Total FY 19-22
Federal	\$43,612,208	\$44,832,565	\$24,120,898	\$0	\$112,565,671
State	\$10,903,052	\$9,083,141	\$6,030,224	\$0	\$26,016,417
Local Match	\$0	\$0	\$0	\$0	\$0
CAT 3 - Local Contributions (LC)	\$0	\$0	\$0	\$0	\$0
CAT 3 - Prop 1	\$0	\$0	\$0	\$0	\$0
CAT 3 - Prop 12	\$0	\$0	\$0	\$0	\$0
CAT 3 - Prop 14 Bonds	\$0	\$0	\$0	\$0	\$0
CAT 3 - Texas Mobility Fund	\$0	\$0	\$0	\$0	\$0
CAT 3 - TDC	\$0	\$0	\$0	\$0	\$0
Other - Strategy PE Budget	\$0	\$0	\$0	\$0	\$0
Other - Strategy 102 Budget	\$0	\$0	\$0	\$0	\$0
Total	\$54,515,260	\$53,915,706	\$30,151,122	\$0	\$138,582,088

Add or remove row(s) of funding participation source if needed



Amarillo MPO / Amarillo - District 4
FY 2019 - 2022 Transportation Improvement Program

Funding by Category

Category	Description	FY 2019		FY 2020		FY 2021		FY 2022		Total FY 2019 - 2022	
		Programmed	Authorized	Programmed	Authorized	Programmed	Authorized	Programmed	Authorized	Programmed	Authorized
1	Preventive Maintenance and Rehabilitation	\$0	\$0	\$11,208,997	\$11,208,997	\$14,704,073	\$14,704,073	\$10,506,909	\$10,506,909	\$36,419,979	\$36,419,979
2M or 2U	Urban Area (Non-TMA) Corridor Projects	\$0	\$0	\$0	\$0	\$11,700,000	\$11,700,000	\$0	\$0	\$11,700,000	\$11,700,000
3	Non-Traditionally Funded Transportation Project	\$0	\$0	\$0	\$0	\$0	\$0	\$0	\$0	\$0	\$0
4	Statewide Connectivity Corridor Projects	\$0	\$0	\$0	\$0	\$0	\$0	\$0	\$0	\$0	\$0
5	CMAQ	\$0	\$0	\$0	\$0	\$0	\$0	\$0	\$0	\$0	\$0
6	Structures	\$0	\$0	\$14,581,412	\$14,581,412	\$4,289,686	\$4,289,686	\$206,528	\$206,528	\$19,077,626	\$19,077,626
7	Metro Mobility & Rehab	\$0	\$0	\$0	\$0	\$0	\$0	\$0	\$0	\$0	\$0
8	Safety	\$0	\$0	\$0	\$0	\$3,484,301	\$3,484,301	\$3,384,515	\$3,384,515	\$6,868,816	\$6,868,816
9	TAP / TASA	\$0	\$0	\$0	\$0	\$0	\$0	\$0	\$0	\$0	\$0
10	Supplemental Transportation	\$0	\$0	\$0	\$0	\$0	\$0	\$0	\$0	\$0	\$0
10 CBI	Corridor Border	\$0	\$0	\$0	\$0	\$0	\$0	\$0	\$0	\$0	\$0
11	District Discretionary	\$0	\$0	\$0	\$0	\$1,000,000	\$1,000,000	\$903,806	\$903,806	\$1,903,806	\$1,903,806
12	Strategic Priority	\$0	\$0	\$0	\$0	\$0	\$0	\$0	\$0	\$0	\$0
SBPE	Strategy Budget PE	\$0	\$0	\$0	\$0	\$0	\$0	\$0	\$0	\$0	\$0
SB 102	Strategy 102	\$0	\$0	\$0	\$0	\$0	\$0	\$0	\$0	\$0	\$0
	Total	\$0	\$0	\$25,790,409	\$25,790,409	\$35,178,060	\$35,178,060	\$15,001,758	\$15,001,758	\$75,970,227	\$75,970,227

Funding Participation Source

Source	FY 2019	FY 2020	FY 2021	FY 2022	Total FY 19-22
Federal	\$0	\$20,632,328	\$30,061,286	\$12,965,055	\$63,658,669
State	\$0	\$5,158,082	\$5,116,775	\$2,036,700	\$12,311,557
Local Match	\$0	\$0	\$0	\$0	\$0
CAT 3 - Local Contributions (LC)	\$0	\$0	\$0	\$0	\$0
CAT 3 - Prop 1	\$0	\$0	\$0	\$0	\$0
CAT 3 - Prop 12	\$0	\$0	\$0	\$0	\$0
CAT 3 - Prop 14 Bonds	\$0	\$0	\$0	\$0	\$0
CAT 3 - Texas Mobility Fund	\$0	\$0	\$0	\$0	\$0
CAT 3 - TDC	\$0	\$0	\$0	\$0	\$0
Other - Strategy PE Budget	\$0	\$0	\$0	\$0	\$0
Other - Strategy 102 Budget	\$0	\$0	\$0	\$0	\$0
Total	\$0	\$25,790,410	\$35,178,061	\$15,001,755	\$75,970,226

Add or remove row(s) of funding participation source if needed

Integration of Performance Measures into the Amarillo MPO FY 2019-FY 2022 Transportation Improvement Program

Introduction

What started out as part of Moving Ahead for Progress in the 21st Century (MAP-21) and continued in the Fixing America's Surface Transportation (FAST) Act. The State DOT's and Metropolitan Planning Organizations (MPOs) are required to move toward a performance based planning process. This process uses a project selection process with emphasis on specific planning factors. The Amarillo MPO also considers the following performance measures in addition to its scoring criteria. Under MAP-21 the States are required to set performance targets for safety, Transit Asset Management (TAM), Pavement and Bridge condition, and System performance measures.

A TIP that is amended after October 1, 2018 must meet the federal Performance Based Planning and Programming requirements to be approved. Amarillo MPO is proposing an amendment to its approved FY 2019-2022 TIP. This amendment contains only Transit revisions. These revisions are essentially revised amounts for operating and preventative maintenance with the addition of projects for replacing buses, a new bus facility and training. All of these projects assist with achieving the TAM Targets.

Highway Safety (PM1)

The Texas Department of Transportation (TxDOT) established their safety targets to support the Strategic Highway Safety Plan (SHSP) and the Highway Safety Improvement Program (HSIP). Once the State set their safety targets the MPO's in Texas had 180 days to establish their targets. The MPO's could either adopt the TxDOT targets or establish their own targets to that would help achieve the statewide targets. The Amarillo MPO chose to adopt TxDOT's targets. These targets for 2019 are:

- Number of Fatalities: 3791.0
- Rate of Fatalities per 100 million Vehicle Miles Traveled (VMT): 1.414
- Number of Serious Injuries: 17,751.0
- Rate of Serious Injuries per 100 million VMT: 6.550
- Number of Non- Motorized Fatalities and Non-Motorized Serious Injuries: 2237.6

It is anticipated that all of the individually listed projects in the 2019-2022 TIP have an impact on safety. They all will aid in achieving the safety targets.

Transit Asset Management (TAM)

Performance measures were also added to address Transit agency performance. This was done primarily through the Transit Asset Management assessment and planning requirements. Amarillo City Transit (ACT) developed a TAM plan to meet this requirement. All assets owned by ACT were examined using the Federal Transit Administration (FTA) Transit Economic Requirement Model (TERM). The term scale is from one to five to determine the quality of the asset. The scale is as follows:

- | | |
|-------------|--|
| 1= Poor | The asset is critically damaged or in need of repair; well past useful life. |
| 2= Marginal | Defective or deteriorated in need of replacement; exceeded useful life. |
| 3= Adequate | Moderately deteriorated or defective; has not exceeded useful life. |
| 4= Good | Good Condition, no longer new, may be slightly defective/deteriorated but is |

functional.

5= Excellent No visible defects, new or near new, may still be under warranty if applicable.

An asset is deemed to be in good repair if it has a rating of 3, 4, or 5 on this scale. Similarly, a facility is deemed not to be in good repair if it has a rating of 1 or 2. Using this scale ACT evaluated rolling stock, equipment, and facilities. The results are listing below:

- ACT has three buses currently past their useful life. The plan is to purchase 6 new buses to replace the 3 past their useful life and add 3 additional buses.
- ACT will replace one maintenance truck this year and purchase two additional support vehicles. This will meet the goal of 22%.
- ACT will renovate their bus wash facility, with this action all of their facilities will be above 3 on the TERM scale.

The TAM targets for the 2019 year are listed below:

- Rolling Stock 0%
- Equipment 22%
- Facilities 0%

Pavement and Bridge Condition (PM2)

Amarillo MPO will prioritize projects that support the adopted TxDOT performance measures and targets to maintain the condition of roads and bridges. The road pavement and bridge performance targets are found below:

Performance Measure	Baseline	2020 Target	2022 Target
Pavement on IH			
% in "good" Condition			66.40%
% in "poor" Condition			0.30%
Pavement on non-IH NHS			
% in "good" Condition	54.40%	52.00%	52.30%
% in "poor" Condition	13.80%	14.30%	14.30%

Performance Measure	Baseline	2020 Target	2022 Target
NHS Bridge Deck Condition			
% in "poor" Condition	0.88%	0.80%	0.80%
% in "good" Condition	50.63%	50.58%	50.42%

The projects contained in the FY 2019-2022 TIP, as well as the MPO’s Grouped CSJ projects include:

- The project to reconstruct the 2nd level of IH 40 at SL 335
- The tie in project to construct a grade separation at SL 335 and FM 2590
- Overlay on IH 27 from Western St to North of IH 27/ US 60 interchange

- Overlay of SL 335 from 81st Ave to IH 40
- Bridge maintenance on structures at Paramount-Julian, Georgia St, Western St. and Coulter St.
- Surfacing/Roadway restoration on SL 335, IH 27 and FM 1541

System Performance Measures (PM3)

Amarillo MPO will prioritize projects that support the adopted TxDOT performance measures and targets to maintain system performance. The system performance targets are found below:

Performance Measure	Statewide Baseline	2020 Target	2022 Target
National Highway System Travel Time Reliability			
Interstate Highway System Level of Travel Time Reliability	79.6%	61.2%	56.6%
Non-Interstate Level of Travel Time Reliability	n/a	n/a	55.4%
Truck Travel Time Reliability	1.50	1.70	1.79

Amarillo MPO will prioritize projects with a level of Travel Time Reliability and Truck Travel Time Reliability has shown above.

Conclusion

The Amarillo MPO had originally adopted Safety Measures and Targets in January 2018 and readopted in January 2019; and adopted the City of Amarillo’s transit state of good repair targets on July 19, 2018, then adopted the 2019 state of good repair targets on January the 17, 2019. The PM2 Road and Bridge targets were adopted in October of 2018. The PM3 System performance targets were adopted in December of 2018. The Amarillo MPO Transportation Policy Committee is committed to support, plan and program funding for projects and programs that contribute to the accomplishments of the performance targets. The MPO, along with its partners will continue to monitor the established targets for all performance measures and report achievements in accordance with scheduled reporting periods.

Project Matrix for Benefits to Performance Measure

	PM1: Safety Targets	PM2: Infrastructure Condition Targets	PM3: System Reliability Targets	TAM Targets
A20001	✓	✓	✓	
A20002	✓	✓	✓	
A20003	✓	✓	✓	
A20004	✓	✓	✓	
A20020	✓	✓	✓	
A20021	✓	✓	✓	
A20040	✓	✓	✓	
A20T01				
A20T02				✓
A20T03				✓
A20T04				✓
A20T05				
A20T06				✓
A20T07				
A20T08				
A20T09				✓

