

PROPOSED BUDGET OVERVIEW

CITY OF AMARILLO FISCAL YEAR 2022/2023

The City of Amarillo fiscal year begins October 1 and ends September 30. The fiscal year 2022/2023 (FY22/23) Budget is the most important document approved by City Council annually and guides the City's priorities and work plan.

AMARILLO CITY MANAGER HAS PROPOSED A BALANCED **\$489.9 M** OPERATING BUDGET FOR FY22/23, WHICH INCLUDES THE GENERAL FUND AND SEVERAL OTHER OPERATING FUNDS AND DEDICATED FUNDS.

FY22/23 KEY BUDGET PRIORITIES

- > **Additional Public Safety Support**
- > **Capital Improvement Projects**
 - Fire
 - Parks & Recreation
 - Street
 - Landfill
 - Water and Sewer
 - Drainage Utility
- > **Infrastructure Support & Equipment**
 - Police and Fire
 - Water and Sewer
 - Drainage
 - Fleet Services



THE GENERAL FUND BUDGET ACCOUNTS FOR 49% OF THE TOTAL PROPOSED BUDGET

51% OTHER OPERATING AND DEDICATED FUNDS:

- > 23% Capital Improvement Projects
- > 14% Debt Service Fund
- > 12% Internal Service Funds
- > 12% Water and Sewer System Fund
- > 8% Special Revenue Funds
- > 3% Airport Fund
- > 1% Drainage Utility Fund
- > 1% Capital Improvement Transfers

PROPERTY AND SALES TAX

City of Amarillo's 2022 proposed tax rate is *one of the lowest* rates of comparable cities' approved 2021 property tax rates. **\$0.49086/\$100 Valuation**



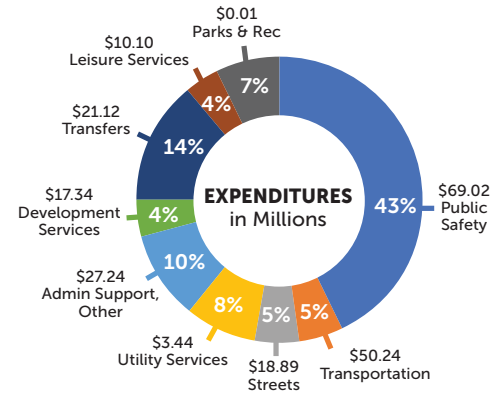
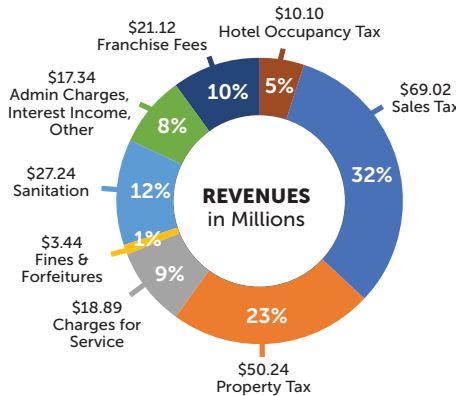
Of the City's General Fund Revenue comes from Property and Sales Tax **43%** Goes toward funding Public Safety expenditures

Sales Tax Revenues are 32% of total General Fund Revenues

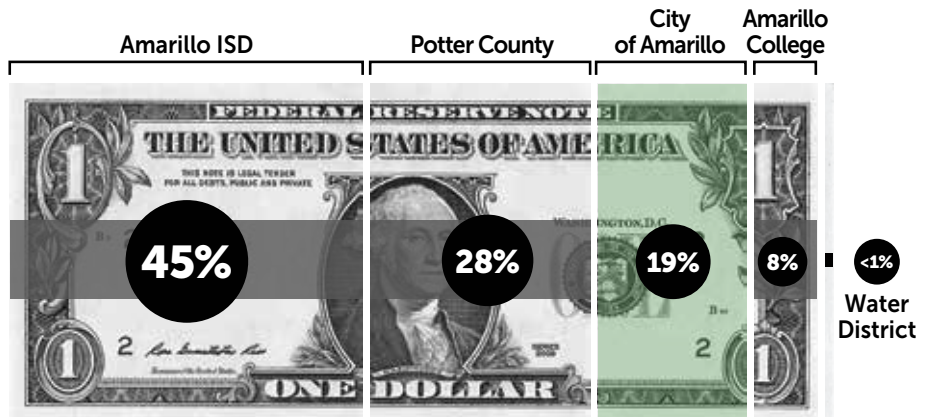
Property Tax Revenues are 23% of total General Fund Revenues

FY22/23 PROPOSED GENERAL FUND

The GENERAL FUND is the City's main operating fund containing the majority of revenues, operating expenditures, and departmental budgets.



LESS THAN 20% OF A HOMEOWNER'S TOTAL TAX BILL GOES TO THE CITY



21/22 TAX RATE OF 3 SMALLER & 3 LARGER CITIES IN TEXAS

IRVING POP. 246,173	0.58390
FRISCO POP. 211,758	0.44660
MCKINNEY POP. 206,654	0.49766
AMARILLO POP. 201,411	0.49086
GRAND PRAIRIE POP. 200,640	0.66500
BROWNSVILLE POP. 186,738	0.70061
KILLEEN POP. 158,391	0.70040

Amarillo's listed tax rate is the PROPOSED rate for FY22/23

A \$100,000 value homeowner in Amarillo will pay \$490.86 per year in City property taxes, or \$40.91 per month, or \$1.34 per day.

CURRENT TAX RATE AMOUNT/MONTH = \$36.95

Current Service Levels:

24 Hour Police and Fire protection, 911 Services, Parks, Streets, Libraries, Rec Centers, Swimming Pools, Neighborhood Services, Planning and Development Services, and more.

PROPOSED TAX RATE AMOUNT/MONTH = \$40.91

All Current Service Levels PLUS:

Four additional Police Officers, a new Fire Station with staffing of 15 new Fire positions, one new Fire District Chief, continued Park maintenance/improvements, athletic field lighting, additional street repairs, Civic Center improvements, and more.

CITIZENS AGES 65 AND OLDER WILL NOT SEE A TAX RATE INCREASE

VIEW DETAILS AT AMARILLO.GOV/BUDGET