

FY 2023-2026

TRANSPORTATION IMPROVEMENT PROGRAM

**AMARILLO URBAN
TRANSPORTATION STUDY**

DRAFT

DRAFT TIP PRESENTED TO MPO POLICY COMMITTEE: March 23, 2022
TIP ADOPTED BY MPO POLICY COMMITTEE:
REVISION DATES:

TABLE OF CONTENTS

Glossary	ii
I. Introduction	3
A. Purpose	
B. Definition of Area	
C. Public Involvement Process	
D. Project Selection Process	
E. Grouped Project CSJs	
F. Progress from Previous Year	
G. Planning Factors	
H. Performance Based Planning Issues	
I. Air Quality Issues	
J. Americans with Disabilities Act (ADA)	
II. TIP Tables	
A. Federal & State Funded Highway Projects	11
B. Grouped Projects Statewide CSJ's	13
Exhibit A. Individual Listing of Grouped Projects	20
C. Federally Funded Transit Projects	24
D. Locally Significant Projects	33
III. Financial Plans	38
IV. Maps	43
V. Appendix A Annual Self-Certification	47
VI. Appendix B Integration of Performance Measures	49
VII. Appendix C Supplemental FAST Act Compliance	55
VIII. Appendix D Illustrative Listing of Projects	59
IX. Revisions	61

Prepared in cooperation with the Texas Department of Transportation and the U.S. Department of Transportation, Federal Highway Administration, and Federal Transit Administration.

This report was funded in part through grant[s] from the Federal Highway Administration and Federal Transit Administration, U.S. Department of Transportation. The views and opinions of the authors [or agency] expressed herein do not necessarily state or reflect those of the U. S. Department of Transportation.

GLOSSARY

PROJECT LISTINGS

CSJ	Control Section Job Number - TXDOT assigned number for projects entered into the Project Development Plan (PDP)
PROJECT ID	Project Identification - Code assigned by the MPO for local tracking/identification. Used to relate projects to the Metropolitan Transportation Plan.
FUNCTIONAL CLASS	<p>Federal Functional Class - Federal classification of streets and Highways into functional operating characteristics.</p> <p>Categories are:</p> <ul style="list-style-type: none">InterstateOther Freeways and ExpresswaysPrincipal ArterialsMinor ArterialsCollectorsMinor CollectorsLocal Streets and Roads
FEDERAL PROGRAMS	<p>Federal Funding Category - Major categories of Federal funding as established by the Fixing America's Surface Transportation Act – (FAST)</p> <p>Categories are:</p> <ul style="list-style-type: none">IC – Interstate ConstructionIM – Interstate MaintenanceNHS – National Highway SystemSTP – Surface Transportation ProgramCMAQ – Congestion & Mitigation Air Quality FundsBridge – On/Off System Bridge RehabilitationDSB – Donor State Bonus FundsMA – Minimum Allocation FundsFLHP – Federal Land Highway ProgramFTA – Federal Transit Administration Funding
PHASE	Project Phase for Federal Funding (E-Preliminary Engineering, R-Right of Way Acquisition, & C-Construction)

I. Introduction

The transportation planning process in the Amarillo Urban Transportation Study Area is carried out by the Amarillo Metropolitan Planning Organization (MPO) in cooperation with the Texas Department of Transportation (TxDOT), the Federal Highway Administration (FHWA), the Federal Transit Administration (FTA), Potter and Randall Counties, the Panhandle Regional Planning Commission, the City of Canyon and the City of Amarillo.

Although the Governor of the State of Texas designated the City of Amarillo as the fiscal agent for the MPO, the Amarillo Metropolitan Planning Organization's Policy Committee administers the transportation planning process in the Amarillo urbanized area. The MPO designation was renewed by contract with TxDOT executed in September 2018.

The federal legislation currently in place is the Infrastructure Investment and Jobs Act, or IIJA. The IIJA creates a streamlined and performance-based surface transportation program and builds on many of the highway, transit, bike, and pedestrian programs and policies first established in 1991.

Those earlier legislative actions the Intermodal Surface Transportation Efficiency Act of 1991 (ISTEA), the Transportation Equity Act for the 21st Century (TEA-21), the Safe, Accountable, Flexible, Efficient Transportation Equity Act – A Legacy for Users (SAFETEA-LU), the Moving Ahead for Progress in the 21st Century Act (MAP-21), the Fixing America's Surface Transportation (FAST) Act and Infrastructure Investment and Jobs Act (IIJA) increased investment in highway, transit, and safety programs, while retaining the basic goals and structure of earlier transportation actions. The IIJA continues to encourage an enhanced role for local decision-making and places important emphasis on flexibility, intermodal goals, and on addressing local and regional needs. In addition, the IIJA elevates the importance of safety by continuing core safety programs, guaranteeing funds for transportation programs; streamlining the environmental review and project delivery process, and promotes performance based planning initiatives. Safety is one of the core elements that effects nearly every project weather it is a highway project or a transit project. The goals of the IIJA, as well as those of the Amarillo Metropolitan Transportation Plan (MTP), the Amarillo Comprehensive Plan and TxDOT, are the core of the urban transportation policy in the AUTS area.

The MPO ensures that transportation plans and programs are consistent with the objectives and goals of the overall urban transportation planning process. It is charged with providing guidance and technical assistance for multi-modal transportation planning and reviewing recommended transportation plans and programs. Primary documents produced by the MPO include the Unified Planning Work Program (UPWP), Transportation Improvement Program (TIP) and Metropolitan Transportation Plan (MTP). The MPO also plays a significant role in transit planning activities.

Purpose

The Transportation Improvement Program (TIP) is a staged, multi-year program of transportation improvements required by the Federal Highway Administration (FHWA) and the Federal Transit Administration (FTA) for urbanized areas receiving federal transportation funds. The purposes of the TIP include:

1. Identification of transportation improvements recommended for advancement during the 4-year program period.
2. Identification of transportation improvement priorities.
3. Provide realistic estimates of total costs and revenues for the program period.
4. Facilitate a cooperative transportation planning process.

In order for projects to be included in the TIP, and thus be eligible for federal funding, they must first be included in the Metropolitan Transportation Plan (MTP). The MTP is developed through the use of the traffic-forecasting model, which is operated by the Texas Department of Transportation (TxDOT). Projects selected for implementation in the TIP have already been subjected to analysis and evaluation

procedures based on policy and planning goals set forth in the MTP. Thus, the TIP is considered as one step toward meeting the goals of the MTP.

Definition of Area

The Amarillo Urban Transportation Study area includes the cities of Amarillo and Canyon and portions of rural Potter and Randall Counties, which includes the incorporated areas of the Village of Palisades, Village of Timbercreek Canyon and Lake Tanglewood. The boundaries of the study area correspond to that area of the region that is likely to become urbanized in the next 20 years. These boundaries also correspond to the limits of the Travel Forecasting Model operated by the Texas Department of Transportation.

Public Involvement Process

Public involvement is assured in the Amarillo Urban Transportation Study through the adopted Public Participation Plan (PPP). The PPP gives citizens the opportunity to comment during all phases of the transportation planning process. The City of Amarillo Traffic Commission and the Amarillo Advisory Commission for People with Disabilities also play a significant role in the development and improvement of transportation plans and programs through recommendation to the MPO staff.

Public meetings for comment and development of the draft TIP were held in Canyon on December 14, 2021 and Amarillo on December 16, 2021. A draft Transportation Improvement Program (TIP) was presented to the MPO Policy Committee for review and comments on March 23, 2022. Throughout the fiscal years 2021 and 2022 MPO staff continued to ask for input from the public and transportation stakeholders regarding the TIP program and projects. The draft Transportation Improvement Program (TIP) was presented to the MPO Policy Committee for approval, at the quarterly meeting on April 21, 2022. This 2023-2026 TIP includes the results of various public meetings, review sessions, and comments received from October 2021 through April 2022.

Numerous public involvement activities were conducted including 30-day public comment periods. The first was December 14, 2021 to January 20, 2022. The second comment period was March 17th to April 18th of 2022. During all comment periods and public meetings citizen input on the draft TIP was sought. These meetings were open to the public and posted as outlined in the MPO's PPP. There was also regional newspaper coverage and advertising regarding the 2023-2026 Transportation Improvement Program. In compliance with FAST Act directives, the MPO's mailing list of local, state, tribal, and federal stakeholders and interested parties was used to send meeting notices and solicit input and comments regarding the development of the 2023-2026 TIP. During these public forums, MPO staff sought comments and answered questions from the public about the planning process, project selection, and the draft 2023-2026 TIP. The comments received have been reviewed by the MPO Policy Committee and provided to the appropriate agency: the Texas Department of Transportation Amarillo District Office, the City of Amarillo, the City of Canyon, Potter County, or Randall County. Amarillo MPO public involvement requirements were followed and documented in the development of the TIP.

Project Selection Process

Projects programmed in the TIP are evaluated using a variety of criteria. The criteria used to evaluate a particular project are identified in the Project Prioritization Method found in the MTP, as well as by how far the project goes toward meeting the goals of the Metropolitan Transportation Plan. The items below include the major elements that are considered in selecting projects.

- Preservation of the Capital Investment
- Safety
- Congestion Relief
- Environmental Protection and Enhancement
- Economic Development
- Aesthetics

Grouped Project CSJs (Control Section Job)

The Amarillo MPO is participating in the use of grouped projects in cooperation with the Federal Highway Administration and the Texas Department of Transportation. TxDOT developed Grouped Project CSJ numbers for projects that are not determined to be regionally significant. This allows those

projects to be grouped in one line item as permitted in Title 23 USC section 135 Statewide Planning. Grouped projects in the form of an individual line item adopted by the MPO policy board are in fact approved by the MPO policy board for purposes of grouping similar types of projects for TIP programming in the future. Grouped exempt projects may be handled by the MPO as an administrative TIP revision, which does not require a formal STIP major revision approval action by FHWA and FTA in conjunction with TXDOT District Offices and TPP (System Planning).

Progress from Previous Years

Federally Funded Projects – The following major projects have been implemented or are currently under construction:

- IH-27 – from Sundown Lane to Bell Street – B-1 Phase 1: Reconstruct Main lane Bridges and Approaches at SL 335 (2nd Level) to accommodate future expansion to 6 Lanes
- SL 335 – from IH 27 to Bell Street – B-1 Phase 1: Construct Frontage roads to Accommodate Future Main lane Bridge at IH 27 (3rd Level)
- SL 335 – from West of Coulter to IH 27; B-1 Phase I: Construct Frontage roads and Grade Separation at Coulter
- SL 335 – from FM 2590 to IH 40; B2 Phase 1: Construct Frontage roads to Accommodate Future Main lanes on new Helium alignment
- SL 335 – from IH 40 to SW 9th Ave; B2 Phase 2: Construct Frontage roads to Accommodate Future Main lane Bridge at IH 40
- SL 335 – from 2590 to West of Coulter St; B-1 Phase II: Construct new 4 main lanes, grade sep, ramps, and 2 lane Frontage roads
- IH 40 – At Whitaker Rd: Replace Existing Bridges and Approaches
- IH-40 – At SL 335 (Lakeside): Replace Existing Bridges and Approaches
- IH 40 – At FM 1258: Replace Existing Bridges and Approaches

Federally Funded Transit Projects - Amarillo City Transit received operating and capital assistance from Section 5307 funds. The associated capital projects were for acquisition of replacement vehicles and support equipment.

Amarillo area Section 5310 funds are utilized through services provided by Panhandle Community Services.

Planning Factors

The Transportation Improvement Program is developed to meet the goals, planning factors, and planning emphasis areas of the FAST Act, which are continued from MAP-21. The planning factors are:

- Support the economic vitality of the metropolitan area, especially by enabling global competitiveness, productivity and efficiency
- Increase the safety of the transportation system for motorized and non motorized users
- Increase the security of the transportation system for motorized and non-motorized users
- Increase the accessibility and mobility of people and for freight
- Protect and enhance the environment, promote energy conservation, improve the quality of life, and promote consistency between transportation improvements and state and local planned growth and economic development patterns
- Enhance the integration and connectivity of the transportation system, across and between modes, for people and freight
- Promote efficient system management and operation
- Emphasize the preservation of the existing transportation system
- Improve the resiliency and reliability of the transportation system and reduce or mitigate storm water impacts of surface transportation; and
- Enhance travel and tourism.

The IIJA added for consideration new areas of planning emphasis. These new areas are:

- Tackling the Climate Crisis
- Equity and Justice 40 in Transportation planning
- Complete Streets
- Public involvement
- Strategic Highway Network/ U.S. Department of Defence Coordination
- Federal Land Management Agency Coordination
- Planning and Environment Linkage
- Data in Transportaion Planning

Performance Based Planning Issues

The Amarillo MPO has developed this FY 2023-26 Transportation Improvement Program to support the fulfillment of national goals identified in the most recent federal transportation bill. Those goals are of prime importance:

- Safety
- Infrastructure Condition
- Congestion Reduction
- System Reliability
- Freight Movement & Economic
- Vitality
- Environmental Sustainability
- Reduced Project Delivery Dates

The Amarillo MPO will work in cooperation with TxDOT to carry out USDOT Performance-Based Planning directives. Under the IIJA, State DOTs and MPOs are required to establish performance targets and evaluate the progress made toward achieving the performance targets for the following performance measures:

Safety:

The Texas Department of Transportation has officially established five safety targets based on five year rolling averages.

Performance Measure	2022 Statewide Target (Expressed as Five-Year 2018-2022 Average)
Total number of traffic related fatalities on all public roads	3,563
Rate of traffic related fatalities on all public roads per 100 million VMT	1.27
Total number of traffic related serious injuries on all public roads	16,677
Rate of traffic related serious injuries on all public roads per 100 million VMT	5.76
Total number of non-motorized fatalities and serious injuries on all public roads	2,367

These performance targets were developed during the update for the 2017-2022 Strategic Highway Safety plan. These targets carry through into the state’s Highway Safety Improvement Plan and the Highway safety Plan. These targets except for the fatality targets, are a 2% reduction from the original trend line

projected out to 2022. The fatality targets were updated in May of 2019, the Texas Transportation Commission (TTC) adopted Minute Order 115481, directing TxDOT to work toward the goal of reducing the number of deaths on Texas roadways by half by the year 2035 and to zero by the year 2050. TxDOT modified its performance measures and target calculations accordingly. The calculations for the new targets were developed by dividing FY 2019 CRIS Fatalities (year the direction was provided by TTC) by the number of years left to 2050. This afforded TxDOT to achieve 50 percent reduction of fatalities by 2035. As of 2035 the reduction in fatalities was recalculated in the same manner to achieve ZERO fatalities by 2050.

The Amarillo MPO Policy Committee adopted TxDOT’s Safety targets and committed to supporting, planning and programming projects that contribute to the accomplishments of these targets at their Policy Committee meeting on January 20, 2022.

The projects listed in the 2023-2026 Transportation Improvement Program support achieving these safety targets. The projects include added capacity and operational improvements that include bicycle and pedestrian facilities, intersection improvements, grade separated overpasses, as well as improving freight movement.

Pavement and Bridge Condition:

The Amarillo MPO Policy Committee has also adopted TxDOT’s Pavement and Bridge Condition Performance Measures. These are commonly referred to as PM2 performance measures. TxDOT has established four targets for pavement and two performance measures for bridge conditions. The targets are found below.

Performance Measure	Baseline	2020 Target	2022 Target	2022 Adjusted Target
Pavement on IH				
% in "good" Condition			66.40%	66.5%
% in "poor" Condition			0.30%	0.2%
Pavement on non-IH NHS				
% in "good" Condition	54.40%	52.00%	52.30%	54.1%
% in "poor" Condition	13.80%	14.30%	14.30%	14.2%

Performance Measure	Baseline	2020 Target	2022 Target	
NHS Bridge Deck Condition				
% in "poor" Condition	0.88%	0.80%	0.80%	1.5%
% in "good" Condition	50.63%	50.58%	50.42%	No Adjustment

System Performance:

Once again the Policy Committee adopted the same targets for system performance as TxDOT. TxDOT has identified three performance measures for system performance. These measures are referred to as PM3. The PM3 measures are Percentage of person-miles traveled on the Interstate system rated “reliable”, Percentage of person-miles traveled on the Non-Interstate system rated “reliable, and percentage of truck travel time on the Interstate system rated and “reliable”. The targets are found below.

Performance Measure	Statewide Baseline	2020 Target	2022 Target	2022 Adjusted Target
National Highway System Travel Time Reliability				
Interstate Highway System Level of Travel Time Reliability	79.6%	61.2%	56.6%	70.0%
Non-Interstate Level of Travel Time Reliability	n/a	n/a	55.4%	70.0%
Truck Travel Time Reliability	1.50	1.70	1.79	1.76

Transit Asset Management:

The Federal Transit Administration established performance measures to assess the performance of transit assets on July 26, 2016. Each transit provider must set performance targets to transit assets. On May 16, 2018 Amarillo City Transit(ACT) approved the first Transit Asset Management(TAM) targets for ACT. Then on July 19, 2018, Amarillo MPO approved the first set of MPO TAM targets. The MPO has continually adopted yearly TAM targets that support ACTs targets. The Amarillo MPO and ACT have also signed an MOU defining roles and responsibilities related to the performance-based planning and programming process in compliance with federal regulations.

The performance targets for FY22 are:

Category	Target
Rolling Stock	2.86 %
Facilities	0.00 %
Equipment	37.50 %

- To reach the rolling stock target, ACT plans to dispose of 2 cutaway buses and purchase 6 additional cutaways.
- To reach the Equipment target, ACT plans to receive vehicles to replace one maintenance truck and purchase two additional support vehicles..
- To reach the facilities target, ACT plans to construct a new transfer terminal which is planned to be completed this fiscal year or at least start, this will reach the target of 0% if it is completed during this fiscal year.

As part of the FAST Act, performance measures were incorporated for transit agencies primarily through the Transit Asset Management assessment and planning requirements. Transit asset management performance measures focus on achieving a state of good repair for the nation’s public transportation systems. By including targets in the metropolitan Transportation Plan (MTP) and the Transportation Improvement Program (TIP) and by reporting on the status of achievement towards the targets, better planning and funding decisions can be made toward the regional and national goals. All ACT assets were examined using the Federal Transit Administration’s Transit Economic Requirement Model (TERM) which uses a scale from one to five to determine the quality of the assets. The scale is as follows:

1= Poor The asset is critically damaged or in need of immediate repair, well past its useful life.

2= Marginal	Defective or deteriorated in need of replacement, exceeded useful life.
3= Adequate	Moderately deteriorated or defective, has not exceeded useful life.
4= Good	Good condition, no longer new, may be slightly defective/deteriorated but its functional.
5= Excellent	No visible defects, new or near new, may still be under warranty if applicable.

An asset is deemed to be in good repair if it has a rating of 3,4,5, on this scale. Likewise, a facility is deemed to not be in good repair if it has a rating of 1 or 2. Using this scale, ACT examined revenue vehicles, non-revenue vehicle and facilities. This examination was then used to determine the targets.

By rule, TIPs amended or updated on or after May 27, 2018 must meet the Performance-Based Planning and Programming (PBPP) planning requirements for the safety performance measures. TIPs amended or updated on or after October 1, 2018 must meet the PBPP planning requirements for FTA's Transit Asset Management Final Rule.

Public Transportation Agency Safety Plan (PTASP):

The PTASP Final Rule 49 CFR Part 673.11 (a)(3), requires that all public transportation providers must develop an Agency Safety Plan (ASP) to include Safety Performance Targets (SPT), based on the safety performance measures established under the National Safety Plan (NSP). The Safety performance measures outlined in the NSP were developed to ensure that the measures can be applied to all modes of public transportation and are based on data currently being submitted to the National Transit Database. The safety performance measures included in the NSP are fatalities, injuries, safety events and system reliability (State of Good Repair as developed and tracked in the TAM Plan).

ACT targets use the following definitions:

- Event means any Accident, Incident or Occurrence.
- Accident means an event that involves any of the following: A loss of life; a report of serious injury to a person; a collision of public transportation vehicles; an evacuation for life safety reasons; at any location, at any time whatever the cause.
- Incident means an event that involves any of the following: a personal injury that is not a serious injury; one or more injuries that require medical transport; or damage to facilities, equipment, rolling stock or infrastructure that disrupts operations.
- Occurrence means an event without any personal injury in which damage to facilities, rolling stock or infrastructure does not disrupt operations.
- System Reliability is defined by the mean distance between major mechanical failures by mode.

ACT calculates the number of Fatalities, Injuries, and Safety Event based upon 1,000,000 revenue miles.

Targets are based upon the five-year average.

	Fixed Route	On Demand
Fatalities	0	0
Injuries	9	1
Safety events	18	7
System Reliability	6,359	3,451

Air Quality Issues

The Clean Air Act of 1990 places several requirements on communities to maintain and improve urban air quality. In response to the Act, the U.S. Department of Transportation has identified those communities in the nation with poor air quality as non-attainment areas and those with good air quality are classified as attainment areas. Although Amarillo has been identified as an attainment area, consideration is still given to the maintenance of good air quality through the appropriate mix of land uses with their resulting travel patterns and through a program to synchronize traffic signals on arterial roads to decrease delay and travel time, resulting in reduced fuel consumption and lower vehicle emissions per vehicle miles traveled.

Americans with Disabilities Act (ADA)

The ADA was designed to establish equal rights for persons with disabilities. The ADA requires municipalities to develop programs that do not discriminate against persons with disabilities solely on the basis of a physical or mental disability. The Act addresses several areas including employment, public services, non-discrimination in the private sector, and telecommunications access. The City of Amarillo includes persons with disabilities in the development of all of its employment programs and public programs and facilities. A significant portion of Amarillo's response to the ADA is directly related to improvements to the Amarillo City Transit system.

**FEDERAL & STATE FUNDED
HIGHWAY PROJECTS**

DRAFT

STATEWIDE TRANSPORTATION IMPROVEMENT PROGRAM
TIP FY 2023-2026
AMARILLO METROPOLITAN PLANNING ORGANIZATION
FY 2023

DISTRICT:	COUNTY	CSJ	HWY	PHASE	CITY	PROJECT SPONSOR	YOE COST
4- AMARILLO	POTTER	2635-04-031	SL 335	C	AMARILLO		\$ 93,934,500
LIMITS FROM:	SW 9th					REVISION DATE: 06/2022	
LIMITS TO:	FM 1719					MPO PROJ NUM: A20003-000	
PROJECT	C-1 Phase I: upgrade to 4-lane divided from 9th to RM 1061,					FUNDING CAT(S): 1,2,4,12	
DESCR:	upgrade to freeway from RM 1061 to FM 1719						
REMARKS						PROJECT HISTORY: MULTI PHASE PROJECT TO CONVERT 2 LANE TO 4 LANE FREEWAY WITH	
P7:						FRT RD FULL BUILD CSJ 2635-04-034	
TOTAL PROJECT COST INFORMATION			AUTHORIZED FUNDING BY CATEGORY/SHARE				
PRELIM ENG:	\$ 4,042,500	COST OF	FEDERAL	STATE	LOCAL	LC	TOTAL
ROW PURCHASE:	\$ 0	APPROVED	1-PRVNT:	\$ 9,147,600	\$ 2,286,900	\$ 0	\$ 11,434,500 *
CONST COST:	\$ 85,800,000	PHASES:	2U-URBAN CRDR:	\$ 20,016,000	\$ 5,004,000	\$ 0	\$ 25,020,000
CONSTR ENG:	\$ 4,092,000		4- STWIDE CNCT:	\$ 22,368,000	\$ 5,592,000	\$ 0	\$ 27,960,000
CONTING:	\$ 1,641,750	\$ 93,934,500	12-STRAT PRIOR:	\$ 25,007,250	\$ 6,251,813	\$ 0	\$ 31,259,063
IND COSTS:	\$ 0		TOTAL	\$ 76,538,850	\$ 19,134,713	\$ 0	\$ 95,673,563
BND FINANCING:	\$ 0						
TOTAL PRJ COST:	\$ 95,576,250						

DISTRICT:	COUNTY	CSJ	HWY	PHASE	CITY	PROJECT SPONSOR	YOE COST
4- AMARILLO	POTTER	2635-04-041	SL 335	C	AMARILLO		\$ 8,656,059
LIMITS FROM:	SW 9th					REVISION DATE:	
LIMITS TO:	FM 1719					MPO PROJ NUM: A20003-000	
PROJECT	RIGHT OF WAY					FUNDING CAT(S): ROW	
DESCR:							
REMARKS						PROJECT HISTORY:	
P7:							
TOTAL PROJECT COST INFORMATION			AUTHORIZED FUNDING BY CATEGORY/SHARE				
PRELIM ENG:	\$ 0	COST OF	FEDERAL	STATE	LOCAL	LC	TOTAL
ROW PURCHASE:	\$ 8,656,059	APPROVED	RIGHT OF WAY	\$ 6,792,680	\$ 1,105,474	\$ 757,905	\$ 8,656,059
CONST COST:	\$ 0	PHASES:					
CONSTR ENG:	\$ 0		TOTAL:	\$ 6,792,680	\$ 1,105,474	\$ 757,905	\$ 8,656,059
CONTING:	\$ 0	\$ 8,656,059					
IND COSTS:	\$ 0						
BND FINANCING:	\$ 0						
TOTAL PRJ COST:	\$ 0						

PHASE : C=CONSTRUCTION, E=ENGINEERING, R= ROW, T=TRANSFER
* = FUNDING NOT FIXED

GROUPED PROJECTS STATEWIDE CSJ's

Grouped Project Section Definitions information revised April 16, 2018

DRAFT

Table 1

GROUPED PROJECT CSJS

Definition of Grouped Projects for use in the STIP
Revised February 23, 2021

PROPOSED CSJ	GROUPED PROJECT CATEGORY	DEFINITION
5000-00-950	PE-Preliminary Engineering	Preliminary Engineering for any project except added capacity projects in a nonattainment area. Includes activities which do not involve or lead directly to construction, such as planning and research activities; grants for training; engineering to define the elements of a proposed action or alternatives so that social, economic, and environmental effects can be assessed.
5000-00-951	Right of Way	Right of Way acquisition for any project except added capacity projects in a nonattainment area. Includes relocation assistance, hardship acquisition and protective buying.
5000-00-952	Preventive Maintenance and Rehabilitation	Projects to include pavement repair to preserve existing pavement so that it may achieve its designed loading. Includes seal coats, overlays, resurfacing, restoration and rehabilitation done with existing ROW. Also includes modernization of a highway by reconstruction, adding shoulders or adding auxiliary lanes (e.g., parking, weaving, turning, climbing, passing, non-added capacity) or drainage improvements associated with rehabilitation [See Note 3].
5000-00-957		
5000-00-958		
5000-00-953	Bridge Replacement and Rehabilitation	Projects to replace and/or rehabilitate functionally obsolete or structurally deficient bridges.
5000-00-954	Railroad Grade Separations	Projects to construct or replace existing highway-railroad grade crossings and to rehabilitate and/or replace deficient railroad underpasses, resulting in no added capacity
5800-00-950	Safety	Projects to include the construction or replacement/rehabilitation of guard rails, median barriers, crash cushions, pavement markings, skid treatments, medians, lighting improvements, highway signs, curb ramps, railroad/highway crossing warning devices, fencing, intersection improvements (e.g., turn lanes), signalization projects and interchange modifications. Also includes projects funded via the Federal Hazard Elimination Program, Federal Railroad Signal Safety Program, or Access Managements projects, except those that result in added capacity.

Table 1

GROUPED PROJECT CSJS

Definition of Grouped Projects for use in the STIP
Revised February 23, 2021

PROPOSED CSJ	GROUPED PROJECT CATEGORY	DEFINITION
5000-00-956	Landscaping	Project consisting of typical right-of-way landscape development, establishment and aesthetic improvements to include any associated erosion control and environmental mitigation activities.
5800-00-915	Intelligent Transportation System Deployment	Highway traffic operation improvement projects including the installation of ramp metering control devices, variable message signs, traffic monitoring equipment and projects in the Federal ITS/IVHS programs.
5000-00-916	Bicycle and Pedestrian	Projects including bicycle and pedestrian lanes, paths and facilities (e.g., sidewalks, shared use paths, side paths, trails, bicycle boulevards, curb extensions, bicycle parking facilities, bikeshare facilities, etc.). Safe Routes to School non-infrastructure related activities (e.g. enforcement, tools, and education programs).
5000-00-917	Safety Rest Areas and Truck Weigh Stations	Construction and improvement of rest areas, and truck weigh stations.
5000-00-918	Transit Improvements and Programs	Projects include the construction and improvement of small passenger shelters and information kiosks. Also includes the construction and improvement of rail storage/maintenance facilities bus transfer facilities where minor amounts of additional land are required and there is not a substantial increase in the number of users. Also includes transit operating assistance, preventative maintenance of transit vehicles and facilities. acquisition of third-party transit services, and transit marketing, and mobility management/coordination. Additionally includes the purchase of new buses and rail cars to replace existing vehicles or for minor expansions of the fleet [See Note 4].
5000-00-919	Recreational Trails Program	Off-Highway Vehicle (OHV), Equestrian, Recreational Water/Paddling Trails and related facilities; Recreational Trails related education and safety programs.

Note 1: Projects eligible for grouping include associated project phases (Preliminary Engineering, Right-Of-Way and Construction).

Note 2: Projects funded with Congestion Mitigation Air Quality funding require a Federal eligibility determination, and are not approved to be grouped.

Table 1

GROUPED PROJECT CSJS

Definition of Grouped Projects for use in the STIP
Revised February 23, 2021

Note 3: Passing lanes include "SUPER 2" lanes consistent with TxDOT's Roadway Design Manual.

Note 4: In PM10 and PM2.5 nonattainment or maintenance areas, such projects may be grouped only if they are in compliance with control measures in the applicable implementation plan.

Note 5: Projects funded as part of the Recreational Trails Program (RTP) and Transportation Alternatives (TA) Program consistent with the grouped project category definitions may be grouped. RTP or TA funded projects that are not consistent with the grouped project category definitions must be individually noted in the Transportation Improvement Program (TIP) and State Transportation Improvement Program (STIP). Road diet projects may not be grouped.

**TRANSPORTATION IMPROVEMENT PROGRAM
AMARILLO DISTRICT
AMARILLO MPO**

DISTRICT	COUNTY	CONT-SECT-JOB	HWY	LET DATE	PHASE	CITY	MPO ID	EST COST
AMARILLO	VARIOUS	5000-00-950	VA	FY 23-26	E	VA		CONSTRAINED STATEWIDE
LIMITS FROM:		GROUPED PROJECT				LIMITS TO:		
DESCRIPTION1:		PE-PRELIMINARY ENGINEERING				REV DATE:		
DESCRIPTION2:						LOCAL CONT:		
DESCRIPTION3:								
LAYMAN DESC1:		PE-PRELIMINARY ENGINEERING						
REMARKS:		SEE EXHIBIT A FOR CANDIDATE PROJECT LIST						
AMARILLO	VARIOUS	5000-00-951	VA	FY 23-26	R	VA		CONSTRAINED STATEWIDE
LIMITS FROM:		GROUPED PROJECT				LIMITS TO:		
DESCRIPTION1:		RIGHT OF WAY ACQUISITION				REV DATE:		
DESCRIPTION2:						LOCAL CONT:		
DESCRIPTION3:								
LAYMAN DESC1:		RIGHT OF WAY ACQUISITION						
REMARKS:		SEE EXHIBIT A FOR INDIVIDUAL PROJECT LIST						
AMARILLO	VARIOUS	5000-00-952	VA	FY 23-26	C	VA		CONSTRAINED STATEWIDE
LIMITS FROM:		GROUPED PROJECT				LIMITS TO:		
DESCRIPTION1:		PREVENTIVE MAINTENANCE AND REHABILITATION				REV DATE:		
DESCRIPTION2:						LOCAL CONT:		
DESCRIPTION3:								
LAYMAN DESC1:		PREVENTIVE MAINTENANCE AND REHABILITATION						
REMARKS:		SEE EXHIBIT A FOR INDIVIDUAL PROJECT LIST						
AMARILLO	VARIOUS	5000-00-957	VA	FY 23-26	C	VA		CONSTRAINED STATEWIDE
LIMITS FROM:		GROUPED PROJECT				LIMITS TO:		
DESCRIPTION1:		PREVENTIVE MAINTENANCE AND REHABILITATION				REV DATE:		
DESCRIPTION2:						LOCAL CONT:		
DESCRIPTION3:								
LAYMAN DESC1:		PREVENTIVE MAINTENANCE AND REHABILITATION						
REMARKS:		SEE EXHIBIT A FOR INDIVIDUAL PROJECT LIST						
AMARILLO	VARIOUS	5000-00-958	VA	FY 23-26	C	VA		CONSTRAINED STATEWIDE
LIMITS FROM:		GROUPED PROJECT				LIMITS TO:		
DESCRIPTION1:		PREVENTIVE MAINTENANCE AND REHABILITATION				REV DATE:		
DESCRIPTION2:						LOCAL CONT:		
DESCRIPTION3:								
LAYMAN DESC1:		PREVENTIVE MAINTENANCE AND REHABILITATION						
REMARKS:		SEE EXHIBIT A FOR INDIVIDUAL PROJECT LIST						

**TRANSPORTATION IMPROVEMENT PROGRAM
AMARILLO DISTRICT
AMARILLO MPO**

DISTRICT	COUNTY	CONT-SECT-JOB	HWY	LET DATE	PHASE	CITY	MPO ID	EST COST
AMARILLO	VARIOUS	5000-00-953	VA	FY 23-26	C	VA		CONSTRAINED STATEWIDE
LIMITS FROM:		GROUPED PROJECT					LIMITS TO:	
DESCRIPTION1:		BRIDGE REPLACEMENT AND REHABILITATION					REV DATE:	
DESCRIPTION2:							LOCAL CONT:	
DESCRIPTION3:								
LAYMAN DESC1:		BRIDGE REPLACEMENT AND REHABILITATION						
REMARKS:		SEE EXHIBIT A FOR INDIVIDUAL PROJECT LIST						
AMARILLO	VARIOUS	5000-00-954	VA	FY 23-26	C	VA		CONSTRAINED STATEWIDE
LIMITS FROM:		GROUPED PROJECT					LIMITS TO:	
DESCRIPTION1:		RAILROAD GRADE SEPARATIONS					REV DATE:	
DESCRIPTION2:							LOCAL CONT:	
DESCRIPTION3:								
LAYMAN DESC1:		RAILROAD GRADE SEPARATIONS						
REMARKS:		SEE EXHIBIT A FOR INDIVIDUAL PROJECT LIST						
AMARILLO	VARIOUS	5000-00-950	VA	FY 23-26	C	VA		CONSTRAINED STATEWIDE
LIMITS FROM:		GROUPED PROJECT					LIMITS TO:	
DESCRIPTION1:		SAFETY					REV DATE:	
DESCRIPTION2:							LOCAL CONT:	
DESCRIPTION3:								
LAYMAN DESC1:		SAFETY						
REMARKS:		SEE EXHIBIT A FOR INDIVIDUAL PROJECT LIST						
AMARILLO	VARIOUS	5000-00-956	VA	FY 23-26	C	VA		CONSTRAINED STATEWIDE
LIMITS FROM:		GROUPED PROJECT					LIMITS TO:	
DESCRIPTION1:		LANDSCAPING					REV DATE:	
DESCRIPTION2:							LOCAL CONT:	
DESCRIPTION3:								
LAYMAN DESC1:		LANDSCAPING						
REMARKS:		SEE EXHIBIT A FOR INDIVIDUAL PROJECT LIST						
AMARILLO	VARIOUS	5000-00-915	VA	FY 23-26	C	VA		CONSTRAINED STATEWIDE
LIMITS FROM:		GROUPED PROJECT					LIMITS TO:	
DESCRIPTION1:		INTELLIGENT TRANSPORTATION SYSTEM DEPLOYMENT					REV DATE:	
DESCRIPTION2:							LOCAL CONT:	
DESCRIPTION3:								
LAYMAN DESC1:		INTELLIGENT TRANSPORTATION SYSTEM DEPLOYMENT						
REMARKS:		SEE EXHIBIT A FOR INDIVIDUAL PROJECT LIST						

**TRANSPORTATION IMPROVEMENT PROGRAM
AMARILLO DISTRICT
AMARILLO MPO**

DISTRICT	COUNTY	CONT-SECT-JOB	HWY	LET DATE	PHASE	CITY	MPO ID	EST COST
AMARILLO	VARIOUS	5000-00-916	VA	FY 23-26	C	VA		CONSTRAINED STATEWIDE
LIMITS FROM:		GROUPED PROJECT				LIMITS TO:		
DESCRIPTION1:		BICYCLE AND PEDESTRIAN				REV DATE:		
DESCRIPTION2:						LOCAL CONT:		
DESCRIPTION3:								
LAYMAN DESC1:		BICYCLE AND PEDESTRIAN IMPROVEMENTS						
REMARKS:		SEE EXHIBIT A FOR INDIVIDUAL PROJECT LIST						
AMARILLO	VARIOUS	5000-00-917	VA	FY 23-26	C	VA		CONSTRAINED STATEWIDE
LIMITS FROM:		GROUPED PROJECT				LIMITS TO:		
DESCRIPTION1:		SAFETY REST AREAS AND TRUCK WEIGH STATIONS				REV DATE:		
DESCRIPTION2:						LOCAL CONT:		
DESCRIPTION3:								
LAYMAN DESC1:		SAFETY REST AREAS AND TRUCK WEIGH STATIONS						
REMARKS:		SEE EXHIBIT A FOR INDIVIDUAL PROJECT LIST						
AMARILLO	VARIOUS	5000-00-918	VA	FY 23-26	C	VA		CONSTRAINED STATEWIDE
LIMITS FROM:		GROUPED PROJECT				LIMITS TO:		
DESCRIPTION1:		TRANSIT IMPROVEMENTS AND PROGRAMS				REV DATE:		
DESCRIPTION2:						LOCAL CONT:		
DESCRIPTION3:								
LAYMAN DESC1:		TRANSIT IMPROVEMENTS AND PROGRAMS						
REMARKS:		SEE EXHIBIT A FOR INDIVIDUAL PROJECT LIST						
AMARILLO	VARIOUS	5000-00-919	VA	FY 23-26	C	VA		CONSTRAINED STATEWIDE
LIMITS FROM:		GROUPED PROJECT				LIMITS TO:		
DESCRIPTION1:		REGIONAL TRAILS PROGRAM				REV DATE:		
DESCRIPTION2:						LOCAL CONT:		
DESCRIPTION3:								
LAYMAN DESC1:		REGIONAL TRAILS PROGRAM						
REMARKS:		SEE EXHIBIT A FOR INDIVIDUAL PROJECT LIST						

EXHIBIT A

**INDIVIDUAL LISTING
OF
GROUPED PROJECTS**

(FOR INFORMATIONAL PURPOSES ONLY)

DRAFT

GROUPED PROJECTS
AMARILLO METROPOLITAN PLANNING ORGANIZATION
FY 2023

DISTRICT:	COUNTY	CSJ	HWY	PHASE	CITY	PROJECT SPONSOR	YOE COST
4- AMARILLO	POTTER	0169-02-068	US 80	C,E	AMARILLO		\$ 1,879,940
LIMITS FROM:	SL 335					REVISION DATE: 11/2021	
LIMITS TO:	CARSON COUNTY LINE					MPO PROJ NUM: A20508-000	
PROJECT	INTERSECTION IMPROVEMENTS WITH RIGHT AND/OR LEFT TURN LANES					FUNDING CAT(S): 8	
DESCR:						PROJECT HISTORY:	
REMARKS							
P7:							

TOTAL PROJECT COST INFORMATION			AUTHORIZED FUNDING BY CATEGORY/SHARE						
PRELIM ENG:	\$	80,503	COST OF	FEDERAL	STATE	LOCAL	LC	TOTAL	
ROW PURCHASE:	\$	0	APPROVED	8-SAFETY:	\$ 1,691,946	\$ 187,994	\$ 0	\$ 0	\$ 1,879,940 *
CONST COST:	\$	1,696,261	PHASES:	TOTAL:	\$ 1,691,946	\$ 187,994	\$ 0	\$ 0	\$ 1,879,940
CONST ENG:	\$	103,178							
CONTING:	\$	11,906	\$ 1,879,940						
IND COSTS:	\$	47,645							
BND FINANCING:	\$	0							
TOTAL PRJ COST:	\$	1,874,251							

DISTRICT:	COUNTY	CSJ	HWY	PHASE	CITY	PROJECT SPONSOR	YOE COST
4- AMARILLO	POTTER	0042-11-006	SL 395	C,E	AMARILLO		\$ 2,085,264
LIMITS FROM:	GARFIELD ST.					REVISION DATE: 11/2021	
LIMITS TO:	ALONG 10TH AVE					MPO PROJ NUM: A20-TA-04	
PROJECT	CONSTRUCT PEDESTRIAN INFRASTRUCTURE					FUNDING CAT(S): 9,LC	
DESCR:						PROJECT HISTORY:	
REMARKS							
P7:							

TOTAL PROJECT COST INFORMATION			AUTHORIZED FUNDING BY CATEGORY/SHARE						
PRELIM ENG:	\$	88,335	COST OF	FEDERAL	STATE	LOCAL	LC	TOTAL	
ROW PURCHASE:	\$	0	APPROVED	9-ENHANCEMENTS:	\$ 1,413,928	\$ 0	\$ 353,482	\$ 0	\$ 1,767,410
CONST COST:	\$	1,838,106	PHASES:	LOCAL CONTR:			317,855	317,855 *	
CONST ENG:	\$	158,823		TOTAL:	\$ 1,413,928	\$ 0	\$ 353,482	\$ 317,855	\$ 2,085,265
CONTING:	\$	35,348	\$ 2,085,265						
IND COSTS:	\$	52,280							
BND FINANCING:	\$	0							
TOTAL PRJ COST:	\$	2,102,196							

DISTRICT:	COUNTY	CSJ	HWY	PHASE	CITY	PROJECT SPONSOR	YOE COST
4- AMARILLO	POTTER	0904-00-213	VA	C,E	AMARILLO		\$ 354,057
LIMITS FROM:	VARIOUS					REVISION DATE: 11/2021	
LIMITS TO:						MPO PROJ NUM: A20508-001	
PROJECT	INSTALL TRAFFIC SIGNAL					FUNDING CAT(S): 8	
DESCR:						PROJECT HISTORY:	
REMARKS							
P7:							

TOTAL PROJECT COST INFORMATION			AUTHORIZED FUNDING BY CATEGORY/SHARE						
PRELIM ENG:	\$	15,404	COST OF	FEDERAL	STATE	LOCAL	LC	TOTAL	
ROW PURCHASE:	\$	0	APPROVED	8-SAFETY:	\$ 354,057	\$ 0	\$ 0	\$ 0	\$ 354,057 *
CONST COST:	\$	313,252	PHASES:	TOTAL:	\$ 354,057	\$ 0	\$ 0	\$ 0	\$ 354,057
CONST ENG:	\$	25,401							
CONTING:	\$	13,163	\$ 354,057						
IND COSTS:	\$	9,117							
BND FINANCING:	\$	0							
TOTAL PRJ COST:	\$	364,288							

PHASE : C=CONSTRUCTION, E=ENGINEERING, R= ROW, T=TRANSFER
* = FUNDING NOT FIXED

GROUPED PROJECTS
AMARILLO METROPOLITAN PLANNING ORGANIZATION
FY 2024

DISTRICT:	COUNTY	CSJ	HWY	PHASE	CITY	PROJECT SPONSOR	YOE COST
4- AMARILLO	RANDALL	0168-11-018	SH 217	C,E	AMARILLO		\$ 2,122,628
LIMITS FROM:	US 60					REVISION DATE: 07/2022	
LIMITS TO:	US 87					MPO PROJ NUM: A20500-019	
PROJECT	HIGHWAY IMPROVEMENT					FUNDING CAT(S): 1	
DESCR:					PROJECT HISTORY:		
REMARKS							
P7:							

TOTAL PROJECT COST INFORMATION			AUTHORIZED FUNDING BY CATEGORY/SHARE					
PRELIM ENG:	\$		COST OF APPROVED PHASES:	FEDERAL	STATE	LOCAL	LC	TOTAL
PRELIM ENG:	\$	92,668	1-PRVNT:	\$ 1,698,102	\$ 424,526	\$ 0	\$ 0	\$ 2,122,628 *
ROW PURCHASE:	\$	0	TOTAL:	\$ 1,698,102	\$ 424,526	\$ 0	\$ 0	\$ 2,122,628
CONST COST:	\$	1,956,960						
CONST ENG:	\$	73,000						
CONTING:	\$	79,184						
IND COSTS:	\$	54,844						
BND FINANCING:	\$	0						
TOTAL PRJ COST:	\$	2,111,697						

DISTRICT:	COUNTY	CSJ	HWY	PHASE	CITY	PROJECT SPONSOR	YOE COST
4- AMARILLO	RANDALL	0464-01-027	SH 217	C,E	AMARILLO		\$ 2,092,170
LIMITS FROM:	US 87					REVISION DATE: 07/2022	
LIMITS TO:	2000' EAST OF IH 27					MPO PROJ NUM: A20500-020	
PROJECT	HIGHWAY IMPROVEMENTS					FUNDING CAT(S): 1	
DESCR:					PROJECT HISTORY:		
REMARKS							
P7:							

TOTAL PROJECT COST INFORMATION			AUTHORIZED FUNDING BY CATEGORY/SHARE					
PRELIM ENG:	\$		COST OF APPROVED PHASES:	FEDERAL	STATE	LOCAL	LC	TOTAL
PRELIM ENG:	\$	91,338	1-PRVNT:	\$ 1,673,736	\$ 418,434	\$ 0	\$ 0	\$ 2,092,171
ROW PURCHASE:	\$	0	TOTAL:	\$ 1,673,736	\$ 418,434	\$ 0	\$ 0	\$ 2,092,171
CONST COST:	\$	1,926,880						
CONST ENG:	\$	71,952						
CONTING:	\$	78,048						
IND COSTS:	\$	54,057						
BND FINANCING:	\$	0						
TOTAL PRJ COST:	\$	2,081,396						

DISTRICT:	COUNTY	CSJ	HWY	PHASE	CITY	PROJECT SPONSOR	YOE COST
4- AMARILLO	RANDALL	0067-01-084	US 87	C,E	AMARILLO		\$ 1,551,517
LIMITS FROM:	RUSSELL LONG BLVD					REVISION DATE: 07/2022	
LIMITS TO:	SOUTH CANYON CITY LIMITS					MPO PROJ NUM: A20500-021	
PROJECT	CONSTRUCT PEDESTRIAN INFRASTRUCTURE					FUNDING CAT(S): 10	
DESCR:					PROJECT HISTORY:		
REMARKS							
P7:							

TOTAL PROJECT COST INFORMATION			AUTHORIZED FUNDING BY CATEGORY/SHARE					
PRELIM ENG:	\$		COST OF APPROVED PHASES:	FEDERAL	STATE	LOCAL	LC	TOTAL
PRELIM ENG:	\$	63,570	10-MISC:	\$ 1,241,214	\$ 310,303	\$ 0	\$ 0	\$ 1,551,517 *
ROW PURCHASE:	\$	0	TOTAL:	\$ 1,241,214	\$ 310,303	\$ 0	\$ 0	\$ 1,551,517
CONST COST:	\$	1,373,652						
CONST ENG:	\$	114,295						
CONTING:	\$	25,438						
IND COSTS:	\$	37,623						
BND FINANCING:	\$	0						
TOTAL PRJ COST:	\$	1,512,826						

PHASE : C=CONSTRUCTION, E=ENGINEERING, R= ROW, T=TRANSFER
* = FUNDING NOT FIXED

GROUPED PROJECTS
AMARILLO METROPOLITAN PLANNING ORGANIZATION
FY 2024

DISTRICT:	COUNTY	CSJ	HWY	PHASE	CITY	PROJECT SPONSOR	YOE COST
4-AMARILLO	POTTER	0904-00-214	VA	C,E	AMARILLO		\$ 460,781
LIMITS FROM:	VARIOUS					REVISION DATE: 11/2021	
LIMITS TO:						MPO PROJ NUM: A20508-002	
PROJECT	INSTALL TRAFFIC SIGNAL					FUNDING CAT(S): 8	
DESCR:					PROJECT HISTORY:		
REMARKS							
P7:							

TOTAL PROJECT COST INFORMATION			AUTHORIZED FUNDING BY CATEGORY/SHARE					
		COST OF	FEDERAL	STATE	LOCAL	LC	TOTAL	
PRELIM ENG:	\$ 19,387	APPROVED						
ROW PURCHASE:	\$ 0	PHASES:	8-SAFETY: \$ 460,781	\$ 0	\$ 0	\$ 0	\$ 460,781 *	
CONST COST:	\$ 409,424							
CONST ENG:	\$ 31,970		TOTAL: \$ 460,781	\$ 0	\$ 0	\$ 0	\$ 460,781	
CONTING:	\$ 16,567	\$ 460,781						
IND COSTS:	\$ 11,474							
BND FINANCING:	\$ 0							
TOTAL PRJ COST:	\$ 458,494							

DISTRICT:	COUNTY	CSJ	HWY	PHASE	CITY	PROJECT SPONSOR	YOE COST
4-AMARILLO	RANDALL	2614-01-025	FM 2590	C,E	AMARILLO		\$ 1,703,067
LIMITS FROM:	SL335					REVISION DATE: 11/2021	
LIMITS TO:	US 60 (CANYON)					MPO PROJ NUM: A20508-003	
PROJECT	HIGHWAY IMPROVEMENT					FUNDING CAT(S): 8,11	
DESCR:					PROJECT HISTORY:		
REMARKS							
P7:							

TOTAL PROJECT COST INFORMATION			AUTHORIZED FUNDING BY CATEGORY/SHARE					
		COST OF	FEDERAL	STATE	LOCAL	LC	TOTAL	
PRELIM ENG:	\$ 70,483	APPROVED						
ROW PURCHASE:	\$ 0	PHASES:	8-SAFETY: \$ 1,145,840	\$ 127,316	\$ 0	\$ 0	\$ 1,273,156	
CONST COST:	\$ 1,542,250		11-DIST DISC: 343,928	85,982			429,911 *	
CONST ENG:	\$ 90,334		TOTAL: \$ 1,489,769	\$ 213,298	\$ 0	\$ 0	\$ 1,703,067	
CONTING:	\$ 10,424	\$ 1,703,067						
IND COSTS:	\$ 41,715							
BND FINANCING:	\$ 0							
TOTAL PRJ COST:	\$ 1,640,965							

DISTRICT:	COUNTY	CSJ	HWY	PHASE	CITY	PROJECT SPONSOR	YOE COST
4-AMARILLO	RANDALL	2614-01-026	FM 2590	C,E	AMARILLO		\$ 3,119,917
LIMITS FROM:	SL 335					REVISION DATE: 07/2022	
LIMITS TO:	US 60 (CANYON)					MPO PROJ NUM: A20500-022	
PROJECT	PREVENTATIVE MAINTENANCE					FUNDING CAT(S): 1	
DESCR:					PROJECT HISTORY:		
REMARKS							
P7:							

TOTAL PROJECT COST INFORMATION			AUTHORIZED FUNDING BY CATEGORY/SHARE					
		COST OF	FEDERAL	STATE	LOCAL	LC	TOTAL	
PRELIM ENG:	\$ 136,207	APPROVED						
ROW PURCHASE:	\$ 0	PHASES:	1-PRVNT: \$ 2,495,933	\$ 623,983	\$ 0	\$ 0	\$ 3,119,916 *	
CONST COST:	\$ 2,876,412							
CONST ENG:	\$ 107,298		TOTAL: \$ 2,495,933	\$ 623,983	\$ 0	\$ 0	\$ 3,119,916	
CONTING:	\$ 116,388	\$ 3,119,916						
IND COSTS:	\$ 80,612							
BND FINANCING:	\$ 0							
TOTAL PRJ COST:	\$ 3,103,849							

PHASE : C=CONSTRUCTION, E=ENGINEERING, R= ROW, T=TRANSFER
* = FUNDING NOT FIXED

**FEDERALLY FUNDED
TRANSIT PROJECTS**

DRAFT

FY 2023 TRANSIT PROJECT DESCRIPTIONS
AMARILLO TRANSPORTATION IMPROVEMENT PROGRAM

Amarillo		YOE = Year of Expenditure	
<u>General Project Information</u>		<u>Funding Information (YOE)</u>	
Project Sponsor	Amarillo City Transit	Federal Funding Category	5307
MPO Project Information (reference number, etc)	A20T01S(23)	Federal (FTA) Funds	\$2,583,693
		State Funds from TxDOT	\$489,766
		Other Funds - Local Match	\$2,093,927
Apportionment Year	2023	Fiscal Year Cost	\$5,167,386
Project Phase			
Brief Project Description	Operating Expenses	Total Project Cost	\$5,167,386
		Trans. Dev. Credits Requested	\$0
Sec 5309 ID Number	N.A.	(Date & Amount)	
		Trans. Dev. Credits Awarded	\$0
Amendment Date & Action			
<u>General Project Information</u>		<u>Funding Information (YOE)</u>	
Project Sponsor	Amarillo City Transit	Federal Funding Category	5307
MPO Project Information (reference number, etc)	A20T03S(23)	Federal (FTA) Funds	\$372,800
		State Funds from TxDOT	\$0
		Other Funds - Local Match	\$93,200
Apportionment Year	2023	Fiscal Year Cost	\$466,000
Project Phase			
Brief Project Description	Replace Para-Transit Vehicle	Total Project Cost	\$466,000
		Trans. Dev. Credits Requested	\$0
Sec 5309 ID Number	N.A.	(Date & Amount)	
		Trans. Dev. Credits Awarded	\$0
Amendment Date & Action			
<u>General Project Information</u>		<u>Funding Information (YOE)</u>	
Project Sponsor	Amarillo City Transit	Federal Funding Category	5307
MPO Project Information (reference number, etc)	A20T06S(23)	Federal (FTA) Funds	\$653,809
		State Funds from TxDOT	\$54,059
		Other Funds - Local Match	\$109,393
Apportionment Year	2023	Fiscal Year Cost	\$817,261
Project Phase			
Brief Project Description	Preventative Maintenance (FTA Circular C9030.1D	Total Project Cost	\$817,261
		Trans. Dev. Credits Requested	\$0
Sec 5309 ID Number	N.A.	(Date & Amount)	
		Trans. Dev. Credits Awarded	\$0
Amendment Date & Action			
<u>General Project Information</u>		<u>Funding Information (YOE)</u>	
Project Sponsor	Amarillo City Transit	Federal Funding Category	5307
MPO Project Information (reference number, etc)	A20T07S(23)	Federal (FTA) Funds	\$8,400
		State Funds from TxDOT	\$0
		Other Funds - Local Match	\$2,100
Apportionment Year	2023	Fiscal Year Cost	\$10,500
Project Phase			
Brief Project Description	Training	Total Project Cost	\$10,500
		Trans. Dev. Credits Requested	\$0
Sec 5309 ID Number	N.A.	(Date & Amount)	
		Trans. Dev. Credits Awarded	\$0
Amendment Date & Action			

FY 2023 TRANSIT PROJECT DESCRIPTIONS			
AMARILLO TRANSPORTATION IMPROVEMENT PROGRAM			
Amarillo			YOE = Year of Expenditure
<u>General Project Information</u>		<u>Funding Information (YOE)</u>	
Project Sponsor	Amarillo City Transit	Federal Funding Category	5307
MPO Project Information (reference number, etc)	A20T08S(23)	Federal (FTA) Funds	\$288,230
		State Funds from TxDOT	\$0
		Other Funds - Local Match	\$72,058
Apportionment Year	2023	Fiscal Year Cost	\$360,288
Project Phase			
Brief Project Description	ADA Para-Transit Service	Total Project Cost	\$360,288
		Trans. Dev. Credits Requested (Date & Amount)	\$0
Sec 5309 ID Number	N.A.	Trans. Dev. Credits Awarded	\$0
Amendment Date & Action			
<u>General Project Information</u>		<u>Funding Information (YOE)</u>	
Project Sponsor	Amarillo City Transit	Federal Funding Category	5339
MPO Project Information (reference number, etc)	A20T02S(23)	Federal (FTA) Funds	\$0
		State Funds from TxDOT	\$312,000
		Other Funds - Local Match	\$0
Apportionment Year	2023	Fiscal Year Cost	\$390,000
Project Phase			
Brief Project Description	Replace Bus Vehicles	Total Project Cost	\$390,000
		Trans. Dev. Credits Requested (Date & Amount)	\$78,000
Sec 5309 ID Number	N.A.	Trans. Dev. Credits Awarded	\$0
Amendment Date & Action			
<u>General Project Information</u>		<u>Funding Information (YOE)</u>	
Project Sponsor		Federal Funding Category	
MPO Project Information (reference number, etc)		Federal (FTA) Funds	
		State Funds from TxDOT	
		Other Funds - Local Match	
Apportionment Year		Fiscal Year Cost	
Project Phase			
Brief Project Description		Total Project Cost	
		Trans. Dev. Credits Requested (Date & Amount)	
Sec 5309 ID Number		Trans. Dev. Credits Awarded	
Amendment Date & Action			
<u>General Project Information</u>		<u>Funding Information (YOE)</u>	
Project Sponsor		Federal Funding Category	
MPO Project Information (reference number, etc)		Federal (FTA) Funds	
		State Funds from TxDOT	
		Other Funds - Local Match	
Apportionment Year		Fiscal Year Cost	
Project Phase			
Brief Project Description		Total Project Cost	
		Trans. Dev. Credits Requested (Date & Amount)	
Sec 5309 ID Number		Trans. Dev. Credits Awarded	
Amendment Date & Action			

FY 2024 TRANSIT PROJECT DESCRIPTIONS
AMARILLO TRANSPORTATION IMPROVEMENT PROGRAM

Amarillo		YOE = Year of Expenditure	
General Project Information		Funding Information (YOE)	
Project Sponsor	Amarillo City Transit	Federal Funding Category	5307
MPO Project Information (reference number, etc)	A20T01S(24)	Federal (FTA) Funds	\$2,643,282
		State Funds from TxDOT	\$499,185
		Other Funds - Local Match	\$2,135,097
Apportionment Year	2024	Fiscal Year Cost	\$5,277,564
Project Phase			
Brief Project Description	Operating Expense	Total Project Cost	\$5,277,564
		Trans. Dev. Credits Requested (Date & Amount)	\$0
Sec 5309 ID Number	N.A.	Trans. Dev. Credits Awarded	\$0
Amendment Date & Action			
General Project Information		Funding Information (YOE)	
Project Sponsor	Amarillo City Transit	Federal Funding Category	5307
MPO Project Information (reference number, etc)	A20T03S(24)	Federal (FTA) Funds	\$350,200
		State Funds from TxDOT	\$0
		Other Funds - Local Match	\$0
Apportionment Year	2024	Fiscal Year Cost	\$412,000
Project Phase			
Brief Project Description	Replace Para-Transit Vehicles	Total Project Cost	\$412,000
		Trans. Dev. Credits Requested (Date & Amount)	\$61,800
Sec 5309 ID Number	N.A.	Trans. Dev. Credits Awarded	\$0
Amendment Date & Action			
General Project Information		Funding Information (YOE)	
Project Sponsor	Amarillo City Transit	Federal Funding Category	5307
MPO Project Information (reference number, etc)	A20T06(24)	Federal (FTA) Funds	\$653,809
		State Funds from TxDOT	\$54,059
		Other Funds - Local Match	\$109,393
Apportionment Year	2024	Fiscal Year Cost	\$817,261
Project Phase			
Brief Project Description	Preventative Maintenance (FTA Circular C9030.1D)	Total Project Cost	\$817,261
		Trans. Dev. Credits Requested (Date & Amount)	\$0
Sec 5309 ID Number	N.A.	Trans. Dev. Credits Awarded	\$0
Amendment Date & Action			
General Project Information		Funding Information (YOE)	
Project Sponsor	Amarillo City Transit	Federal Funding Category	5307
MPO Project Information (reference number, etc)	A20T07S(24)	Federal (FTA) Funds	\$8,400
		State Funds from TxDOT	\$0
		Other Funds - Local Match	\$2,100
Apportionment Year	2024	Fiscal Year Cost	\$10,500
Project Phase			
Brief Project Description	Training	Total Project Cost	\$10,500
		Trans. Dev. Credits Requested (Date & Amount)	\$0
Sec 5309 ID Number	N.A.	Trans. Dev. Credits Awarded	\$0
Amendment Date & Action			

FY 2024 TRANSIT PROJECT DESCRIPTIONS
AMARILLO TRANSPORTATION IMPROVEMENT PROGRAM

Amarillo		YOE = Year of Expenditure	
General Project Information		Funding Information (YOE)	
Project Sponsor	Amarillo City Transit	Federal Funding Category	5307
MPO Project Information (reference number, etc)	A20T08S(24)	Federal (FTA) Funds	\$292,330
		State Funds from TxDOT	\$0
		Other Funds - Local Match	\$73,082
Apportionment Year	2024	Fiscal Year Cost	\$365,412
Project Phase			
Brief Project Description	ADA Para-Transit Service	Total Project Cost	\$365,412
		Trans. Dev. Credits Requested (Date & Amount)	\$0
Sec 5309 ID Number	N.A.	Trans. Dev. Credits Awarded	\$0
Amendment Date & Action			
General Project Information		Funding Information (YOE)	
Project Sponsor	Amarillo City Transit	Federal Funding Category	5339
MPO Project Information (reference number, etc)	A20T03S(24)	Federal (FTA) Funds	\$0
		State Funds from TxDOT	\$312,000
		Other Funds - Local Match	\$0
Apportionment Year	2024	Fiscal Year Cost	\$390,000
Project Phase			
Brief Project Description	Replace Para-Transit Vehicle	Total Project Cost	\$390,000
		Trans. Dev. Credits Requested (Date & Amount)	\$78,000
Sec 5309 ID Number	N.A.	Trans. Dev. Credits Awarded	\$0
Amendment Date & Action			
General Project Information		Funding Information (YOE)	
Project Sponsor		Federal Funding Category	
MPO Project Information (reference number, etc)		Federal (FTA) Funds	
		State Funds from TxDOT	
		Other Funds - Local Match	
Apportionment Year		Fiscal Year Cost	
Project Phase			
Brief Project Description		Total Project Cost	
		Trans. Dev. Credits Requested (Date & Amount)	
Sec 5309 ID Number		Trans. Dev. Credits Awarded	
Amendment Date & Action			
General Project Information		Funding Information (YOE)	
Project Sponsor		Federal Funding Category	
MPO Project Information (reference number, etc)		Federal (FTA) Funds	
		State Funds from TxDOT	
		Other Funds - Local Match	
Apportionment Year		Fiscal Year Cost	
Project Phase			
Brief Project Description		Total Project Cost	
		Trans. Dev. Credits Requested (Date & Amount)	
Sec 5309 ID Number		Trans. Dev. Credits Awarded	
Amendment Date & Action			

**FY 2025 TRANSIT PROJECT DESCRIPTIONS
AMARILLO TRANSPORTATION IMPROVEMENT PROGRAM**

Amarillo		YOE = Year of Expenditure	
General Project Information		Funding Information (YOE)	
Project Sponsor	Amarillo City Transit	Federal Funding Category	5307
MPO Project Information (reference number, etc)	A20T01S(25)	Federal (FTA) Funds	\$2,643,282
		State Funds from TxDOT	\$499,185
		Other Funds - Local Match	\$2,135,097
Apportionment Year	2025	Fiscal Year Cost	\$5,277,564
Project Phase			
Brief Project Description	Operating Expenses	Total Project Cost	\$5,277,564
		Trans. Dev. Credits Requested (Date & Amount)	
Sec 5309 ID Number	N.A.	Trans. Dev. Credits Awarded	
Amendment Date & Action			
General Project Information		Funding Information (YOE)	
Project Sponsor	Amarillo City Transit	Federal Funding Category	5307
MPO Project Information (reference number, etc)	A20T06S(25)	Federal (FTA) Funds	\$653,809
		State Funds from TxDOT	\$54,059
		Other Funds - Local Match	\$109,393
Apportionment Year	2025	Fiscal Year Cost	\$817,261
Project Phase			
Brief Project Description	Preventative Maintenance (FTA Circular C9030.1D)	Total Project Cost	\$817,261
		Trans. Dev. Credits Requested (Date & Amount)	
Sec 5309 ID Number	N.A.	Trans. Dev. Credits Awarded	
Amendment Date & Action			
General Project Information		Funding Information (YOE)	
Project Sponsor	Amarillo City Transit	Federal Funding Category	5307
MPO Project Information (reference number, etc)	A20T07S(25)	Federal (FTA) Funds	\$8,400
		State Funds from TxDOT	\$0
		Other Funds - Local Match	\$2,100
Apportionment Year	2025	Fiscal Year Cost	\$10,500
Project Phase			
Brief Project Description	Training	Total Project Cost	\$10,500
		Trans. Dev. Credits Requested (Date & Amount)	
Sec 5309 ID Number	N.A.	Trans. Dev. Credits Awarded	
Amendment Date & Action			
General Project Information		Funding Information (YOE)	
Project Sponsor	Amarillo City Transit	Federal Funding Category	5307
MPO Project Information (reference number, etc)	A20T08S(25)	Federal (FTA) Funds	\$95,000
		State Funds from TxDOT	\$0
		Other Funds - Local Match	\$23,750
Apportionment Year	2025	Fiscal Year Cost	\$118,750
Project Phase			
Brief Project Description	ADA Para-Trans Service	Total Project Cost	\$118,750
		Trans. Dev. Credits Requested (Date & Amount)	
Sec 5309 ID Number	N.A.	Trans. Dev. Credits Awarded	
Amendment Date & Action			

**FY 2025 TRANSIT PROJECT DESCRIPTIONS
AMARILLO TRANSPORTATION IMPROVEMENT PROGRAM**

Amarillo		YOE = Year of Expenditure	
General Project Information		Funding Information (YOE)	
Project Sponsor	Amarillo City Transit	Federal Funding Category	5339
MPO Project Information (reference number, etc)	A20T02S(25)	Federal (FTA) Funds	\$0
		State Funds from TxDOT	\$312,000
		Other Funds - Local Match	\$0
Apportionment Year	2025	Fiscal Year Cost	\$390,000
Project Phase			
Brief Project Description	Replace Bus Vehicle	Total Project Cost	\$390,000
		Trans. Dev. Credits Requested (Date & Amount)	
Sec 5309 ID Number	N.A.	Trans. Dev. Credits Awarded	
Amendment Date & Action			
General Project Information		Funding Information (YOE)	
Project Sponsor		Federal Funding Category	
MPO Project Information (reference number, etc)		Federal (FTA) Funds	
		State Funds from TxDOT	
		Other Funds - Local Match	
Apportionment Year		Fiscal Year Cost	
Project Phase			
Brief Project Description		Total Project Cost	
		Trans. Dev. Credits Requested (Date & Amount)	
Sec 5309 ID Number		Trans. Dev. Credits Awarded	
Amendment Date & Action			
General Project Information		Funding Information (YOE)	
Project Sponsor		Federal Funding Category	
MPO Project Information (reference number, etc)		Federal (FTA) Funds	
		State Funds from TxDOT	
		Other Funds - Local Match	
Apportionment Year		Fiscal Year Cost	
Project Phase			
Brief Project Description		Total Project Cost	
		Trans. Dev. Credits Requested (Date & Amount)	
Sec 5309 ID Number		Trans. Dev. Credits Awarded	
Amendment Date & Action			
General Project Information		Funding Information (YOE)	
Project Sponsor		Federal Funding Category	
MPO Project Information (reference number, etc)		Federal (FTA) Funds	
		State Funds from TxDOT	
		Other Funds - Local Match	
Apportionment Year		Fiscal Year Cost	
Project Phase			
Brief Project Description		Total Project Cost	
		Trans. Dev. Credits Requested (Date & Amount)	
Sec 5309 ID Number		Trans. Dev. Credits Awarded	
Amendment Date & Action			

**FY 2026 TRANSIT PROJECT DESCRIPTIONS
AMARILLO TRANSPORTATION IMPROVEMENT PROGRAM**

Amarillo		YOE = Year of Expenditure	
General Project Information		Funding Information (YOE)	
Project Sponsor	Amarillo City Transit	Federal Funding Category	5307
MPO Project Information (reference number, etc)	A20T01S(26)	Federal (FTA) Funds	\$2,643,282
		State Funds from TxDOT	\$499,185
		Other Funds - Local Match	\$2,135,097
Apportionment Year	2026	Fiscal Year Cost	\$5,277,564
Project Phase			
Brief Project Description	Operating Expenses	Total Project Cost	\$5,277,564
		Trans. Dev. Credits Requested (Date & Amount)	
Sec 5309 ID Number	N.A.	Trans. Dev. Credits Awarded	
Amendment Date & Action			
General Project Information		Funding Information (YOE)	
Project Sponsor	Amarillo City Transit	Federal Funding Category	5307
MPO Project Information (reference number, etc)	A20T06S(26)	Federal (FTA) Funds	\$653,809
		State Funds from TxDOT	\$54,059
		Other Funds - Local Match	\$109,393
Apportionment Year	2026	Fiscal Year Cost	\$817,261
Project Phase			
Brief Project Description	Preventative Maintenance (FTA Circular C9030.1D)	Total Project Cost	\$817,261
		Trans. Dev. Credits Requested (Date & Amount)	
Sec 5309 ID Number	N.A.	Trans. Dev. Credits Awarded	
Amendment Date & Action			
General Project Information		Funding Information (YOE)	
Project Sponsor	Amarillo City Transit	Federal Funding Category	5307
MPO Project Information (reference number, etc)	A20T07S(26)	Federal (FTA) Funds	\$8,400
		State Funds from TxDOT	\$0
		Other Funds - Local Match	\$2,100
Apportionment Year	2026	Fiscal Year Cost	\$10,500
Project Phase			
Brief Project Description	Training	Total Project Cost	\$10,500
		Trans. Dev. Credits Requested (Date & Amount)	\$0
Sec 5309 ID Number	N.A.	Trans. Dev. Credits Awarded	
Amendment Date & Action			
General Project Information		Funding Information (YOE)	
Project Sponsor	Amarillo City Transit	Federal Funding Category	5307
MPO Project Information (reference number, etc)	A20T08S(26)	Federal (FTA) Funds	\$95,000
		State Funds from TxDOT	\$0
		Other Funds - Local Match	\$23,750
Apportionment Year	2026	Fiscal Year Cost	\$118,750
Project Phase			
Brief Project Description	ADA Para-Transit Service	Total Project Cost	\$118,750
		Trans. Dev. Credits Requested (Date & Amount)	
Sec 5309 ID Number	N.A.	Trans. Dev. Credits Awarded	
Amendment Date & Action			

**FY 2026 TRANSIT PROJECT DESCRIPTIONS
AMARILLO TRANSPORTATION IMPROVEMENT PROGRAM**

Amarillo		YOE = Year of Expenditure	
<u>General Project Information</u>		<u>Funding Information (YOE)</u>	
Project Sponsor	Amarillo City Transit	Federal Funding Category	5339
MPO Project Information (reference number, etc)	A20T02S(26)	Federal (FTA) Funds	\$0
		State Funds from TxDOT	\$312,000
		Other Funds - Local Match	\$0
Apportionment Year	2026	Fiscal Year Cost	\$312,000
Project Phase			
Brief Project Description	Replace Bus Vehicle	Total Project Cost	\$312,000
		Trans. Dev. Credits Requested (Date & Amount)	
Sec 5309 ID Number	N.A.	Trans. Dev. Credits Awarded	
Amendment Date & Action			
<u>General Project Information</u>		<u>Funding Information (YOE)</u>	
Project Sponsor		Federal Funding Category	
MPO Project Information (reference number, etc)		Federal (FTA) Funds	
		State Funds from TxDOT	
		Other Funds - Local Match	
Apportionment Year		Fiscal Year Cost	
Project Phase			
Brief Project Description		Total Project Cost	
		Trans. Dev. Credits Requested (Date & Amount)	
Sec 5309 ID Number		Trans. Dev. Credits Awarded	
Amendment Date & Action			
<u>General Project Information</u>		<u>Funding Information (YOE)</u>	
Project Sponsor		Federal Funding Category	
MPO Project Information (reference number, etc)		Federal (FTA) Funds	
		State Funds from TxDOT	
		Other Funds - Local Match	
Apportionment Year		Fiscal Year Cost	
Project Phase			
Brief Project Description		Total Project Cost	
		Trans. Dev. Credits Requested (Date & Amount)	
Sec 5309 ID Number		Trans. Dev. Credits Awarded	
Amendment Date & Action			
<u>General Project Information</u>		<u>Funding Information (YOE)</u>	
Project Sponsor		Federal Funding Category	
MPO Project Information (reference number, etc)		Federal (FTA) Funds	
		State Funds from TxDOT	
		Other Funds - Local Match	
Apportionment Year		Fiscal Year Cost	
Project Phase			
Brief Project Description		Total Project Cost	
		Trans. Dev. Credits Requested (Date & Amount)	
Sec 5309 ID Number		Trans. Dev. Credits Awarded	
Amendment Date & Action			

**LOCALLY
SIGNIFICANT PROJECTS**

DRAFT

**FY 2023 LOCALLY FUNDED PROJECT LISTING
AMARILLO MPO TRANSPORTATION IMPROVEMENT PROGRAM**

General Project Information		YOE Funding Information	
TxDOT District:	Amarillo	Fiscal Year:	2023
Project Sponsor:	CITY OF AMARILLO	Federal Funding Category:	
MPO Project Number:	AMA-L-SR(23)	Federal Share:	\$0
Project Contract Date:	May 2023	State - TxDOT:	\$0
Project Phase:	Construction	Local Share:	\$2,587,000
Brief Project Description:	Street Resurfacing	Total Cost of Project:	\$2,587,000

General Project Information		YOE Funding Information	
TxDOT District:	NA	Fiscal Year:	
Project Sponsor:		Federal Funding Category:	
MPO Project Number:		Federal Share:	
Project Contract Date:		State - TxDOT:	
Project Phase:		Local Share:	
Brief Project Description:		Total Cost of Project:	

General Project Information		YOE Funding Information	
TxDOT District:	NA	Fiscal Year:	
Project Sponsor:		Federal Funding Category:	
MPO Project Number:		Federal Share:	
Project Contract Date:		State - TxDOT:	
Project Phase:		Local Share:	
Brief Project Description:		Total Cost of Project:	

General Project Information		YOE Funding Information	
TxDOT District:	NA	Fiscal Year:	
Project Sponsor:		Federal Funding Category:	
MPO Project Number:		Federal Share:	
Project Contract Date:		State - TxDOT:	
Project Phase:		Local Share:	
Brief Project Description:		Total Cost of Project:	

**FY 2024 LOCALLY FUNDED PROJECT LISTING
AMARILLO MPO TRANSPORTATION IMPROVEMENT PROGRAM**

General Project Information		YOE Funding Information	
TxDOT District:	Amarillo	Fiscal Year:	2024
Project Sponsor:	CITY OF AMARILLO	Federal Funding Category:	
MPO Project Number:	AMA-L-SR(24)	Federal Share:	\$0
Project Contract Date:	May 2024	State - TxDOT:	\$0
Project Phase:	Construction	Local Share:	\$2,587,000
Brief Project Description:	Street Resurfacing	Total Cost of Project:	\$2,587,000

General Project Information		YOE Funding Information	
TxDOT District:	NA	Fiscal Year:	
Project Sponsor:		Federal Funding Category:	
MPO Project Number:		Federal Share:	
Project Contract Date:		State - TxDOT:	
Project Phase:		Local Share:	
Brief Project Description:		Total Cost of Project:	

General Project Information		YOE Funding Information	
TxDOT District:	NA	Fiscal Year:	
Project Sponsor:		Federal Funding Category:	
MPO Project Number:		Federal Share:	
Project Contract Date:		State - TxDOT:	
Project Phase:		Local Share:	
Brief Project Description:		Total Cost of Project:	

General Project Information		YOE Funding Information	
TxDOT District:	NA	Fiscal Year:	
Project Sponsor:		Federal Funding Category:	
MPO Project Number:		Federal Share:	
Project Contract Date:		State - TxDOT:	
Project Phase:		Local Share:	
Brief Project Description:		Total Cost of Project:	

**FY 2025 LOCALLY FUNDED PROJECT LISTING
AMARILLO MPO TRANSPORTATION IMPROVEMENT PROGRAM**

General Project Information		YOE Funding Information	
TxDOT District:	Amarillo	Fiscal Year:	2025
Project Sponsor:	CITY OF AMARILLO	Federal Funding Category:	
MPO Project Number:	AMA-L-SR(25)	Federal Share:	\$0
Project Contract Date:	May 2025	State - TxDOT:	\$0
Project Phase:	Construction	Local Share:	\$2,587,000
Brief Project Description:	Street Resurfacing	Total Cost of Project:	\$2,587,000

General Project Information		YOE Funding Information	
TxDOT District:	NA	Fiscal Year:	
Project Sponsor:		Federal Funding Category:	
MPO Project Number:		Federal Share:	
Project Contract Date:		State - TxDOT:	
Project Phase:		Local Share:	
Brief Project Description:		Total Cost of Project:	

General Project Information		YOE Funding Information	
TxDOT District:	NA	Fiscal Year:	
Project Sponsor:		Federal Funding Category:	
MPO Project Number:		Federal Share:	
Project Contract Date:		State - TxDOT:	
Project Phase:		Local Share:	
Brief Project Description:		Total Cost of Project:	

General Project Information		YOE Funding Information	
TxDOT District:	NA	Fiscal Year:	
Project Sponsor:		Federal Funding Category:	
MPO Project Number:		Federal Share:	
Project Contract Date:		State - TxDOT:	
Project Phase:		Local Share:	
Brief Project Description:		Total Cost of Project:	

**FY 2026 LOCALLY FUNDED PROJECT LISTING
AMARILLO MPO TRANSPORTATION IMPROVEMENT PROGRAM**

General Project Information		YOE Funding Information	
TxDOT District:	Amarillo	Fiscal Year:	2026
Project Sponsor:	CITY OF AMARILLO	Federal Funding Category:	
MPO Project Number:	AMA-L-SR(26)	Federal Share:	\$0
Project Contract Date:	May 2026	State - TxDOT:	\$0
Project Phase:	Construction	Local Share:	\$2,587,000
Brief Project Description:	Street Resurfacing	Total Cost of Project:	\$2,587,000

General Project Information		YOE Funding Information	
TxDOT District:	NA	Fiscal Year:	
Project Sponsor:		Federal Funding Category:	
MPO Project Number:		Federal Share:	
Project Contract Date:		State - TxDOT:	
Project Phase:		Local Share:	
Brief Project Description:		Total Cost of Project:	

General Project Information		YOE Funding Information	
TxDOT District:	NA	Fiscal Year:	
Project Sponsor:		Federal Funding Category:	
MPO Project Number:		Federal Share:	
Project Contract Date:		State - TxDOT:	
Project Phase:		Local Share:	
Brief Project Description:		Total Cost of Project:	

General Project Information		YOE Funding Information	
TxDOT District:	NA	Fiscal Year:	
Project Sponsor:		Federal Funding Category:	
MPO Project Number:		Federal Share:	
Project Contract Date:		State - TxDOT:	
Project Phase:		Local Share:	
Brief Project Description:		Total Cost of Project:	

FINANCIAL PLAN

DRAFT



**Amarillo Metropolitan Planning Organization
Initial FY 2023 - 2026 Transportation Improvement Program**

Funding by Category

Funding Category	Description	FY 2023		FY 2024		FY 2025		FY 2026		Total FY 2023 - 2026	
		Programmed	Authorized	Programmed	Authorized	Programmed	Authorized	Programmed	Authorized	Programmed	Authorized
1	Preventive Maintenance and Rehabilitation	\$11,434,500	\$11,434,500	\$0	\$0	\$0	\$0	\$0	\$0	\$11,434,500	\$11,434,500
2M or 2U	Urban Area (Non- TMA) Corridor Projects	\$25,020,000	\$25,020,000	\$0	\$0	\$0	\$0	\$0	\$0	\$25,020,000	\$25,020,000
3	Non-Traditionally Funded Transportation Project	\$0	\$0	\$0	\$0	\$0	\$0	\$0	\$0	\$0	\$0
3DB	Design Build (DB)	\$0	\$0	\$0	\$0	\$0	\$0	\$0	\$0	\$0	\$0
4	Urban and Regional Connectivity	\$27,960,000	\$27,960,000	\$0	\$0	\$0	\$0	\$0	\$0	\$27,960,000	\$27,960,000
5	CMAQ	\$0	\$0	\$0	\$0	\$0	\$0	\$0	\$0	\$0	\$0
6	Structures - Bridge	\$0	\$0	\$0	\$0	\$0	\$0	\$0	\$0	\$0	\$0
7	Metro Mobility & Rehab	\$0	\$0	\$0	\$0	\$0	\$0	\$0	\$0	\$0	\$0
8	Safety	\$0	\$0	\$0	\$0	\$0	\$0	\$0	\$0	\$0	\$0
9	TAP Set-Aside Program	\$0	\$0	\$0	\$0	\$0	\$0	\$0	\$0	\$0	\$0
10	Supplemental Transportation	\$0	\$0	\$0	\$0	\$0	\$0	\$0	\$0	\$0	\$0
10 CBI	Corridor Border	\$0	\$0	\$0	\$0	\$0	\$0	\$0	\$0	\$0	\$0
11	District Discretionary	\$0	\$0	\$0	\$0	\$0	\$0	\$0	\$0	\$0	\$0
11	Energy Sector	\$0	\$0	\$0	\$0	\$0	\$0	\$0	\$0	\$0	\$0
12	Texas Clear Lanes	\$0	\$0	\$0	\$0	\$0	\$0	\$0	\$0	\$0	\$0
12	Strategic Priority	\$31,259,063	\$31,259,063	\$0	\$0	\$0	\$0	\$0	\$0	\$31,259,063	\$31,259,063
SW PE	Statewide Budget PE	\$0	\$0	\$0	\$0	\$0	\$0	\$0	\$0	\$0	\$0
SW ROW	Statewide Budget ROW	\$8,656,059	\$8,656,059	\$0	\$0	\$0	\$0	\$0	\$0	\$8,656,059	\$8,656,059
Total		\$104,329,622	\$104,329,622	\$0	\$0	\$0	\$0	\$0	\$0	\$104,329,622	\$104,329,622

Funding Participation Source

Source	FY 2023	FY 2024	FY 2025	FY 2026	Total FY 23-26
Federal	\$76,538,850	\$0	\$0	\$0	\$76,538,850
State	\$19,134,713	\$0	\$0	\$0	\$19,134,713
Local Match	\$0	\$0	\$0	\$0	\$0
CAT 3 - Local Contributions (LC)	\$0	\$0	\$0	\$0	\$0
CAT 3 - DB	\$0	\$0	\$0	\$0	\$0
CAT 3 - Prop 14 Bonds	\$0	\$0	\$0	\$0	\$0
CAT 3 - Texas Mobility Fund	\$0	\$0	\$0	\$0	\$0
CAT 3 - Vehicle Registration Fees - VTR	\$0	\$0	\$0	\$0	\$0
CAT 3 - RTR	\$0	\$0	\$0	\$0	\$0
CAT 3 - PTF	\$0	\$0	\$0	\$0	\$0
CAT 3 - TDC	\$0	\$0	\$0	\$0	\$0
Statewide Budget PE	\$0	\$0	\$0	\$0	\$0
Statewide Budget ROW	\$8,656,059	\$0	\$0	\$0	\$8,656,059
Total	\$104,329,622	\$0	\$0	\$0	\$104,329,622



**Amarillo Metropolitan Planning Organization
Initial FY 2023 - 2026 Transportation Improvement Program**

Funding by Category

		FY 2023		FY 2024		FY 2025		FY 2026		Total FY 2023 - 2026	
Funding Category	Description	Programmed	Authorized	Programmed	Authorized	Programmed	Authorized	Programmed	Authorized	Programmed	Authorized
1	Preventive Maintenance and Rehabilitation	\$0	\$0	\$7,334,715	\$0	\$0	\$0	\$0	\$0	\$7,334,715	\$0
2M or 2U	Urban Area (Non-TMA) Corridor Projects	\$0	\$0	\$0	\$0	\$0	\$0	\$0	\$0	\$0	\$0
3	Non-Traditionally Funded Transportation Project	\$0	\$0	\$0	\$0	\$0	\$0	\$0	\$0	\$0	\$0
3DB	Design Build (DB)	\$0	\$0	\$0	\$0	\$0	\$0	\$0	\$0	\$0	\$0
4	Urban and Regional Connectivity	\$0	\$0	\$0	\$0	\$0	\$0	\$0	\$0	\$0	\$0
5	CMAQ	\$0	\$0	\$0	\$0	\$0	\$0	\$0	\$0	\$0	\$0
6	Structures - Bridge	\$0	\$0	\$0	\$0	\$0	\$0	\$0	\$0	\$0	\$0
7	Metro Mobility & Rehab	\$0	\$0	\$0	\$0	\$0	\$0	\$0	\$0	\$0	\$0
8	Safety	\$2,233,997	\$0	\$1,733,937	\$0	\$0	\$0	\$0	\$0	\$3,967,934	\$0
9	TAP Set-Aside Program	\$2,085,265	\$0	\$0	\$0	\$0	\$0	\$0	\$0	\$2,085,265	\$0
10	Supplemental Transportation	\$0	\$0	\$1,551,517	\$0	\$0	\$0	\$0	\$0	\$1,551,517	\$0
10 CBI	Corridor Border	\$0	\$0	\$0	\$0	\$0	\$0	\$0	\$0	\$0	\$0
11	District Discretionary	\$0	\$0	\$429,911	\$0	\$0	\$0	\$0	\$0	\$429,911	\$0
11	Energy Sector	\$0	\$0	\$0	\$0	\$0	\$0	\$0	\$0	\$0	\$0
12	Texas Clear Lanes	\$0	\$0	\$0	\$0	\$0	\$0	\$0	\$0	\$0	\$0
12	Strategic Priority	\$0	\$0	\$0	\$0	\$0	\$0	\$0	\$0	\$0	\$0
SW PE	Statewide Budget PE	\$0	\$0	\$0	\$0	\$0	\$0	\$0	\$0	\$0	\$0
SW ROW	Statewide Budget ROW	\$0	\$0	\$0	\$0	\$0	\$0	\$0	\$0	\$0	\$0
Total		\$4,319,262	\$0	\$11,050,080	\$0	\$0	\$0	\$0	\$0	\$15,369,342	\$0

Funding Participation Source

Source	FY 2023	FY 2024	FY 2025	FY 2026	Total FY 23-26
Federal	\$3,459,931	\$9,059,535	\$0	\$0	\$12,519,466
State	\$187,994	\$1,990,544	\$0	\$0	\$2,178,538
Local Match	\$353,482	\$0	\$0	\$0	\$353,482
CAT 3 - Local Contributions (LC)	\$317,855	\$0	\$0	\$0	\$317,855
CAT 3 - DB	\$0	\$0	\$0	\$0	\$0
CAT 3 - Prop 14 Bonds	\$0	\$0	\$0	\$0	\$0
CAT 3 - Texas Mobility Fund	\$0	\$0	\$0	\$0	\$0
CAT 3 - Vehicle Registration Fees - VTR	\$0	\$0	\$0	\$0	\$0
CAT 3 - RTR	\$0	\$0	\$0	\$0	\$0
CAT 3 - PTF	\$0	\$0	\$0	\$0	\$0
CAT 3 - TDC	\$0	\$0	\$0	\$0	\$0
Statewide Budget PE	\$0	\$0	\$0	\$0	\$0
Statewide Budget ROW	\$0	\$0	\$0	\$0	\$0
Total	\$4,319,262	\$11,050,079	\$0	\$0	\$15,369,341



Transit Financial Summary Amarillo Metropolitan Planning Organization FY 2023- 2026 Transportation Improvement Program

All Figures in Year of Expenditure (YOE) Dollars

Current as of 03/23/ 2022

Transit Program	FY 2023			FY 2024			FY 2025		
	Federal	State/Other	Total	Federal	State/Other	Total	Federal	State/Other	Total
1 Sec. 5307 - Urbanized Formula >200K			\$0			\$0			\$0
2 Sec. 5307 - Urbanized Formula <200K	\$3,906,932	\$2,914,503	\$6,821,435	\$3,948,021	\$2,872,916	\$6,820,937	\$3,400,491	\$2,823,584	\$6,224,075
3 Sec. 5309 - Discretionary			\$0			\$0			\$0
4 Sec. 5310 - Elderly & Individuals w/Disabilities			\$0			\$0			\$0
5 Sec. 5311 - Nonurbanized Formula			\$0			\$0			\$0
6 Sec. 5316 - JARC >200K			\$0			\$0			\$0
7 Sec. 5316 - JARC <200K			\$0			\$0			\$0
8 Sec. 5316 - JARC Nonurbanized			\$0			\$0			\$0
9 Sec. 5317 - New Freedom >200K			\$0			\$0			\$0
10 Sec. 5317 - New Freedom <200K			\$0			\$0			\$0
11 Sec. 5317 - New Freedom Nonurbanized			\$0			\$0			\$0
12 Other FTA			\$0			\$0			\$0
13 Regionally Significant or Other		\$312,000	\$312,000		\$312,000	\$312,000			\$0
Total Funds	\$3,906,932	\$3,226,503	\$7,133,435	\$3,948,021	\$3,184,916	\$7,132,937	\$3,400,491	\$2,823,584	\$6,224,075
Transportation Development Credits Requested			\$78,000			\$139,800			\$0
Transportation Development Credits Awarded			\$0			\$0			\$0

All Figures in Year of Expenditure (YOE) Dollars

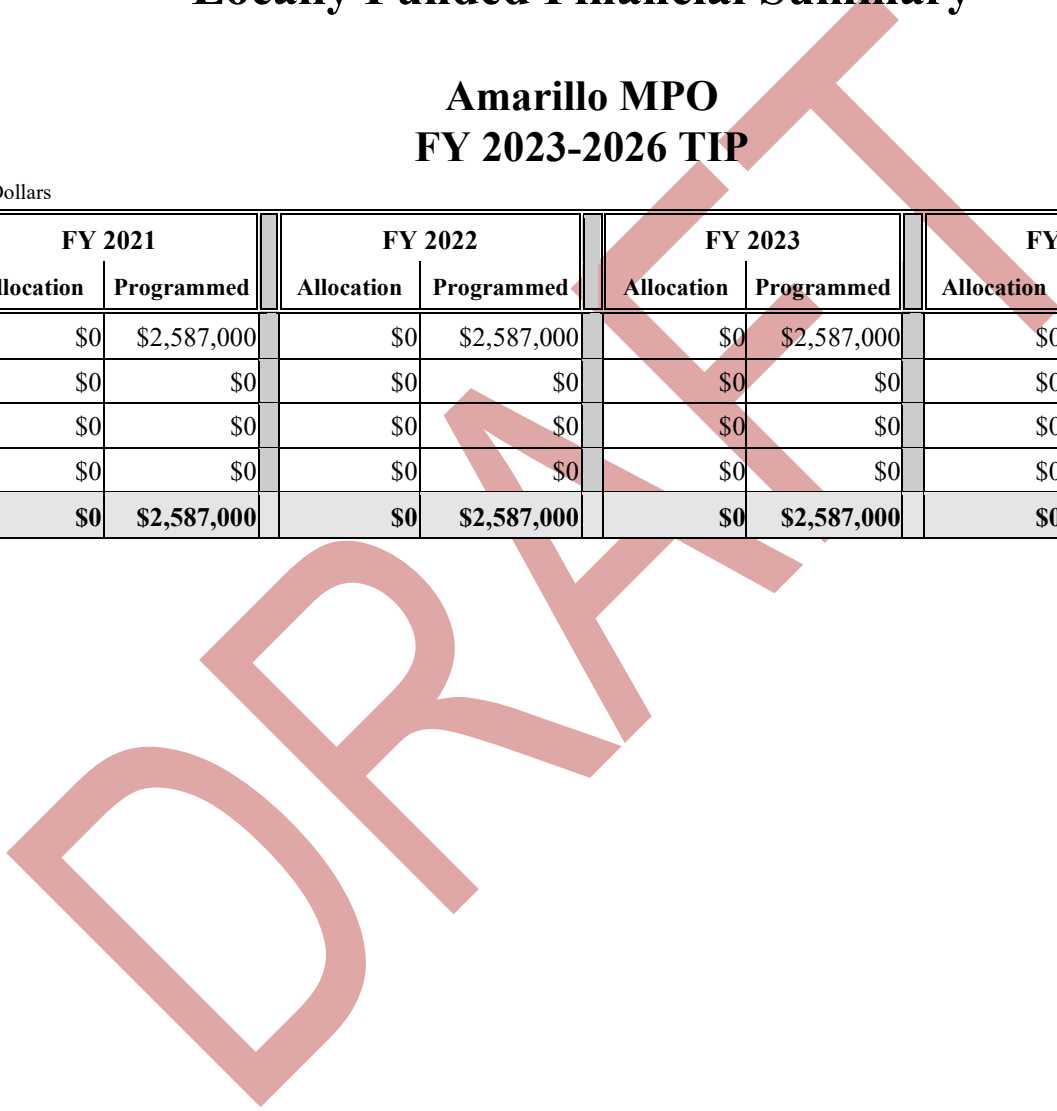
Transit Programs	FY 2026			FY 2023-2026 Total		
	Federal	State/Other	Total	Federal	State/Other	Total
1 Sec. 5307 - Urbanized Formula >200K			\$0	\$0	\$0	\$0
2 Sec. 5307 - Urbanized Formula <200K	\$3,400,491	\$2,823,584	\$6,224,075	\$14,655,935	\$11,434,587	\$26,090,522
3 Sec. 5309 - Discretionary			\$0	\$0	\$0	\$0
4 Sec. 5310 - Elderly & Individuals w/Disabilities			\$0	\$0	\$0	\$0
5 Sec. 5311 - Nonurbanized Formula			\$0	\$0	\$0	\$0
6 Sec. 5316 - JARC >200K			\$0	\$0	\$0	\$0
7 Sec. 5316 - JARC <200K			\$0	\$0	\$0	\$0
8 Sec. 5316 - JARC Nonurbanized			\$0	\$0	\$0	\$0
9 Sec. 5317 - New Freedom >200K			\$0	\$0	\$0	\$0
10 Sec. 5317 - New Freedom <200K			\$0	\$0	\$0	\$0
11 Sec. 5317 - New Freedom Nonurbanized			\$0	\$0	\$0	\$0
12 Other FTA			\$0	\$0	\$0	\$0
13 Regionally Significant or Other			\$0	\$0	\$624,000	\$624,000
Total Funds	\$3,400,491	\$2,823,584	\$6,224,075	\$14,655,935	\$12,058,587	\$26,714,522
Transportation Development Credits Requested			\$0			\$217,800
Transportation Development Credits Awarded			\$0			\$0

Locally Funded Financial Summary

Amarillo MPO FY 2023-2026 TIP

All Figures in Year of Expenditure (YOE) Dollars

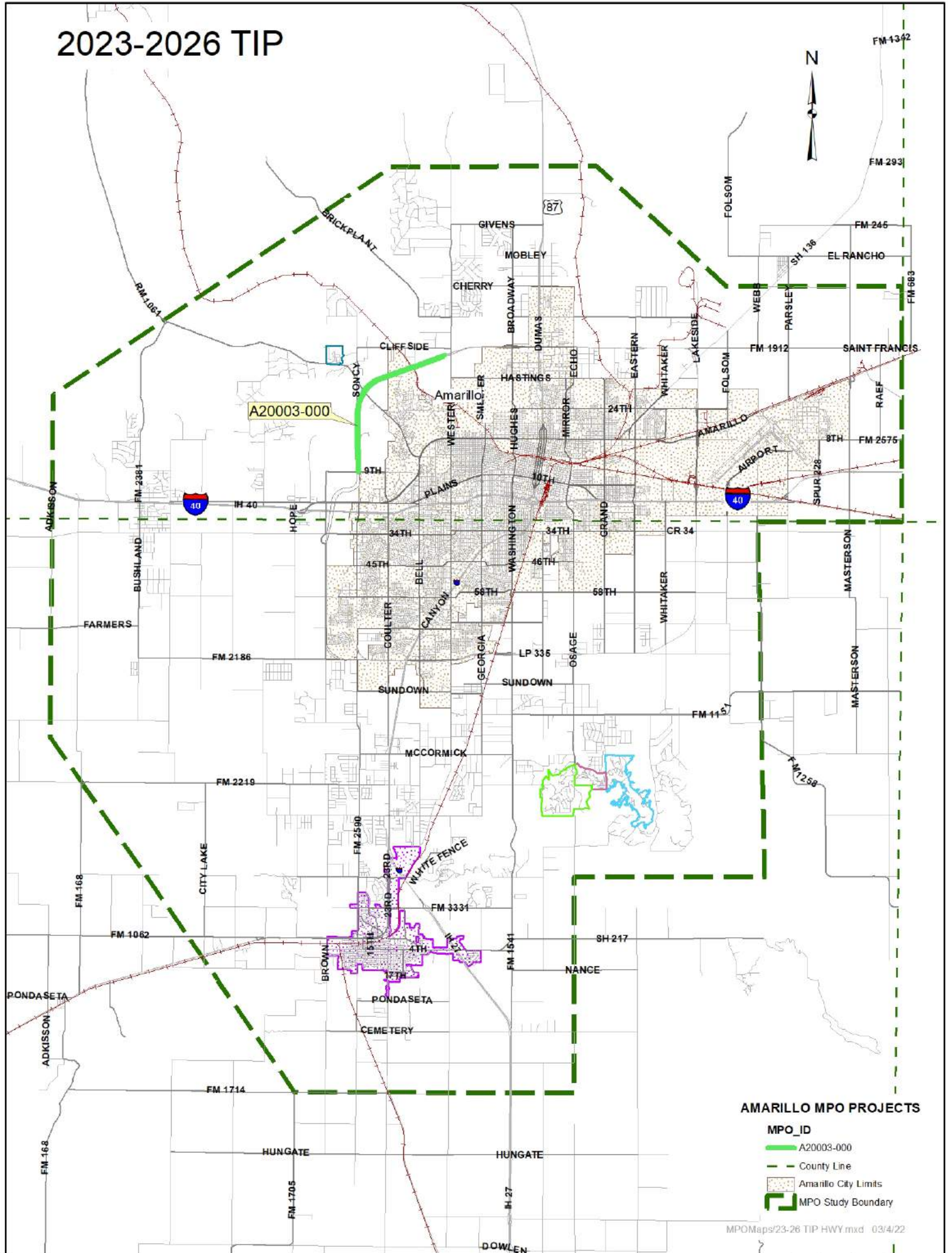
	Locally Funded Project Description	FY 2021		FY 2022		FY 2023		FY 2024		Totals	
		Allocation	Programmed	Allocation	Programmed	Allocation	Programmed	Allocation	Programmed	Allocation	Programmed
1	STREET RESURFACING	\$0	\$2,587,000	\$0	\$2,587,000	\$0	\$2,587,000	\$0	\$2,587,000	\$0	\$10,348,000
2		\$0	\$0	\$0	\$0	\$0	\$0	\$0	\$0	\$0	\$0
3		\$0	\$0	\$0	\$0	\$0	\$0	\$0	\$0	\$0	\$0
4		\$0	\$0	\$0	\$0	\$0	\$0	\$0	\$0	\$0	\$0
Total Funds		\$0	\$2,587,000	\$0	\$2,587,000	\$0	\$2,587,000	\$0	\$2,587,000	\$0	\$10,243,000



MAPS

DRAFT

2023-2026 TIP



AMARILLO MPO PROJECTS

MPO_ID

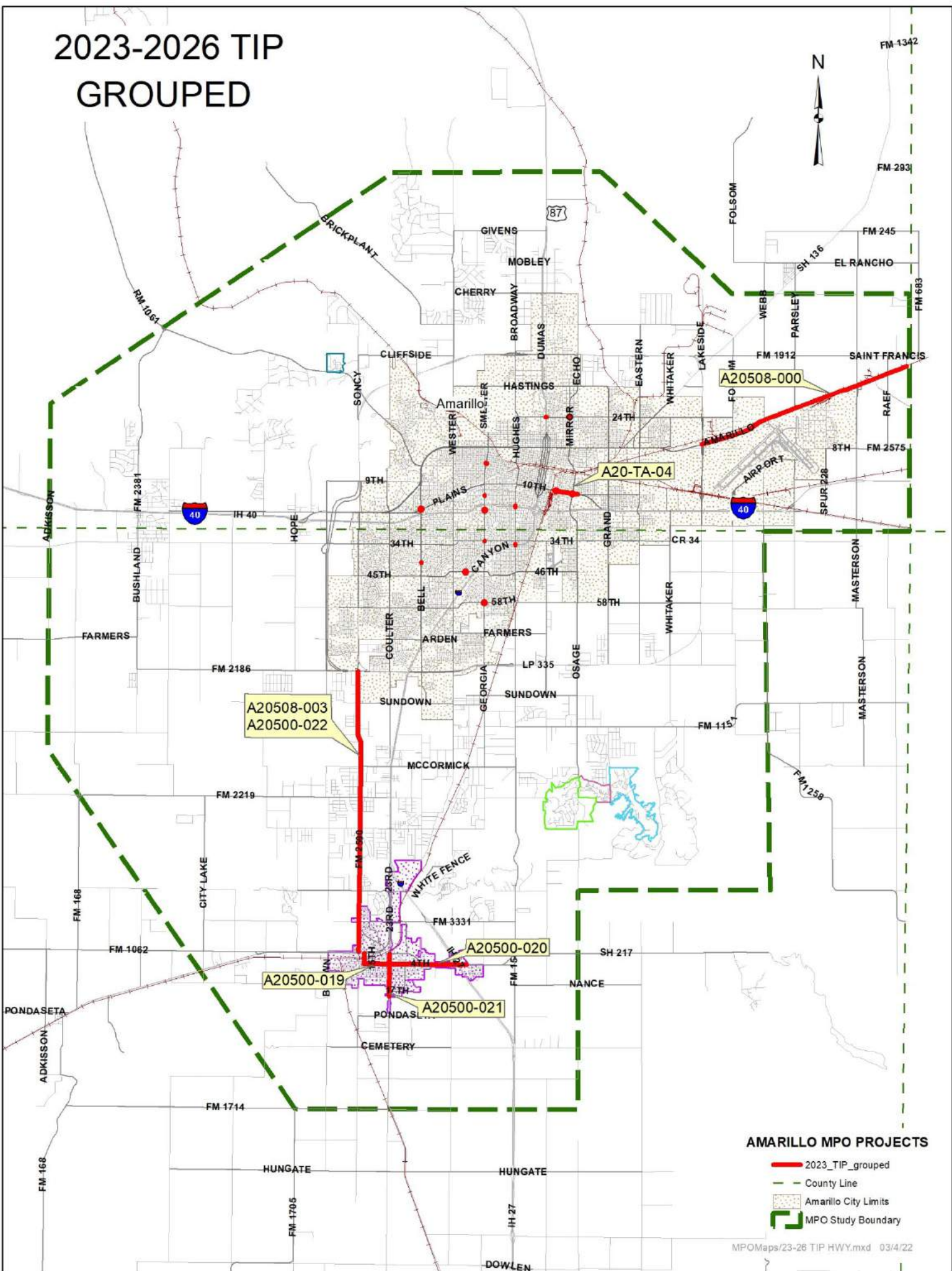
A20003-000

County Line

Amarillo City Limits

MPO Study Boundary

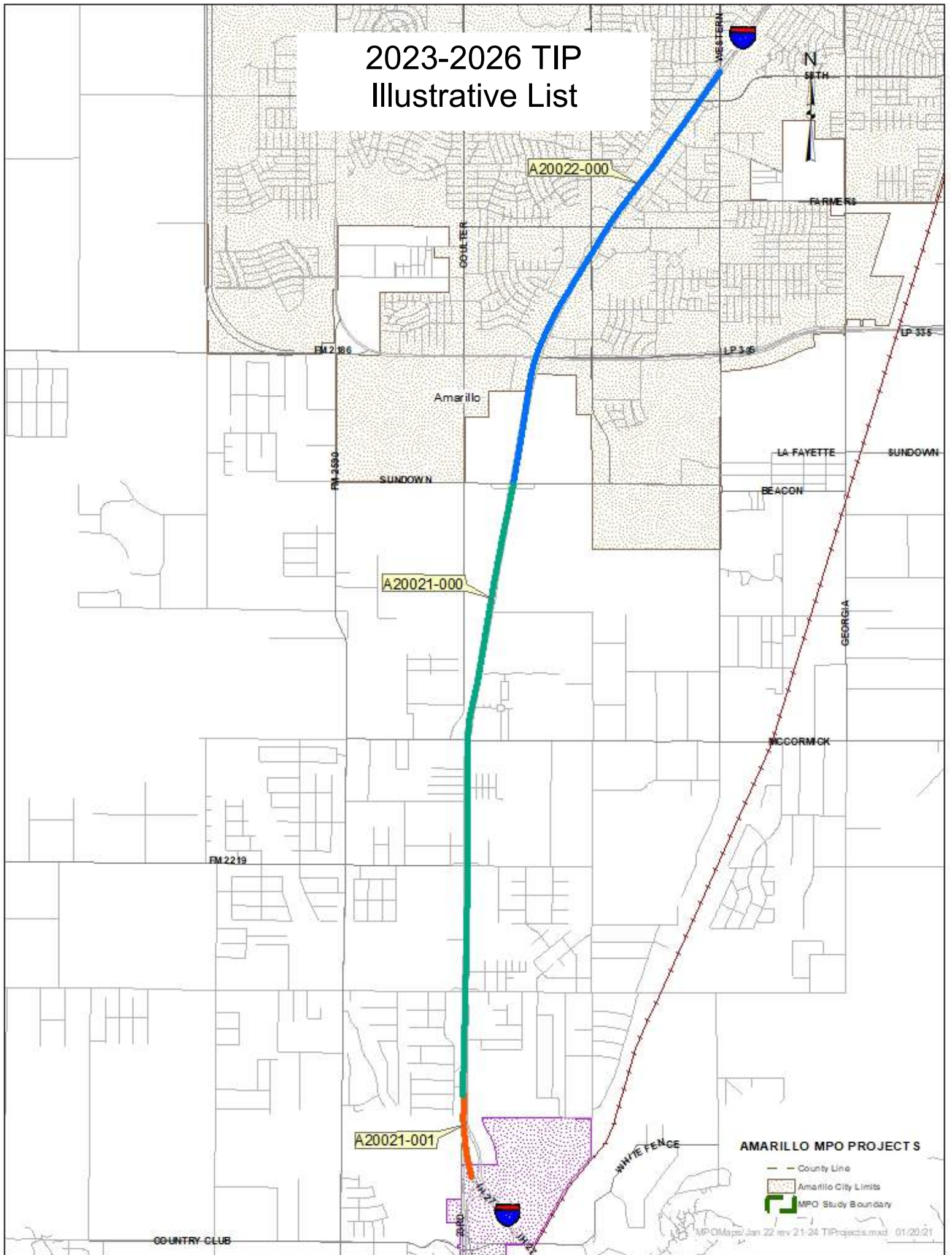
2023-2026 TIP GROUPED



AMARILLO MPO PROJECTS

- 2023_TIP_grouped
- - - County Line
- Amarillo City Limits
- MPO Study Boundary

2023-2026 TIP Illustrative List



DRAFT

APPENDIX A
MPO Self-Certification

MPO SELF-CERTIFICATION – ATTAINMENT AREA

In accordance with 23 Code of Federal Regulations (CFR) part 450.334, the Texas Department of Transportation and the Amarillo Metropolitan Planning Organization for the Amarillo urbanized area(s) hereby certify that the metropolitan transportation planning process is being carried out in accordance with all applicable requirements including:

- 1) 23 United States Code (U.S.C) 134, 49 U.S.C 503, and 23 CFR 450 subpart C – Metropolitan Transportation Planning and Programming;
- 2) In nonattainment and maintenance areas, sections 174 and 176 (c) and (d) of the Clean Air Act, as amended (42 U.S.C. 7504, 7506 (c) and (d)) and 40 CFR part 93;
- 3) Title VI of the Civil Rights Act of 1964, as amended (42 U.S.C. 2000d-1) and 49 CFR part 21;
- 4) 49 U.S.C. 5332, prohibiting discrimination on the basis of race, color, creed, national origin, sex, or age in employment or business opportunity;
- 5) Section 1101(b) of the Safe, Accountable, Flexible, Efficient Transportation Equity Act: A Legacy for Users (SAFETEA-LU (Public Law 109-59)) and 49 CFR part 26 regarding the involvement of disadvantaged business enterprises in USDOT funded projects;
- 6) 23 CFR part 230, regarding the implementation of an equal employment opportunity program on Federal and Federal-aid highway construction contracts;
- 7) The provisions of the Americans with Disabilities Act of 1990 (42 U.S.C. 12101 et seq.) and 49 CFR parts 27, 37, and 38;
- 8) The Older Americans Act, as amended (42 U.S.C. 6101), prohibiting discrimination on the basis of age in programs or activities receiving Federal financial assistance;
- 9) Section 324 of title 23 U.S.C. regarding the prohibition of discrimination based on gender; and
- 10) Section 504 of the Rehabilitation Act of 1973 (29 U.S.C. 794) and 49 CFR part 27 regarding discrimination against individuals with disabilities.

Amarillo District
Texas Department of Transportation

Blair Johnson
District Engineer

Date

Amarillo Metropolitan Planning Organization
Policy Board Chairperson

Ginger Nelson
Chairperson

Date

APPENDIX B
Integration of Performance Measures

Integration of Performance Measures into the Amarillo MPO FY 2023-FY 2026 Transportation Improvement Program

Introduction

What started out as part of Moving Ahead for Progress in the 21st Century (MAP-21) and the Fixing America's Surface Transportation (FAST) Act, has continued in the Infrastructure Investment and Jobs Act (IIJA). The State DOT's and Metropolitan Planning Organizations (MPOs) are required to move toward a performance based planning process. This process uses a project selection process with emphasis on specific planning factors. The Amarillo MPO also considers the following performance measures in addition to its scoring criteria. Under Federal Regulations the States are required to set performance targets for safety, Transit Asset Management (TAM), Pavement and Bridge condition, and System performance measures. A TIP that is amended after October 1, 2018 must meet the federal Performance Based Planning and Programming requirements to be approved. All of these projects assist with achieving the the required performance targets.

Highway Safety (PM1)

The Texas Department of Transportation (TxDOT) established their safety targets to support the Strategic Highway Safety Plan (SHSP) and the Highway Safety Improvement Program (HSIP). Once the State set their safety targets the MPO's in Texas had 180 days to establish their targets. The MPO's could either adopt the TxDOT targets or establish their own targets to that would help achieve the statewide targets. The Amarillo MPO chose to adopt TxDOT's targets. These targets for 2022 are:

- Number of Fatalities: 3,563
- Rate of Fatalities per 100 million Vehicle Miles Traveled (VMT): 1.27
- Number of Serious Injuries: 16,677
- Rate of Serious Injuries per 100 million VMT: 5.76
- Number of Non- Motorized Fatalities and Non-Motorized Serious Injuries: 2367

It is anticipated that all of the individually listed projects in the 2023-2026 TIP have an impact on safety. They all will aid in achieving the safety targets.

Transit Asset Management (TAM)

Performance measures were also added to address Transit agency performance. This was done primarily through the Transit Asset Management assessment and planning requirements. Amarillo City Transit (ACT) developed a TAM plan to meet this requirement. All assets owned by ACT were examined using the Federal Transit Administration (FTA) Transit Economic Requirement Model (TERM). The term scale is from one to five to determine the quality of the asset. The scale is as follows:

- | | |
|--------------|--|
| 1= Poor | The asset is critically damaged or in need of repair; well past useful life. |
| 2= Marginal | Defective or deteriorated in need of replacement; exceeded useful life. |
| 3= Adequate | Moderately deteriorated or defective; has not exceeded useful life. |
| 4= Good | Good Condition, no longer new, may be slightly defective/deteriorated but is functional. |
| 5= Excellent | No visible defects, new or near new, may still be under warranty if applicable. |

An asset is deemed to be in good repair if it has a rating of 3, 4, or 5 on this scale. Similarly, a facility is deemed not to be in good repair if it has a rating of 1 or 2. Using this scale ACT evaluated rolling stock, equipment, and facilities. The results are listing below:

- To reach the rolling stoack target, ACT plans to dispose of 2 cutaway buses and purchase 6 additional cutaways.
- To reach equipment target, ACT plans to receive vehicles to replace one maintenance truck and purchase two additional support vehicles..
- To reach the facilities target, ACT plans to construct a new transfer terminal which is planned to be completed this fiscal year or at least start, this will reach the target of 0% if it is completed during this fiscal year.

The TAM targets for the 2022 year are listed below:

- Rolling Stock 2.86%
- Equipment 37.50%
- Facilities 0.00%

Pavement and Bridge Condition (PM2)

Amarillo MPO will prioritize projects that support the adopted TxDOT performance measures and targets to maintain the condition of roads and bridges. The road pavement and bridge performance targets are found below:

Performance Measure	Baseline	2020 Target	2022 Target	2022 Adjusted Targets
Pavement on IH				
% in "good" Condition			66.40%	66.5%
% in "poor" Condition			0.30%	0.2%
Pavement on non-IH NHS				
% in "good" Condition	54.40%	52.00%	52.30%	54.1%
% in "poor" Condition	13.80%	14.30%	14.30%	14.2%

Performance Measure	Baseline	2020 Target	2022 Target	
NHS Bridge Deck Condition				
% in "poor" Condition	0.88%	0.80%	0.80%	1.5% No Adjustmentt
% in "good" Condition	50.63%	50.58%	50.42%	

The projects contained in the FY 2023-2026 TIP, as well as the MPO's Grouped CSJ projects include:

- Convert SL 335 from 2 lane to 4-lane divided Highway from 9th Ave to FM 1719

- Overlay of SH 217 from US 60 to US 87
- Overlay of SH 217 from US 87 to IH 27
- Overlay of US 87 from Russell Long Blvd to 4 lane Divided
- Overlay of FM 2590 from SL 335 to US 60

System Performance Measures (PM3)

Amarillo MPO will prioritize projects that support the adopted TxDOT performance measures and targets to maintain system performance. The system performance targets are found below:

Performance Measure	Statewide Baseline	2020 Target	2022 Target	2022 Adjusted Target
National Highway System Travel Time Reliability				
Interstate Highway System Level of Travel Time Reliability	79.6%	61.2%	56.6%	70.0%
Non-Interstate Level of Travel Time Reliability	n/a	n/a	55.4%	70.0%
Truck Travel Time Reliability	1.50	1.70	1.79	1.76

Amarillo MPO will prioritize projects with a level of Travel Time Reliability and Truck Travel Time Reliability has shown above.

Public Transportation Agency Safety Plan (PTASP)

The PTASP Final Rule 49 CFR Part 673.11 (a)(3), requires that all public transportation providers must develop an Agency Safety Plan (ASP) to include Safety Performance Targets (SPT), based on the safety performance measures established under the National Safety Plan (NSP). The Safety performance measures outlined in the NSP were developed to ensure that the measures can be applied to all modes of public transportation and are based on data currently being submitted to the National Transit Database. The safety performance measures included in the NSP are fatalities, injuries, safety events and system reliability (State of Good Repair as developed and tracked in the TAM Plan).

ACT targets use the following definitions:

- Event means any Accident, Incident or Occurrence.
- Accident means an event that involves any of the following: A loss of life; a report of serious injury to a person; a collision of public transportation vehicles; an evacuation for life safety reasons; at any location, at any time whatever the cause.
- Incident means an event that involves any of the following: a personal injury that is not a serious injury: one or more injuries that require medical transport; or damage to facilities, equipment, rolling stock or infrastructure that disrupts operations.
- Occurrence means an event without any personal injury in which damage to facilities, rolling stock or infrastructure does not disrupt operations.

- System Reliability is defined by the mean distance between major mechanical failures by mode.

ACT calculates the number of Fatalities, Injuries, and Safety Event based upon 1,000,000 revenue miles.

Targets are based upon the five-year average.

	Fixed Route	On Demand
Fatalities	0	0
Injuries	9	1
Safety events	18	7
System Reliability	6,359	3,451

The projects identified for transit funding all could play a part in safety. Regardless if it is replacing a worn out vehicle or updating a transit stop, all of the projects in some way could improve safety. Also the identified projects in transit will go toward advancing the PTASP performance measures.

Conclusion

The Amarillo MPO had originally adopted Safety Measures and Targets in January 2018 and has continually readopted the state targets every year through 2022; and adopted the City of Amarillo’s transit state of good repair targets on July 19, 2018, and has continually readopted the city’s targets every year through 2022. The PM2 Road and Bridge targets were adopted in October of 2018 and then again in 2020. The PM3 System performance targets were adopted in December of 2018 and then again in 2020. The first PTASP performance targets were developed by Amarillo City Transit and adopted by the City of Amarillo in December of 2020. Then the MPO adopted the targets in April of 2021. The Amarillo MPO Transportation Policy Committee is committed to support, plan and program funding for projects and programs that contribute to the accomplishments of the performance targets. The MPO, along with its partners will continue to monitor the established targets for all performance measures and report achievements in accordance with scheduled reporting periods.

Project Matrix for Benefits to Performance Measure					
	PM1: Safety Targets	PM2: Infrastructure Condition Targets	PM3: System Reliability Targets	TAM Targets	PTASP Targets
A20003-000	✓	✓	✓		
A20508-000	✓				
A20-TA-04	✓				
A20508-001	✓				
A20500-019	✓	✓	✓		
A20500-020	✓	✓	✓		
A20500-021	✓				
A20508-002	✓				
A20508-003	✓				
A20500-022	✓	✓	✓		
A20T01S				✓	✓
A20T02S				✓	✓
A20T03S				✓	✓
A20T06S				✓	✓
A20T07S					✓
A20T08S					✓

APPENDIX C
Supplemental FAST Act Compliance

SUPPLEMENTAL FAST ACT COMPLIANCE DOCUMENTATION FOR METROPOLITAN & STATEWIDE TRANSPORTATION PLANNING PROCESS

1. Update Public Participation Plan (PPP) to include: a) public ports; b) private providers of transportation (including intercity bus operators, employer-based commuting programs, such as carpool program, vanpool program, transit benefits program, parking cash-out program, shuttle program, or telework program). (Ref: 23 CFR 450.316(a))

a) Amarillo's only port is Rick Husband Amarillo International Airport. This is a City department and interacts with the MPO through the regular city channels.

b) The Amarillo MPO has a mailing list that is continuously updated for meeting notices, newsletters, and various other mailings. Greyhound Bus Line and TNM&O Coaches are among those that receive our regular mailings. Also included on our mailing list are Jan Warner, a private transit provider for the elderly and disabled, and Panhandle Transit, who provides rural transit services. The Amarillo MPO also serves on a regional transit advisory group, Panhandle Regional Organization to Maximize Public Transportation (PROMPT). The Amarillo area does not currently have a parking cash-out program or transit benefits program. The most recent update to the Public Participation Plan was on October 19, 2017. Here is the link to our Public Participation Plan. <http://amarillo.gov/departments/planning-and-development-services/planning/metropolitan-planning-organization/plans-programs>

2. Demonstrate consultation with agencies involved in: a) tourism; b) natural disaster risk reduction. (Ref: 23 CFR 450.316(b))

a) The Amarillo MPO has a citizen representative from the Chamber of Commerce on our Policy Committee. The Chamber of Commerce is where the Amarillo Convention & Visitors Council is housed. The MPO is working on putting together a calendar of events for our webpage. The MPO will add links on our webpage to upcoming regional tourist activities.

b) The Amarillo MPO webpage has links to the City of Amarillo webpage where FEMA maps can be found. Amarillo MPO is also involved with the Amarillo Office of Emergency Management (OEM). The MPO has a planner in times of emergency in the Emergency Operation Center planning room. The Amarillo MPO also coordinates with the Panhandle Regional Planning Organization (PRPO), which in turn coordinates with the panhandle counties when facilities are closed down due to weather events. We have this strategy in place so travelers are not stranded in small towns but are kept in the metropolitan area, which is better equipped to handle larger amounts of people.

3. MPO(s), State(s), and the providers of public transportation shall jointly agree upon and develop specific written provisions for cooperatively developing and sharing information related to: a) transportation performance data; b) the selection of performance targets; c) the reporting of performance targets; d) the reporting of performance to be used in tracking progress toward attainment of critical outcomes for the region of the MPO & the collection of data for the State asset management plan for the NHS. (Ref: 23 CFR 450.314(h))

The Amarillo MPO has a Memorandum of Understanding (MOU) with TxDOT and Amarillo City Transit with regard to Performance Measures. Copies of the MOUs can be

found in Appendix A of this supplement

4. Incorporate two new planning factors: a) Improve the resiliency and reliability of the transportation system and reduce or mitigate storm-water impacts of surface transportation; b) Enhance travel and tourism. (Ref: 23 CFR 450.206(a)(9&10) and 306(b)(9&10))

a) The Amarillo MPO has GIS mapping capabilities. This helps identify flood plains and playa lakes in the vicinity of future projects. TxDOT handles the storm-water runoff on the on-system roads. All projects are compliant with TxDOT design manual or the local public agency design guides.

b) The Amarillo MPO will add links to our website to include upcoming tourist events and also other relevant maps. We will reach out to Colleges and Universities for events they may be conducting to add in the movement of traffic. The MPO is also working with Amarillo City Transit on having links to their website as they roll out changes to their fixed route service.

5. Include consideration of intercity buses (in both MTPs and Statewide Long-Range Transportation Plans). (Ref: 23 CFR 450.216(b) and 324(f)(2))

Greyhound Bus line receives our regular MPO mailings. Greyhound has attended policy board meetings in the past and is invited to all regular meetings. Amarillo MPO also reaches out to Panhandle Transit, which is the rural transit provider in the area. Amarillo is the hub for various services for the panhandle region, and Greyhound and Panhandle Transit provide a valuable conduit for moving people and products in this area.

6. MTP includes an assessment of capital investment and other strategies to preserve the existing and future transportation system and reduce the vulnerability of the existing transportation infrastructure to natural disasters. (Ref: 23 CFR 450.324(f)(7))

The Metropolitan Transportation Plan (MTP) includes a section on existing facilities. In this section it talks about operation and maintenance. The MPO maintains a geo-database of the network and the maintenance performed on the network. This includes seal-coating local streets and overlaying arterials, reconstruction and new construction for the network. This database includes work done by City of Amarillo, TxDOT, Potter County and Randall County that is within the MPO planning boundary. In the existing facilities section of the MTP, the MPO has identified strategies to help maintain the current and future network. The MPO also wants to include Greyhound Bus lines in the conversations. Currently there is a grant request in process for a joint City of Amarillo and Greyhound transfer station that has been submitted for consideration. If this is approved the MPO will work to get it incorporated into the Transportation Improvement Program (TIP).

7. MTP includes a description of the (Federally required) performance measures and performance targets used in assessing the performance of the transportation system. (Ref: 23 CFR 450.324(f)(3))

The Safety and Transit Asset Management (TAM) performance targets will be used to evaluate how the systems are performing. The safety targets will be used to help select projects to help reduce accidents and make the network function in a safer manner. The TAMs targets will be used to keep the fleet in better running condition and make that system more reliable. As PM2 and PM3 targets are developed and adopted, they will keep the network in a better and safer overall condition. The PM3 targets will also help the system to move freight more efficiently and help with air quality.

8. MTP includes a system evaluation report evaluating the condition and performance of the transportation system with respect to the (Federally required) performance targets including progress achieved by the MPO toward the performance targets. (Ref: 23 CFR 450.324(f)(4))

Fast Act requires that the MTP include a system evaluation report. As the MPO sets targets, we will have a baseline from which to evaluate the future performance. By indentifying the targets, the MTP can start addressing these individual factors and bring about change to the system. This evaluation report can serve as both documentation and a reference for future evaluation reports.

9. STIP/TIPs include (to the maximum extent practicable) a description of the anticipated effect of the STIP and TIP toward achieving the performance targets identified by the State in the long-range statewide transportation plan and by MPO in the MTP. (Ref: 23 CFR 450.218(q) and 326(d))

The projects in the TIP include the relocation of a segment of West Loop 335 to a new corridor. One of the project's impacts is a shifting of the freight traffic from an arterial section to a controlled access facility, although in the initial stages, this will operate more like a divided four lane highway. Another impact, once fully built-out, is the elimination of through traffic within the at-grade intersections. This should reduce congestion at the intersections. These projects also provide bicycle and pedestrian facilities. While the pedestrian facilities are a separate facility, the bicycles share a lane with the automobiles.

10. STIP/TIPs include a linkage from the investment priorities in the TIP/STIP to achievement of performance targets in the plans. (Ref: 23 CFR 450.218(q) and 326(d))

The project selection process has improved by the addition of performance targets. By identifying specific targets to incorporate into the selection process the overall system will better align with the system goals. Having these targets identified at the beginning yields a greater positive impact on the whole process.

11. Statewide plan shall include a description of the performance measures & targets and a systems performance report assessing the performance of the transportation system. (Ref: 23 CFR 450.216(f)(1&2))

These are for statewide measures and targets.

12. Statewide plan and STIP updates should apply asset management principles consistent with the State Asset Management Plan for the NHS and the Transit Asset Management Plan and the Public Transportation Safety Plan in the statewide planning process. (Ref: 23 CFR 450.208(e))

N/A (State DOT)

This is for statewide plans.

APPENDIX D
Illustrative Listing of Projects
(Projects undergoing Environmental Review)

AMARILLO METROPOLITAN PLANNING ORGANIZATION

DISTRICT:	COUNTY	CSJ	HWY	PHASE	CITY	PROJECT SPONSOR	
4- AMARILLO	RANDALL	0168-09-083	IH 27	C	AMARILLO		
LIMITS FROM:	S of Sundown					REVISION DATE:	02/2022
LIMITS TO:	N of US 60 / US 87 split					MPO PROJ NUM:	A20021-000
PROJECT	IH 27 Widen Freeway from 4-lanes to 6-lanes						
DESCR:						PROJECT	Widen Freeway from 4-lanes to 6-lanes full build CSJ 0168-09-173
REMARKS						HISTORY:	

DISTRICT:	COUNTY	CSJ	HWY	PHASE	CITY	PROJECT SPONSOR	
4- AMARILLO	RANDALL	0067-17-032	IH 27	C	AMARILLO		
LIMITS FROM:	N of US 60/ US 87 Interchange					REVISION DATE:	02/2022
LIMITS TO:	S of US 60/ US 87 Interchange					MPO PROJ NUM:	A20021-001
PROJECT	Reconstruct Interchange						
DESCR:						PROJECT	Widen Freeway from 4-lanes to 6-lanes full build CSJ 0067-17-033
REMARKS						HISTORY:	

DISTRICT:	COUNTY	CSJ	HWY	PHASE	CITY	PROJECT SPONSOR	
4- AMARILLO	RANDALL	0168-09-082	IH 27	C	AMARILLO		
LIMITS FROM:	Western St					REVISION DATE:	02/2022
LIMITS TO:	S of Sundown					MPO PROJ NUM:	A20022-000
PROJECT	IH 27 Widen Freeway from 4-lanes to 6-lanes						
DESCR:						PROJECT	Widen Freeway from 4-lanes to 6-lanes full build CSJ 0168-09-148
REMARKS						HISTORY:	

PHASE : C=CONSTRUCTION, E=ENGINEERING, R= ROW, T=TRANSFER
* = FUNDING NOT FIXED

REVISIONS

DRAFT

DRAFT