

FY 2021-2024

TRANSPORTATION IMPROVEMENT PROGRAM

**AMARILLO URBAN
TRANSPORTATION STUDY**

DRAFT TIP PRESENTED TO MPO POLICY COMMITTEE:	March 16, 2020
TIP ADOPTED BY MPO POLICY COMMITTEE:	January 21, 2021
REVISION DATES:	July 26, 2021

TABLE OF CONTENTS

Glossary	ii
I. Introduction	3
A. Purpose	
B. Definition of Area	
C. Public Involvement Process	
D. Project Selection Process	
E. Grouped Project CSJs	
F. Progress from Previous Year	
G. Planning Factors	
H. Performance Based Planning Issues	
I. Air Quality Issues	
J. Americans with Disabilities Act (ADA)	
II. TIP Tables	
A. Federal & State Funded Highway Projects	9
B. Grouped Projects Statewide CSJ's	12
Exhibit A. Individual Listing of Grouped Projects	17
C. Federally Funded Transit Projects	26
D. Locally Significant Projects	35
III. Financial Plans	40
IV. Maps	45
V. Appendix A Annual Self-Certification	48
VI. Appendix B Integration of Performance Measures	50
VI. Appendix C Supplemental FAST Act Compliance	55
VII. Revisions	59

Prepared in cooperation with the Texas Department of Transportation and the U.S. Department of Transportation, Federal Highway Administration, and Federal Transit Administration.

This report was funded in part through grant[s] from the Federal Highway Administration and Federal Transit Administration, U.S. Department of Transportation. The views and opinions of the authors [or agency] expressed herein do not necessarily state or reflect those of the U. S. Department of Transportation.

GLOSSARY

PROJECT LISTINGS

CSJ	Control Section Job Number - TXDOT assigned number for projects entered into the Project Development Plan (PDP)																				
PROJECT ID	Project Identification - Code assigned by the MPO for local tracking/identification. Used to relate projects to the Metropolitan Transportation Plan.																				
FUNCTIONAL CLASS	<p>Federal Functional Class - Federal classification of streets and Highways into functional operating characteristics.</p> <p>Categories are:</p> <ul style="list-style-type: none">InterstateOther Freeways and ExpresswaysPrincipal ArterialsMinor ArterialsCollectorsMinor CollectorsLocal Streets and Roads																				
FEDERAL PROGRAMS	<p>Federal Funding Category - Major categories of Federal funding as established by the Fixing America's Surface Transportation Act – (FAST)</p> <p>Categories are:</p> <table><tr><td>IC –</td><td>Interstate Construction</td></tr><tr><td>IM –</td><td>Interstate Maintenance</td></tr><tr><td>NHS –</td><td>National Highway System</td></tr><tr><td>STP –</td><td>Surface Transportation Program</td></tr><tr><td>CMAQ –</td><td>Congestion & Mitigation Air Quality Funds</td></tr><tr><td>Bridge –</td><td>On/Off System Bridge Rehabilitation</td></tr><tr><td>DSB –</td><td>Donor State Bonus Funds</td></tr><tr><td>MA –</td><td>Minimum Allocation Funds</td></tr><tr><td>FLHP –</td><td>Federal Land Highway Program</td></tr><tr><td>FTA –</td><td>Federal Transit Administration Funding</td></tr></table>	IC –	Interstate Construction	IM –	Interstate Maintenance	NHS –	National Highway System	STP –	Surface Transportation Program	CMAQ –	Congestion & Mitigation Air Quality Funds	Bridge –	On/Off System Bridge Rehabilitation	DSB –	Donor State Bonus Funds	MA –	Minimum Allocation Funds	FLHP –	Federal Land Highway Program	FTA –	Federal Transit Administration Funding
IC –	Interstate Construction																				
IM –	Interstate Maintenance																				
NHS –	National Highway System																				
STP –	Surface Transportation Program																				
CMAQ –	Congestion & Mitigation Air Quality Funds																				
Bridge –	On/Off System Bridge Rehabilitation																				
DSB –	Donor State Bonus Funds																				
MA –	Minimum Allocation Funds																				
FLHP –	Federal Land Highway Program																				
FTA –	Federal Transit Administration Funding																				
PHASE	Project Phase for Federal Funding (E-Preliminary Engineering, R-Right of Way Acquisition, & C-Construction)																				

I. Introduction

The transportation planning process in the Amarillo Urban Transportation Study Area is carried out by the Amarillo Metropolitan Planning Organization (MPO) in cooperation with the Texas Department of Transportation (TxDOT), the Federal Highway Administration (FHWA), the Federal Transit Administration (FTA), Potter and Randall Counties, the Panhandle Regional Planning Commission, the City of Canyon and the City of Amarillo.

Although the Governor of the State of Texas designated the City of Amarillo as the fiscal agent for the MPO, the Amarillo Metropolitan Planning Organization's Policy Committee administers the transportation planning process in the Amarillo urbanized area. The MPO designation was renewed by contract with TxDOT executed in September 2018.

The federal legislation currently in place is the Fixing America's Surface Transportation Act, or FAST Act. The FAST Act creates a streamlined and performance-based surface transportation program and builds on many of the highway, transit, bike, and pedestrian programs and policies first established in 1991.

Those earlier legislative actions the Intermodal Surface Transportation Efficiency Act of 1991 (ISTEA), the Transportation Equity Act for the 21st Century (TEA-21), the Safe, Accountable, Flexible, Efficient Transportation Equity Act – A Legacy for Users (SAFETEA-LU), and the Moving Ahead for Progress in the 21st Century Act (MAP-21) increased investment in highway, transit, and safety programs, while retaining the basic goals and structure of earlier transportation actions. The FAST Act continues to encourage an enhanced role for local decision-making and places important emphasis on flexibility, intermodal goals, and on addressing local and regional needs. In addition, the FAST Act elevates the importance of safety by continuing core safety programs, guaranteeing funds for transportation programs; streamlining the environmental review and project delivery process, and promotes performance based planning initiatives. The goals of the FAST Act, as well as those of the Amarillo Metropolitan Transportation Plan (MTP), the Amarillo Comprehensive Plan and TxDOT, are the core of the urban transportation policy in the AUTS area.

The MPO ensures that transportation plans and programs are consistent with the objectives and goals of the overall urban transportation planning process. It is charged with providing guidance and technical assistance for multi-modal transportation planning and reviewing recommended transportation plans and programs. Primary documents produced by the MPO include the Unified Planning Work Program (UPWP), Transportation Improvement Program (TIP) and Metropolitan Transportation Plan (MTP). The MPO also plays a significant role in transit planning activities.

Purpose

The Transportation Improvement Program (TIP) is a staged, multi-year program of transportation improvements required by the Federal Highway Administration (FHWA) and the Federal Transit Administration (FTA) for urbanized areas receiving federal transportation funds. The purposes of the TIP include:

1. Identification of transportation improvements recommended for advancement during the 4-year program period.
2. Identification of transportation improvement priorities.
3. Provide realistic estimates of total costs and revenues for the program period.
4. Facilitate a cooperative transportation planning process.

In order for projects to be included in the TIP, and thus be eligible for federal funding, they must first be included in the Metropolitan Transportation Plan (MTP). The MTP is developed through the use of the traffic-forecasting model, which is operated by the Texas Department of Transportation (TxDOT). Projects selected for implementation in the TIP have already been subjected to analysis and evaluation procedures based on policy and planning goals set forth in the MTP. Thus, the TIP is considered as one step toward meeting the goals of the MTP.

Definition of Area

The Amarillo Urban Transportation Study area includes the cities of Amarillo and Canyon and portions of rural Potter and Randall Counties, which includes the incorporated areas of the Village of Palisades, Village of Timbercreek Canyon and Lake Tanglewood. The boundaries of the study area correspond to that area of the region that is likely to become urbanized in the next 20 years. These boundaries also correspond to the limits of the Travel Forecasting Model operated by the Texas Department of Transportation.

Public Involvement Process

Public involvement is assured in the Amarillo Urban Transportation Study through the adopted Public Participation Plan (PPP). The PPP gives citizens the opportunity to comment during all phases of the transportation planning process. The City of Amarillo Traffic Commission and the Amarillo Advisory Commission for People with Disabilities also play a significant role in the development and improvement of transportation plans and programs through recommendation to the MPO staff.

Public meetings for comment and development of the draft TIP were held in Amarillo on January 29, 2020 and Canyon on January 30, 2020. A draft Transportation Improvement Program (TIP) was presented to the MPO Policy Committee for review on March 19, 2020. Throughout the fiscal years 2019 and 2020 MPO staff continued to ask for input from the public and transportation stakeholders regarding the TIP program and projects. The draft Transportation Improvement Program (TIP) was presented to the MPO Policy Committee for review, at the quarterly meeting on June 18, 2020. Then after review by TxDOT and comments about fiscal constraint it was present to the Policy Committee again on January 21, 2021. This 2021-2024 TIP includes the results of various public meetings, review sessions, and comments received from October 2019 through January 2021.

Numerous public involvement activities were conducted including several 30-day public comment periods. The first was January 28th to February 28th of 2020. The second comment period was March 17th to April 18th. A third public comment period was conducted from December 21st to January 21st of 2021. During all comment periods and public meetings citizen input on the draft TIP was sought. These meetings were open to the public and posted as outlined in the MPO's PPP. There was also regional newspaper coverage and advertising regarding the 2021-2024 Transportation Improvement Program. In compliance with FAST Act directives, the MPO's mailing list of local, state, tribal, and federal stakeholders and interested parties was used to send meeting notices and solicit input and comments regarding the development of the 2021-2024 TIP. During these public forums, MPO staff sought comments and answered questions from the public about the planning process, project selection, and the draft 2021-2024 TIP. The comments received have been reviewed by the MPO Policy Committee and provided to the appropriate agency: the Texas Department of Transportation Amarillo District Office, the City of Amarillo, the City of Canyon, Potter County, or Randall County. Amarillo MPO public involvement requirements were followed and documented in the development of the TIP.

Project Selection Process

Projects programmed in the TIP are evaluated using a variety of criteria. The criteria used to evaluate a particular project are identified in the Project Prioritization Method found in the MTP, as well as by how far the project goes toward meeting the goals of the Metropolitan Transportation Plan. The items below include the major elements that are considered in selecting projects.

- Preservation of the Capital Investment
- Safety
- Congestion Relief-1
- Environmental Protection and Enhancement
- Economic Development
- Aesthetics

Grouped Project CSJs (Control Section Job)

The Amarillo MPO is participating in the use of grouped projects in cooperation with the Federal Highway Administration and the Texas Department of Transportation. TxDOT developed Grouped Project CSJ numbers for projects that are not determined to be regionally significant. This allows those

projects to be grouped in one line item as permitted in Title 23 USC section 135 Statewide Planning. Grouped projects in the form of an individual line item adopted by the MPO policy board are in fact pre-approved by the MPO policy board for purposes of grouping similar types of projects for TIP programming in the future. Grouped exempt projects may be handled by the MPO as an administrative TIP revision, which does not require a formal STIP major revision approval action by FHWA and FTA in conjunction with TXDOT District Offices and TPP (System Planning).

Progress from Previous Years

Federally Funded Projects – The following major projects have been implemented or are currently under construction:

- IH-27 – from Sundown Lane to Bell Street – B-1 Phase 1: Reconstruct Main lane Bridges and Approaches at SL 335 (2nd Level) to accommodate future expansion to 6 Lanes
- SL 335 – from IH 27 to Bell Street – B-1 Phase 1: Construct Frontage roads to Accommodate Future Main lane Bridge at IH 27 (3rd Level)
- SL 335 – from West of Coulter to IH 27; B-1 Phase I: Construct Frontage roads and Grade Separation at Coulter
- SL 335 – from FM 2590 to IH 40; B2 phase 1: Construct Frontage roads to Accommodate Future Main lanes on new Helium alignment
- SL 335 – from IH 40 to SW 9th Ave; B2 Phase 2: Construct Frontage roads to Accommodate Future Main lane Bridge at IH 40
- IH 40 – At Whitaker Rd: Replace Existing Bridges and Approaches
- IH-40 – At SL 335 (Lakeside): Replace Existing Bridges and Approaches
- IH 40 – At FM 1258: Replace Existing Bridges and Approaches

Federally Funded Transit Projects - Amarillo City Transit received operating and capital assistance from Section 5307 funds. The associated capital projects were for acquisition of replacement vehicles and support equipment.

Amarillo area Section 5310 funds are utilized through services provided by Panhandle Community Services.

Planning Factors

The Transportation Improvement Program is developed to meet the goals, planning factors, and planning emphasis areas of the FAST Act, which are continued from MAP-21. The planning factors are:

- Support the economic vitality of the metropolitan area, especially by enabling global competitiveness, productivity and efficiency
- Increase the safety of the transportation system for motorized and non motorized users
- Increase the security of the transportation system for motorized and non-motorized users
- Increase the accessibility and mobility of people and for freight
- Protect and enhance the environment, promote energy conservation, improve the quality of life, and promote consistency between transportation improvements and state and local planned growth and economic development patterns
- Enhance the integration and connectivity of the transportation system, across and between modes, for people and freight
- Promote efficient system management and operation
- Emphasize the preservation of the existing transportation system
- Improve the resiliency and reliability of the transportation system and reduce or mitigate storm water impacts of surface transportation; and
- Enhance travel and tourism.

Performance Based Planning Issues

The Amarillo MPO has developed this FY 2021-24 Transportation Improvement Program to support the

fulfillment of national goals identified in the most recent federal transportation bill. Those goals are of prime importance:

- | | |
|-----------------------------|--------------------------------|
| Safety | Vitality |
| Infrastructure Condition | Environmental Sustainability |
| Congestion Reduction | Reduced Project Delivery Dates |
| System Reliability | |
| Freight Movement & Economic | |

The Amarillo MPO will work in cooperation with TxDOT to carry out USDOT Performance-Based Planning directives. The Fixing America’s Surface Transportation (FAST) Act is the current transportation law. The FAST Act requires the consideration of two new planning factors. The first is encouraging consultation with agencies that plan for tourism and natural disaster risk reduction. The second is planning for system resiliency and reliability and reducing or mitigating storm-water impacts of surface transportation.

Under the FAST Act, State DOTs and MPOs are required to establish performance targets and evaluate the progress made toward achieving the performance targets for the following performance measures:

Safety:

The Texas Department of Transportation has officially established five safety targets based on five year rolling averages.

Performance Measure	2020 Statewide Target (Expressed as Five-Year 2016-2020 Average)
Total number of traffic related fatalities on all public roads	3,840
Rate of traffic related fatalities on all public roads per 100 million VMT	1.406
Total number of traffic related serious injuries on all public roads	17394
Rate of traffic related serious injuries on all public roads per 100 million VMT	6.286
Total number of non-motorized fatalities and serious injuries on all public roads	2,285.0

These performance targets were developed during the update for the 2017-2022 Strategic Highway Safety plan. These targets carry through into the state’s Highway Safety Improvement Plan and the Highway safety Plan. These targets are a 2% reduction from the original trend line projected out to 2022.

The Amarillo MPO Policy Committee adopted TxDOT’s Safety targets and committed to supporting, planning and programming projects that contribute to the accomplishments of these targets at their Policy Committee meeting on January 16, 2020.

The projects listed in the 2021-2024 Transportation Improvement Program support achieving these safety targets. The projects include added capacity and operational improvements that include bicycle and pedestrian facilities, intersection improvements, grade separated overpasses, as well as improving freight movement.

Pavement and Bridge Condition:

The Amarillo MPO Policy Committee has also adopted TxDOT’s Pavement and Bridge Condition Performance Measures. These are commonly referred to as PM2 performance measures. TxDOT has established four targets for pavement and two performance measures for bridge conditions. The targets are found below.

Performance Measure	Baseline	2020 Target	2022 Target
Pavement on IH			
% in "good" Condition			66.40%
% in "poor" Condition			0.30%
Pavement on non-IH NHS			
% in "good" Condition	54.40%	52.00%	52.30%
% in "poor" Condition	13.80%	14.30%	14.30%

Performance Measure	Baseline	2020 Target	2022 Target
NHS Bridge Deck Condition			
% in "poor" Condition	0.88%	0.80%	0.80%
% in "good" Condition	50.63%	50.58%	50.42%

System Performance:

Once again the Policy Committee adopted the same targets for system performance as TxDOT. TxDOT has identified three performance measures for system performance. These measures are referred to as PM3. The PM3 measures are Percentage of person-miles traveled on the Interstate system rated “reliable”, Percentage of person-miles traveled on the Non-Interstate system rated “reliable, and percentage of truck travel time on the Interstate system rated and “reliable”. The targets are found below.

Performance Measure	Statewide Baseline	2020 Target	2022 Target
National Highway System Travel Time Reliability			
Interstate Highway System Level of Travel Time Reliability	79.6%	61.2%	56.6%
Non-Interstate Level of Travel Time Reliability	n/a	n/a	55.4%
Truck Travel Time Reliability	1.50	1.70	1.79

Air Quality Issues

The Clean Air Act of 1990 places several requirements on communities to maintain and improve urban air quality. In response to the Act, the U.S. Department of Transportation has identified those communities in the nation with poor air quality as non-attainment areas and those with good air quality are classified as attainment areas. Although Amarillo has been identified as an attainment area, consideration is still given to the maintenance of good air quality through the appropriate mix of land uses with their resulting travel patterns and through a program to synchronize traffic signals on arterial roads to decrease delay and travel time, resulting in reduced fuel consumption and lower vehicle emissions per

vehicle miles traveled.

Americans with Disabilities Act (ADA)

The ADA was designed to establish equal rights for persons with disabilities. The ADA requires municipalities to develop programs that do not discriminate against persons with disabilities solely on the basis of a physical or mental disability. The Act addresses several areas including employment, public services, non-discrimination in the private sector, and telecommunications access. The City of Amarillo includes persons with disabilities in the development of all of its employment programs and public programs and facilities. A significant portion of Amarillo's response to the ADA is directly related to improvements to the Amarillo City Transit system.

FEDERAL & STATE FUNDED HIGHWAY PROJECTS

STATEWIDE TRANSPORTATION IMPROVEMENT PROGRAM
AMARILLO MPO - HIGHWAY PROJECTS
FY 2021

2021-2024 STIP		07/2020 Revision: Revising							
DISTRICT	MPO	COUNTY	CSJ	TIP FY	HWY	PHASE	CITY	YOE COST	
AMARILLO	AMARILLO	RANDALL	2635-03-024	2021	SL 335	C,E	AMARILLO	\$ 32,270,455	
LIMITS FROM FM 2590		PROJECT SPONSOR City of Amarillo							
LIMITS TO WEST OF COULTER		REVISION DATE 07/2020							
PROJECT B-1 PHASE II: (TIE IN) CONSTRUCT NEW 4- MAIN LANES, GRADE SEP, RAMPS, AND 2-LANE		MPO PROJ NUM A20002-001							
DESCR FRONTAGE ROADS		FUNDING CAT(S) 1,2U,12							
REMARKS		PROJECT PHASE II OF III OF A MULTI PHASE PROJECT 2635-03-018, ETC							
P7		HISTORY (B-1) PHASE I 2635-03-018,2635-02-029, 0168-09-161 PHASE III 2635-02-900,2635-03-901							
TOTAL PROJECT COST INFORMATION			AUTHORIZED FUNDING BY CATEGORY/SHARE						
PREL ENG \$	1,355,851		CATEGORY	FEDERAL	STATE	REGIONAL	LOCAL	LC	TOTAL
ROW PURCH \$	0		1	\$ 2,136,364	\$ 534,091	\$ 0	\$ 0	0	\$ 2,670,455
CONSTR \$	29,600,000	COST OF APPROVED PHASES	2U	\$ 0	\$ 22,600,000	\$ 0	\$ 0	0	\$ 22,600,000
CONST ENG \$	1,314,604		12	\$ 0	\$ 7,000,000	\$ 0	\$ 0	0	\$ 7,000,000
CONTING \$	758,934	\$ 32,270,455	TOTAL	\$ 2,136,364	\$ 30,134,091	\$ 0	\$ 0	0	\$ 32,270,455
INDIRECT \$	0								
BOND FIN \$	0								
PT CHG ORD \$	1,988,076								
TOTAL CST \$	35,017,465								

STATEWIDE TRANSPORTATION IMPROVEMENT PROGRAM
AMARILLO MPO - HIGHWAY PROJECTS
FY 2023

2021-2024 STIP		07/2020 Revision: Revising						
DISTRICT	MPO	COUNTY	CSJ	TIP FY	HWY	PHASE	CITY	YOE COST
AMARILLO	AMARILLO	POTTER	2635-04-031	2023	SL 335	C,E	AMARILLO	\$ 93,934,500
LIMITS FROM SW 9th		PROJECT SPONSOR City of Amarillo						
LIMITS TO FM 1719		REVISION DATE 07/2020						
PROJECT C-1 Phase I: Upgrade to 4-lane divided from SW 9th to RM 1061, Upgrade to Freewa		MPO PROJ NUM A20003-000						
DESCR y from RM 1061 to FM 1719		FUNDING CAT(S) 2U,4,12,1						
REMARKS		PROJECT Multi Phase Project to convert 2 lane to 4 lane freeway w						
P7		HISTORY ith Frt Full Build CSJ 2635-04-034						
TOTAL PROJECT COST INFORMATION				AUTHORIZED FUNDING BY CATEGORY/SHARE				
PREL ENG	\$ 4,042,500	CATEGORY	FEDERAL	STATE	REGIONAL	LOCAL	LC	TOTAL
ROW PURCH	\$ 0	1	\$ 9,147,600	\$ 2,286,900	\$ 0	\$ 0	0	\$ 11,434,500
CONSTR	\$ 85,800,000	COST OF APPROVED PHASES	2U	\$ 20,016,000	\$ 5,004,000	\$ 0	\$ 0	\$ 25,020,000
CONST ENG	\$ 4,092,000	4	\$ 22,368,000	\$ 5,592,000	\$ 0	\$ 0	0	\$ 27,960,000
CONTING	\$ 1,641,750	12	\$ 23,616,000	\$ 5,904,000	\$ 0	\$ 0	0	\$ 29,520,000
INDIRECT	\$ 0	TOTAL	\$ 75,147,600	\$ 18,786,900	\$ 0	\$ 0	0	\$ 93,934,500
BOND FIN	\$ 0							
PT CHG ORD	\$ 0							
TOTAL CST	\$ 95,576,250							

GROUPED PROJECTS STATEWIDE CSJ's

Grouped Project Section Definitions information revised April 16, 2018

Grouped Project CSJs

Definition of Grouped Projects for use in the Transportation Improvement Program

Revised April 16, 2018

Proposed CSJ	Grouped Project Category	Definition
5000-00-950	PE – Preliminary Engineering	Preliminary Engineering for any project except added capacity projects in a non-attainment area. Includes activities which do not involve or lead directly to construction, such as planning and research activities; grants for training; engineering to define the elements of a proposed action or alternatives so that social, economic, and environmental effects can be assessed.
5000-00-951	Right of Way Acquisition	Right of Way acquisition for any project except added capacity projects in a non-attainment area. Includes relocation assistance, hardship acquisition, and protective buying.
5000-00-952 5000-00-957 5000-00-958	Preventive Maintenance and Rehabilitation	Projects to include pavement repair to preserve existing pavement so that it may achieve its designed loading. Includes seal coats, overlays, resurfacing, restoration, and rehabilitation done with existing ROW. Also includes modernization of a highway by reconstruction, adding shoulders or adding auxiliary lanes (e.g., parking, weaving, turning, climbing, non-added capacity) or drainage improvements associated with rehabilitation.
5000-00-953	Bridge Replacement and Rehabilitation	Projects to replace and/or rehabilitate functionally obsolete or structurally deficient bridges.
5000-00-954	Railroad Grade Separations	Projects to construct or replace existing highway-railroad grade crossings and to rehabilitate and/or replace deficient railroad underpasses, resulting in no added capacity.
5800-00-950	Safety	Projects to include the construction or replacement/rehabilitation of guard rails, median barriers, crash cushions, pavement markings, skid treatments, medians, lighting improvements, highway signs, curb ramps, railroad/highway crossing warning devices, fencing, intersection improvements (e.g., turn lanes), signalization projects and interchange modifications. Also includes projects funded via the Federal Hazard Elimination Program, Federal Railroad Signal Safety Program, or Access Managements projects, except those that result in added capacity.
5000-00-956	Landscaping	Project consisting of typical right-of-way landscape development, establishment, and aesthetic improvements to include any associated erosion control and environmental mitigation activities.
5800-00-915	Intelligent Transportation System Deployment	Highway traffic operation improvement projects including the installation of ramp metering control devices, variable message signs, traffic monitoring equipment, and projects in the Federal ITS/IVHS programs.
5000-00-916	Bicycle and Pedestrian	Construction or rehabilitation of bicycle and pedestrian lanes, paths and facilities.
5000-00-917	Safety Rest Areas and Truck Weigh Stations	Construction and improvement of rest areas and truck weigh stations.
5000-00-918	Transit Improvements and Programs	Projects include the construction and improvement of small passenger shelters and information kiosks. Also includes the construction and improvement of rail storage/maintenance facilities bus transfer facilities where minor amounts of additional land are required and there is not a substantial increase in the number of users. Also includes transit operating assistance, acquisition of third-party transit services, and transit marketing, and mobility management/coordination. Additionally includes the Purchase of new buses and rail cars to replace existing vehicles or for minor expansions of the fleet [See Note 3].

Note 1: Projects funded with Transportation Alternatives Program (TAP), Transportation Enhancement, and Congestion Mitigation Air Quality funding require a Federal eligibility determination, and are not approved to be grouped.

Note 2: Projects funded as part of the Recreational Trails Program (RTP) consistent with the revised grouped project category definitions may be grouped. RTP projects that are not consistent with the revised grouped project category definitions must be individually noted in the Transportation Improvement Program (TIP) and State Transportation Improvement Program (STIP).

Note 3: In PM10 and PM 2.5 nonattainment or maintenance areas, such projects may be grouped only if they are in compliance with control measures in the applicable implementation plan.

**TRANSPORTATION IMPROVEMENT PROGRAM
AMARILLO DISTRICT
AMARILLO MPO**

DISTRICT	COUNTY	CONT-SECT-JOB	HWY	LET DATE	PHASE	CITY	MPO ID	EST COST
AMARILLO	VARIOUS	5000-00-950	VA	FY 17-20	E	VA		CONSTRAINED STATEWIDE
LIMITS FROM:		GROUPED PROJECT				LIMITS TO:		
DESCRIPTION1:		PE-PRELIMINARY ENGINEERING				REV DATE:		
DESCRIPTION2:						LOCAL CONT:		
DESCRIPTION3:								
LAYMAN DESC1:		PE-PRELIMINARY ENGINEERING						
REMARKS:		SEE EXHIBIT A FOR CANDIDATE PROJECT LIST						
AMARILLO	VARIOUS	5000-00-951	VA	FY 17-20	R	VA		CONSTRAINED STATEWIDE
LIMITS FROM:		GROUPED PROJECT				LIMITS TO:		
DESCRIPTION1:		RIGHT OF WAY ACQUISITION				REV DATE:		
DESCRIPTION2:						LOCAL CONT:		
DESCRIPTION3:								
LAYMAN DESC1:		RIGHT OF WAY ACQUISITION						
REMARKS:		SEE EXHIBIT A FOR INDIVIDUAL PROJECT LIST						
AMARILLO	VARIOUS	5000-00-952	VA	FY 17-20	C	VA		CONSTRAINED STATEWIDE
LIMITS FROM:		GROUPED PROJECT				LIMITS TO:		
DESCRIPTION1:		PREVENTIVE MAINTENANCE AND REHABILITATION				REV DATE:		
DESCRIPTION2:						LOCAL CONT:		
DESCRIPTION3:								
LAYMAN DESC1:		PREVENTIVE MAINTENANCE AND REHABILITATION						
REMARKS:		SEE EXHIBIT A FOR INDIVIDUAL PROJECT LIST						
AMARILLO	VARIOUS	5000-00-957	VA	FY 17-20	C	VA		CONSTRAINED STATEWIDE
LIMITS FROM:		GROUPED PROJECT				LIMITS TO:		
DESCRIPTION1:		PREVENTIVE MAINTENANCE AND REHABILITATION				REV DATE:		
DESCRIPTION2:						LOCAL CONT:		
DESCRIPTION3:								
LAYMAN DESC1:		PREVENTIVE MAINTENANCE AND REHABILITATION						
REMARKS:		SEE EXHIBIT A FOR INDIVIDUAL PROJECT LIST						
AMARILLO	VARIOUS	5000-00-958	VA	FY 17-20	C	VA		CONSTRAINED STATEWIDE
LIMITS FROM:		GROUPED PROJECT				LIMITS TO:		
DESCRIPTION1:		PREVENTIVE MAINTENANCE AND REHABILITATION				REV DATE:		
DESCRIPTION2:						LOCAL CONT:		
DESCRIPTION3:								
LAYMAN DESC1:		PREVENTIVE MAINTENANCE AND REHABILITATION						
REMARKS:		SEE EXHIBIT A FOR INDIVIDUAL PROJECT LIST						

**TRANSPORTATION IMPROVEMENT PROGRAM
AMARILLO DISTRICT
AMARILLO MPO**

DISTRICT	COUNTY	CONT-SECT-JOB	HWY	LET DATE	PHASE	CITY	MPO ID	EST COST
AMARILLO	VARIOUS	5000-00-953	VA	FY 17-20	C	VA		CONSTRAINED STATEWIDE
LIMITS FROM:		GROUPED PROJECT						LIMITS TO:
DESCRIPTION1:		BRIDGE REPLACEMENT AND REHABILITATION						
DESCRIPTION2:								REV DATE:
DESCRIPTION3:								LOCAL CONT:
LAYMAN DESC1:		BRIDGE REPLACEMENT AND REHABILITATION						
REMARKS:		SEE EXHIBIT A FOR INDIVIDUAL PROJECT LIST						
AMARILLO	VARIOUS	5000-00-954	VA	FY 17-20	C	VA		CONSTRAINED STATEWIDE
LIMITS FROM:		GROUPED PROJECT						LIMITS TO:
DESCRIPTION1:		RAILROAD GRADE SEPARATIONS						
DESCRIPTION2:								REV DATE:
DESCRIPTION3:								LOCAL CONT:
LAYMAN DESC1:		RAILROAD GRADE SEPARATIONS						
REMARKS:		SEE EXHIBIT A FOR INDIVIDUAL PROJECT LIST						
AMARILLO	VARIOUS	5000-00-950	VA	FY 17-20	C	VA		CONSTRAINED STATEWIDE
LIMITS FROM:		GROUPED PROJECT						LIMITS TO:
DESCRIPTION1:		SAFETY						
DESCRIPTION2:								REV DATE:
DESCRIPTION3:								LOCAL CONT:
LAYMAN DESC1:		SAFETY						
REMARKS:		SEE EXHIBIT A FOR INDIVIDUAL PROJECT LIST						
AMARILLO	VARIOUS	5000-00-956	VA	FY 17-20	C	VA		CONSTRAINED STATEWIDE
LIMITS FROM:		GROUPED PROJECT						LIMITS TO:
DESCRIPTION1:		LANDSCAPING						
DESCRIPTION2:								REV DATE:
DESCRIPTION3:								LOCAL CONT:
LAYMAN DESC1:		LANDSCAPING						
REMARKS:		SEE EXHIBIT A FOR INDIVIDUAL PROJECT LIST						

**TRANSPORTATION IMPROVEMENT PROGRAM
AMARILLO DISTRICT
AMARILLO MPO**

DISTRICT	COUNTY	CONT-SECT-JOB	HWY	LET DATE	PHASE	CITY	MPO ID	EST COST
AMARILLO	VARIOUS	5000-00-915	VA	FY 17-20	C	VA		CONSTRAINED STATEWIDE
LIMITS FROM:		GROUPED PROJECT						LIMITS TO:
DESCRIPTION1:		INTELLIGENT TRANSPORTATION SYSTEM DEPLOYMENT						
DESCRIPTION2:								REV DATE:
DESCRIPTION3:								LOCAL CONT:
LAYMAN DESC1:		INTELLIGENT TRANSPORTATION SYSTEM DEPLOYMENT						
REMARKS:		SEE EXHIBIT A FOR INDIVIDUAL PROJECT LIST						
AMARILLO	VARIOUS	5000-00-916	VA	FY 17-20	C	VA		CONSTRAINED STATEWIDE
LIMITS FROM:		GROUPED PROJECT						LIMITS TO:
DESCRIPTION1:		BICYCLE AND PEDESTRIAN						
DESCRIPTION2:								REV DATE:
DESCRIPTION3:								LOCAL CONT:
LAYMAN DESC1:		BICYCLE AND PEDESTRIAN IMPROVEMENTS						
REMARKS:		SEE EXHIBIT A FOR INDIVIDUAL PROJECT LIST						
AMARILLO	VARIOUS	5000-00-917	VA	FY 17-20	C	VA		CONSTRAINED STATEWIDE
LIMITS FROM:		GROUPED PROJECT						LIMITS TO:
DESCRIPTION1:		SAFETY REST AREAS AND TRUCK WEIGH STATIONS						
DESCRIPTION2:								REV DATE:
DESCRIPTION3:								LOCAL CONT:
LAYMAN DESC1:		SAFETY REST AREAS AND TRUCK WEIGH STATIONS						
REMARKS:		SEE EXHIBIT A FOR INDIVIDUAL PROJECT LIST						
AMARILLO	VARIOUS	5000-00-918	VA	FY 17-20	C	VA		CONSTRAINED STATEWIDE
LIMITS FROM:		GROUPED PROJECT						LIMITS TO:
DESCRIPTION1:		TRANSIT IMPROVEMENTS AND PROGRAMS						
DESCRIPTION2:								REV DATE:
DESCRIPTION3:								LOCAL CONT:
LAYMAN DESC1:		TRANSIT IMPROVEMENTS AND PROGRAMS						
REMARKS:		SEE EXHIBIT A FOR INDIVIDUAL PROJECT LIST						

EXHIBIT A

INDIVIDUAL LISTING OF GROUPED PROJECTS

(FOR INFORMATIONAL PURPOSES ONLY)

STATEWIDE TRANSPORTATION IMPROVEMENT PROGRAM
TIP FY 2021-2024
GROUPED PROJECTS
AMARILLO METROPOLITAN PLANNING ORGANIZATION
FY 2021

DISTRICT	COUNTY	CSJ	HWY	PHASE	CITY	PROJECT SPONSOR	YOE COST		
4 - AMARILLO	POTTER	0090-06-044	BI 40-D	C,E	OTHER		\$ 2,103,192		
LIMITS FROM ON BI 40-D EB						REVISION DATE: 07/2018			
LIMITS TO: AT BNSF RR						MPO PROJ NUM: A20505-010			
PROJECT BRIDGE REPLACEMENT						FUNDING CAT(S): 6			
DESCR:									
REMARKS						PROJECT HISTORY:			
P7:									
TOTAL PROJECT COST INFORMATION				AUTHORIZED FUNDING BY CATEGORY/SHARE					
PRELIM ENG:	\$ 91,728	COST OF APPROVED PHASES:			FEDERAL	STATE	LOCAL	LC	TOTAL
ROW PURCHASE:	\$ 0		6-STRUCT RHB:	\$ 1,682,554	\$ 420,638	\$ 0	\$ 0	\$ 2,103,192*	
CONST COST:	\$ 1,872,000		TOTAL:	\$ 1,682,554	\$ 420,638	\$ 0	\$ 0	\$ 2,103,192	
CONST ENG:	\$ 139,464								
CONTING:	\$ 9,547								
IND COSTS:	\$ 0								
BND FINANCING:	\$ 0								
TOTAL PRJ COST:	\$ 2,166,840								

DISTRICT	COUNTY	CSJ	HWY	PHASE	CITY	PROJECT SPONSOR	YOE COST		
4 - AMARILLO	POTTER	0090-06-045	BI 40-D	C,E	AMARILLO	AMARILLO (CITY)	\$ 2,103,192		
LIMITS FROM ON BI 40-D WB						REVISION DATE: 07/2018			
LIMITS TO: AT BNSF RR						MPO PROJ NUM: A20505-011			
PROJECT BRIDGE REPLACEMENT						FUNDING CAT(S): 6			
DESCR:									
REMARKS						PROJECT HISTORY:			
P7:									
TOTAL PROJECT COST INFORMATION				AUTHORIZED FUNDING BY CATEGORY/SHARE					
PRELIM ENG:	\$ 91,728	COST OF APPROVED PHASES:			FEDERAL	STATE	LOCAL	LC	TOTAL
ROW PURCHASE:	\$ 0		6-STRUCT RHB:	\$ 1,682,554	\$ 420,638	\$ 0	\$ 0	\$ 2,103,192*	
CONST COST:	\$ 1,872,000		TOTAL:	\$ 1,682,554	\$ 420,638	\$ 0	\$ 0	\$ 2,103,192	
CONST ENG:	\$ 139,464								
CONTING:	\$ 9,547								
IND COSTS:	\$ 0								
BND FINANCING:	\$ 0								
TOTAL PRJ COST:	\$ 2,166,840								

DISTRICT	COUNTY	CSJ	HWY	PHASE	CITY	PROJECT SPONSOR	YOE COST		
4 - AMARILLO	POTTER	0168-10-077	IH 27	C,E	AMARILLO	AMARILLO (CITY)	\$ 562,677		
LIMITS FROM RANDALL COUNTY LINE						REVISION DATE: 07/2018			
LIMITS TO: 0.2 MILES SOUTH OF IH 40						MPO PROJ NUM: A20020-006			
PROJECT HAZARD ELIMINATION & SAFETY						FUNDING CAT(S): 8			
DESCR:									
REMARKS						PROJECT HISTORY:			
P7:									
TOTAL PROJECT COST INFORMATION				AUTHORIZED FUNDING BY CATEGORY/SHARE					
PRELIM ENG:	\$ 24,320	COST OF APPROVED PHASES:			FEDERAL	STATE	LOCAL	LC	TOTAL
ROW PURCHASE:	\$ 0		8-SAFETY:	\$ 506,409	\$ 56,268	\$ 0	\$ 0	\$ 562,677*	
CONST COST:	\$ 516,172		TOTAL:	\$ 506,409	\$ 56,268	\$ 0	\$ 0	\$ 562,677	
CONST ENG:	\$ 22,185								
CONTING:	\$ 0								
IND COSTS:	\$ 0								
BND FINANCING:	\$ 0								
TOTAL PRJ COST:	\$ 558,260								

PHASE: C = CONSTRUCTION, E = ENGINEERING, R = ROW, T = TRANSFER

* FUNDING NOT FIXED

**STATEWIDE TRANSPORTATION IMPROVEMENT PROGRAM
TIP FY 2021-2024
GROUPED PROJECTS
AMARILLO METROPOLITAN PLANNING ORGANIZATION
FY 2021**

DISTRICT	COUNTY	CSJ	HWY	PHASE	CITY	PROJECT SPONSOR	YOE COST
4 - AMARILLO	POTTER	0168-10-078	IH 27	C,E	AMARILLO	AMARILLO (CITY)	\$ 3,414,000
LIMITS FROM RANDALL COUNTY LINE						REVISION DATE:	07/2018
LIMITS TO: IH 40						MPO PROJ NUM:	A20020-004
PROJECT HIGHWAY IMPROVEMENT						FUNDING CAT(S):	1,11
DESCR:							
REMARKS						PROJECT HISTORY:	
P7:							

TOTAL PROJECT COST INFORMATION			AUTHORIZED FUNDING BY CATEGORY/SHARE				
		COST OF APPROVED PHASES:	FEDERAL	STATE	LOCAL	LC	TOTAL
PRELIM ENG:	\$ 147,000	\$ 3,414,000	1-PRVNT	\$ 2,622,600	\$ 291,400	\$ 0	\$ 2,914,000*
ROW PURCHASE:	\$ 0		11-DIST DISC:	\$ 450,000	\$ 50,000	\$ 0	\$ 500,000
CONST COST:	\$ 3,120,000		TOTAL:	\$ 3,072,600	\$ 341,400	\$ 0	\$ 3,414,000
CONST ENG:	\$ 147,000						
CONTING:	\$ 1,500						
IND COSTS:	\$ 0						
BND FINANCING:	\$ 0						
TOTAL PRJ COST:	\$ 3,431,100						

DISTRICT	COUNTY	CSJ	HWY	PHASE	CITY	PROJECT SPONSOR	YOE COST
4 - AMARILLO	RANDALL	0168-09-180	IH 27	C,E	AMARILLO	AMARILLO (CITY)	\$ 2,852,101
LIMITS FROM 0.058 MILES SOUTH OF 45TH AVE						REVISION DATE:	07/2018
LIMITS TO: POTTER COUNTY LINE						MPO PROJ NUM:	A20020-005
PROJECT HAZARD ELIMINATION & SAFETY						FUNDING CAT(S):	8
DESCR:							
REMARKS						PROJECT HISTORY:	
P7:							

TOTAL PROJECT COST INFORMATION			AUTHORIZED FUNDING BY CATEGORY/SHARE				
		COST OF APPROVED PHASES:	FEDERAL	STATE	LOCAL	LC	TOTAL
PRELIM ENG:	\$ 127,780	\$ 2,852,101	8-SAFETY:	\$ 2,566,891	\$ 285,210	\$ 0	\$ 2,852,101*
ROW PURCHASE:	\$ 0		TOTAL:	\$ 2,566,891	\$ 285,210	\$ 0	\$ 2,852,101
CONST COST:	\$ 2,607,754						
CONST ENG:	\$ 116,567						
CONTING:	\$ 26,860						
IND COSTS:	\$ 0						
BND FINANCING:	\$ 0						
TOTAL PRJ COST:	\$ 2,921,728						

DISTRICT	COUNTY	CSJ	HWY	PHASE	CITY	PROJECT SPONSOR	YOE COST
4 - AMARILLO	RANDALL	0168-09-181	IH 27	C,E	AMARILLO	AMARILLO (CITY)	\$ 23,372,370
LIMITS FROM 45TH AVE						REVISION DATE:	08/2019
LIMITS TO: POTTER COUNTY LINE						MPO PROJ NUM:	A20020-003
PROJECT HIGHWAY IMPROVEMENT						FUNDING CAT(S):	1,2U,11
DESCR:							
REMARKS						PROJECT HISTORY:	
P7:							

TOTAL PROJECT COST INFORMATION			AUTHORIZED FUNDING BY CATEGORY/SHARE				
		COST OF APPROVED PHASES:	FEDERAL	STATE	LOCAL	LC	TOTAL
PRELIM ENG:	\$ 1,014,300	\$ 23,372,370	1-PRVNT	\$ 10,055,133	\$ 1,117,237	\$ 0	\$ 11,172,370*
ROW PURCHASE:	\$ 0		2U-URBAN CRDR:	\$ 9,360,000	\$ 2,340,000	\$ 0	\$ 11,700,000
CONST COST:	\$ 21,528,000		11-DIST DISC:	\$ 450,000	\$ 50,000	\$ 0	\$ 500,000
CONST ENG:	\$ 830,070		TOTAL:	\$ 19,865,133	\$ 3,507,237	\$ 0	\$ 23,372,370
CONTING:	\$ 293,940						
IND COSTS:	\$ 0						
BND FINANCING:	\$ 0						
TOTAL PRJ COST:	\$ 23,647,680						

PHASE: C = CONSTRUCTION, E = ENGINEERING, R = ROW, T = TRANSFER

* FUNDING NOT FIXED

**STATEWIDE TRANSPORTATION IMPROVEMENT PROGRAM
TIP FY 2021-2024
GROUPED PROJECTS
AMARILLO METROPOLITAN PLANNING ORGANIZATION
FY 2021**

DISTRICT	COUNTY	CSJ	HWY	PHASE	CITY	PROJECT SPONSOR	YOE COST
4 - AMARILLO	POTTER	0275-01-200	IH 40	C,E	AMARILLO	AMARILLO, CITY	\$ 12,291,900
LIMITS FROM NELSON STREET						REVISION DATE: 07/2018	
LIMITS TO: US 287 SPLIT						MPO PROJ NUM: A20500-013	
PROJECT SURFACING/ROADWAY RESTORATION						FUNDING CAT(S): 1	
DESCR:							
REMARKS							
P7:							

TOTAL PROJECT COST INFORMATION			AUTHORIZED FUNDING BY CATEGORY/SHARE				
		COST OF APPROVED PHASES:	FEDERAL	STATE	LOCAL	LC	TOTAL
PRELIM ENG:	\$ 555,733		\$ 12,291,900	1-PRVNT	\$ 9,833,520	\$ 2,458,380	\$ 0
ROW PURCHASE:	\$ 0	TOTAL:		\$ 9,833,520	\$ 2,458,380	\$ 0	\$ 12,291,900
CONST COST:	\$ 11,341,484						
CONST ENG:	\$ 394,684						
CONTING:	\$ 198,476						
IND COSTS:	\$ 0						
BND FINANCING:	\$ 0						
TOTAL PRJ COST:	\$ 12,738,755						

DISTRICT	COUNTY	CSJ	HWY	PHASE	CITY	PROJECT SPONSOR	YOE COST
4 - AMARILLO	POTTER	2635-04-035	SL 335	C,E	AMARILLO	AMARILLO, CITY	\$ 251,104
LIMITS FROM RANDALL COUNTY LINE						REVISION DATE: 07/2018	
LIMITS TO: IH 40						MPO PROJ NUM: A20500-015	
PROJECT SURFACING/ROADWAY RESTORATION						FUNDING CAT(S): 1	
DESCR:							
REMARKS							
P7:							

TOTAL PROJECT COST INFORMATION			AUTHORIZED FUNDING BY CATEGORY/SHARE				
		COST OF APPROVED PHASES:	FEDERAL	STATE	LOCAL	LC	TOTAL
PRELIM ENG:	\$ 11,353		\$ 251,104	1-PRVNT	\$ 200,883	\$ 50,221	\$ 0
ROW PURCHASE:	\$ 0	TOTAL:		\$ 200,883	\$ 50,221	\$ 0	\$ 251,104
CONST COST:	\$ 231,689						
CONST ENG:	\$ 8,063						
CONTING:	\$ 4,055						
IND COSTS:	\$ 0						
BND FINANCING:	\$ 0						
TOTAL PRJ COST:	\$ 260,233						

DISTRICT	COUNTY	CSJ	HWY	PHASE	CITY	PROJECT SPONSOR	YOE COST
4 - AMARILLO	RANDALL	2635-03-025	SL 335	C,E	AMARILLO	AMARILLO, CITY	\$ 3,389,908
LIMITS FROM SW 81ST STREET						REVISION DATE: 07/2018	
LIMITS TO: POTTER COUNTY LINE						MPO PROJ NUM: A20500-016	
PROJECT SURFACING/ROADWAY RESTORATION						FUNDING CAT(S): 1	
DESCR:							
REMARKS							
P7:							

TOTAL PROJECT COST INFORMATION			AUTHORIZED FUNDING BY CATEGORY/SHARE				
		COST OF APPROVED PHASES:	FEDERAL	STATE	LOCAL	LC	TOTAL
PRELIM ENG:	\$ 153,262		\$ 3,389,908	1-PRVNT	\$ 2,711,927	\$ 677,982	\$ 0
ROW PURCHASE:	\$ 0	TOTAL:		\$ 2,711,927	\$ 677,982	\$ 0	\$ 3,389,908
CONST COST:	\$ 3,127,799						
CONST ENG:	\$ 108,847						
CONTING:	\$ 54,736						
IND COSTS:	\$ 0						
BND FINANCING:	\$ 0						
TOTAL PRJ COST:	\$ 3,513,143						

PHASE: C = CONSTRUCTION, E = ENGINEERING, R = ROW, T = TRANSFER

* FUNDING NOT FIXED

STATEWIDE TRANSPORTATION IMPROVEMENT PROGRAM
TIP FY 2021-2024
GROUPED PROJECTS
AMARILLO METROPOLITAN PLANNING ORGANIZATION
FY 2022

DISTRICT	COUNTY	CSJ	HWY	PHASE	CITY	PROJECT SPONSOR	YOE COST	
4 - AMARILLO	RANDALL	0067-17-029	IH 27	C,E	AMARILLO	AMARILLO (CITY)	\$ 62,452	
LIMITS FROM 0.478 MILES SE OF US 60						REVISION DATE: 07/2018		
LIMITS TO: 0.914 MILES N OF US 60						MPO PROJ NUM: A20500-002		
PROJECT HAZARD ELIMINATION & SAFETY						FUNDING CAT(S): 8		
DESCR:								
REMARKS								
P7:								
PROJECT HISTORY:								
TOTAL PROJECT COST INFORMATION				AUTHORIZED FUNDING BY CATEGORY/SHARE				
PRELIM ENG:	\$ 2,798	COST OF APPROVED PHASES:		FEDERAL	STATE	LOCAL	LC	TOTAL
ROW PURCHASE:	\$ 0		8-SAFETY:	\$ 56,207	\$ 6,245	\$ 0	\$ 0	\$ 62,452 *
CONST COST:	\$ 57,102		TOTAL:	\$ 56,207	\$ 6,245	\$ 0	\$ 0	\$ 62,452
CONST ENG:	\$ 2,552							
CONTING:	\$ 588							
IND COSTS:	\$ 0							
BND FINANCING:	\$ 0							
TOTAL PRJ COST:	\$ 63,977							

DISTRICT	COUNTY	CSJ	HWY	PHASE	CITY	PROJECT SPONSOR	YOE COST	
4 - AMARILLO	RANDALL	0067-17-030	IH 27	C,E	AMARILLO	AMARILLO (CITY)	\$ 43,932	
LIMITS FROM 0.478 MILES SE OF US 60						REVISION DATE: 07/2018		
LIMITS TO: 0.914 MILES N OF US 60						MPO PROJ NUM: A20500-004		
PROJECT HAZARD ELIMINATION & SAFETY						FUNDING CAT(S): 8		
DESCR:								
REMARKS								
P7:								
PROJECT HISTORY:								
TOTAL PROJECT COST INFORMATION				AUTHORIZED FUNDING BY CATEGORY/SHARE				
PRELIM ENG:	\$ 1,968	COST OF APPROVED PHASES:		FEDERAL	STATE	LOCAL	LC	TOTAL
ROW PURCHASE:	\$ 0		8-SAFETY:	\$ 39,539	\$ 4,393	\$ 0	\$ 0	\$ 43,932 *
CONST COST:	\$ 40,169		TOTAL:	\$ 39,539	\$ 4,393	\$ 0	\$ 0	\$ 43,932
CONST ENG:	\$ 1,796							
CONTING:	\$ 414							
IND COSTS:	\$ 0							
BND FINANCING:	\$ 0							
TOTAL PRJ COST:	\$ 45,005							

DISTRICT	COUNTY	CSJ	HWY	PHASE	CITY	PROJECT SPONSOR	YOE COST	
4 - AMARILLO	RANDALL	0067-17-031	IH 27	C,E	AMARILLO	AMARILLO (CITY)	\$ 10,532	
LIMITS FROM 0.478 MILES SE OF US 60						REVISION DATE: 07/2018		
LIMITS TO: 0.914 MILES N OF US 60						MPO PROJ NUM: A20500-006		
PROJECT HAZARD ELIMINATION & SAFETY						FUNDING CAT(S): 8		
DESCR:								
REMARKS								
P7:								
PROJECT HISTORY:								
TOTAL PROJECT COST INFORMATION				AUTHORIZED FUNDING BY CATEGORY/SHARE				
PRELIM ENG:	\$ 472	COST OF APPROVED PHASES:		FEDERAL	STATE	LOCAL	LC	TOTAL
ROW PURCHASE:	\$ 0		8-SAFETY:	\$ 9,479	\$ 1,053	\$ 0	\$ 0	\$ 10,532 *
CONST COST:	\$ 9,630		TOTAL:	\$ 9,479	\$ 1,053	\$ 0	\$ 0	\$ 10,532
CONST ENG:	\$ 430							
CONTING:	\$ 99							
IND COSTS:	\$ 0							
BND FINANCING:	\$ 0							
TOTAL PRJ COST:	\$ 10,789							

PHASE: C = CONSTRUCTION, E = ENGINEERING, R = ROW, T = TRANSFER

* FUNDING NOT FIXED

STATEWIDE TRANSPORTATION IMPROVEMENT PROGRAM
TIP FY 2021-2024
GROUPED PROJECTS
AMARILLO METROPOLITAN PLANNING ORGANIZATION
FY 2022

DISTRICT	COUNTY	CSJ	HWY	PHASE	CITY	PROJECT SPONSOR	YOE COST	
4 - AMARILLO	RANDALL	0168-09-165	IH 27	C,E	AMARILLO	AMARILLO (CITY)	\$ 7,371,082	
LIMITS FROM WESTERN STREET						REVISION DATE: 07/2018		
LIMITS TO: NORTH OF IH 27/US 60 INTERCHANGE						MPO PROJ NUM: A20500-013		
PROJECT SURFACING/ROADWAY RESTORATION						FUNDING CAT(S): 1		
DESCR:								
REMARKS								
P7:								
PROJECT HISTORY:								
TOTAL PROJECT COST INFORMATION				AUTHORIZED FUNDING BY CATEGORY/SHARE				
PRELIM ENG:	\$ 333,256	COST OF APPROVED PHASES:		FEDERAL	STATE	LOCAL	LC	TOTAL
ROW PURCHASE:	\$ 0		1-PRVNT	\$ 6,633,973	\$ 737,108	\$ 0	\$ 0	\$ 7,371,082 *
CONST COST:	\$ 6,801,146		TOTAL:	\$ 6,633,973	\$ 737,108	\$ 0	\$ 0	\$ 7,371,082
CONST ENG:	\$ 236,680							
CONTING:	\$ 119,020							
IND COSTS:	\$ 0							
BND FINANCING:	\$ 0							
TOTAL PRJ COST:	\$ 7,639,047							

DISTRICT	COUNTY	CSJ	HWY	PHASE	CITY	PROJECT SPONSOR	YOE COST	
4 - AMARILLO	RANDALL	0168-09-177	IH 27	C,E	AMARILLO	AMARILLO (CITY)	\$ 604,365	
LIMITS FROM 0.914 MILES N OF US 60						REVISION DATE: 07/2018		
LIMITS TO: 2.836 MILES SW OF FM 1541						MPO PROJ NUM: A20500-003		
PROJECT HAZARD ELIMINATION & SAFETY						FUNDING CAT(S): 8		
DESCR:								
REMARKS								
P7:								
PROJECT HISTORY:								
TOTAL PROJECT COST INFORMATION				AUTHORIZED FUNDING BY CATEGORY/SHARE				
PRELIM ENG:	\$ 27,077	COST OF APPROVED PHASES:		FEDERAL	STATE	LOCAL	LC	TOTAL
ROW PURCHASE:	\$ 0		8-SAFETY:	\$ 543,928	\$ 60,436	\$ 0	\$ 0	\$ 604,365 *
CONST COST:	\$ 552,587		TOTAL:	\$ 543,928	\$ 60,436	\$ 0	\$ 0	\$ 604,365
CONST ENG:	\$ 24,701							
CONTING:	\$ 5,692							
IND COSTS:	\$ 0							
BND FINANCING:	\$ 0							
TOTAL PRJ COST:	\$ 619,119							

DISTRICT	COUNTY	CSJ	HWY	PHASE	CITY	PROJECT SPONSOR	YOE COST	
4 - AMARILLO	RANDALL	0168-09-178	IH 27	C,E	AMARILLO	AMARILLO (CITY)	\$ 101,923	
LIMITS FROM 0.914 MILES N OF US 60						REVISION DATE: 07/2018		
LIMITS TO: 2.836 MILES SW OF FM 1541						MPO PROJ NUM: A20500-007		
PROJECT HAZARD ELIMINATION & SAFETY						FUNDING CAT(S): 8		
DESCR:								
REMARKS								
P7:								
PROJECT HISTORY:								
TOTAL PROJECT COST INFORMATION				AUTHORIZED FUNDING BY CATEGORY/SHARE				
PRELIM ENG:	\$ 4,566	COST OF APPROVED PHASES:		FEDERAL	STATE	LOCAL	LC	TOTAL
ROW PURCHASE:	\$ 0		8-SAFETY:	\$ 91,730	\$ 10,192	\$ 0	\$ 0	\$ 101,923 *
CONST COST:	\$ 93,191		TOTAL:	\$ 91,730	\$ 10,192	\$ 0	\$ 0	\$ 101,923
CONST ENG:	\$ 4,166							
CONTING:	\$ 960							
IND COSTS:	\$ 0							
BND FINANCING:	\$ 0							
TOTAL PRJ COST:	\$ 104,411							

PHASE: C = CONSTRUCTION, E = ENGINEERING, R = ROW, T = TRANSFER

* FUNDING NOT FIXED

**STATEWIDE TRANSPORTATION IMPROVEMENT PROGRAM
TIP FY 2021-2024
GROUPED PROJECTS
AMARILLO METROPOLITAN PLANNING ORGANIZATION
FY 2022**

DISTRICT	COUNTY	CSJ	HWY	PHASE	CITY	PROJECT SPONSOR	YOE COST	
4 - AMARILLO	RANDALL	0168-09-179	IH 27	C,E	AMARILLO	AMARILLO (CITY)	\$ 425,142	
LIMITS FROM 0.914 MILES N OF US 60						REVISION DATE: 07/2018		
LIMITS TO: 2.836 MILES SW OF FM 1541						MPO PROJ NUM: A20500-005		
PROJECT HAZARD ELIMINATION & SAFETY						FUNDING CAT(S): 8		
DESCR:								
REMARKS						PROJECT HISTORY:		
P7:								
TOTAL PROJECT COST INFORMATION			AUTHORIZED FUNDING BY CATEGORY/SHARE					
PRELIM ENG:	\$ 19,047	COST OF APPROVED PHASES:	FEDERAL		STATE	LOCAL	LC	TOTAL
ROW PURCHASE:	\$ 0		8-SAFETY:	\$ 382,628	\$ 42,514	\$ 0	\$ 0	\$ 425,142 *
CONST COST:	\$ 388,719	\$ 425,142	TOTAL:		\$ 382,628	\$ 42,514	\$ 0	\$ 425,142
CONST ENG:	\$ 17,376							
CONTING:	\$ 4,004							
IND COSTS:	\$ 0							
BND FINANCING:	\$ 0							
TOTAL PRJ COST:	\$ 435,521							

DISTRICT	COUNTY	CSJ	HWY	PHASE	CITY	PROJECT SPONSOR	YOE COST	
4 - AMARILLO	POTTER	0379-03-026	SH 136	C,E,R	OTHER		\$ 2,074,842	
LIMITS FROM AT FM 1912						REVISION DATE: 02/2019		
LIMITS TO:						MPO PROJ NUM: A20500-010		
PROJECT HAZARD ELIMINATION & SAFETY						FUNDING CAT(S): 8		
DESCR:								
REMARKS						PROJECT HISTORY:		
P7:								
TOTAL PROJECT COST INFORMATION			AUTHORIZED FUNDING BY CATEGORY/SHARE					
PRELIM ENG:	\$ 94,355	COST OF APPROVED PHASES:	FEDERAL		STATE	LOCAL	LC	TOTAL
ROW PURCHASE:	\$ 0		8-SAFETY:	\$ 1,867,358	\$ 207,484	\$ 0	\$ 0	\$ 2,074,842 *
CONST COST:	\$ 1,925,607	\$ 2,074,842	TOTAL:		\$ 1,867,358	\$ 207,484	\$ 0	\$ 2,074,842
CONST ENG:	\$ 54,880							
CONTING:	\$ 19,834							
IND COSTS:	\$ 0							
BND FINANCING:	\$ 0							
TOTAL PRJ COST:	\$ 2,126,256							

DISTRICT	COUNTY	CSJ	HWY	PHASE	CITY	PROJECT SPONSOR	YOE COST	
4 - AMARILLO	POTTER	0379-03-027	SH 136	C,E	OTHER		\$ 886,254	
LIMITS FROM FOLSOM ROAD						REVISION DATE: 02/2019		
LIMITS TO: 0.2 MILES SOUTH OF SL 335						MPO PROJ NUM: A20500-009		
PROJECT INSTALL/UPGRADE ROADWAY LIGHTING						FUNDING CAT(S): 11		
DESCR:								
REMARKS						PROJECT HISTORY:		
P7:								
TOTAL PROJECT COST INFORMATION			AUTHORIZED FUNDING BY CATEGORY/SHARE					
PRELIM ENG:	\$ 39,874	COST OF APPROVED PHASES:	FEDERAL		STATE	LOCAL	LC	TOTAL
ROW PURCHASE:	\$ 0		11-DIST DISC:	\$ 709,003	\$ 177,251	\$ 0	\$ 0	\$ 886,254 *
CONST COST:	\$ 813,749	\$ 886,254	TOTAL:		\$ 709,003	\$ 177,251	\$ 0	\$ 886,254
CONST ENG:	\$ 32,831							
CONTING:	\$ 11,555							
IND COSTS:	\$ 0							
BND FINANCING:	\$ 0							
TOTAL PRJ COST:	\$ 929,627							

PHASE: C = CONSTRUCTION, E = ENGINEERING, R = ROW, T = TRANSFER

* FUNDING NOT FIXED

**STATEWIDE TRANSPORTATION IMPROVEMENT PROGRAM
TIP FY 2021-2024
GROUPED PROJECTS
AMARILLO METROPOLITAN PLANNING ORGANIZATION
FY 2022**

DISTRICT	COUNTY	CSJ	HWY	PHASE	CITY	PROJECT SPONSOR	YOE COST
4 - AMARILLO	POTTER	0090-06-046	BI 40-D	C,E	AMARILLO	AMARILLO (CITY)	\$ 240,852
LIMITS FROM HILL SCHOOL PEDESTRAIN CROSSING						REVISION DATE: 05/2019	
LIMITS TO:						MPO PROJ NUM: A20505-009	
PROJECT BRIDGE MAINTENANCE						FUNDING CAT(S): 1	
DESCR:							
REMARKS							
P7:							

PROJECT HISTORY:

TOTAL PROJECT COST INFORMATION			AUTHORIZED FUNDING BY CATEGORY/SHARE					
			FEDERAL	STATE	LOCAL	LC	TOTAL	
PRELIM ENG:	\$ 10,677	COST OF APPROVED PHASES: \$ 240,852	1-PRVNT	\$ 192,682	\$ 48,170	\$ 0	\$ 0	\$ 240,852*
ROW PURCHASE:	\$ 0		TOTAL:	\$ 192,682	\$ 48,170	\$ 0	\$ 0	\$ 240,852
CONST COST:	\$ 217,906							
CONST ENG:	\$ 12,268							
CONTING:	\$ 1,111							
IND COSTS:	\$ 0							
BND FINANCING:	\$ 0							
TOTAL PRJ COST:	\$ 248,261							

DISTRICT	COUNTY	CSJ	HWY	PHASE	CITY	PROJECT SPONSOR	YOE COST
4 - AMARILLO	POTTER	2635-01-042	SL 335	C,E,R	OTHER		\$ 4,172,309
LIMITS FROM WHITAKER ROAD						REVISION DATE: 02/2019	
LIMITS TO: BENNET ROAD						MPO PROJ NUM: A20500-008	
PROJECT HIGHWAY IMPROVEMENT						FUNDING CAT(S): 1	
DESCR:							
REMARKS							
P7:							

PROJECT HISTORY:

TOTAL PROJECT COST INFORMATION			AUTHORIZED FUNDING BY CATEGORY/SHARE					
			FEDERAL	STATE	LOCAL	LC	TOTAL	
PRELIM ENG:	\$ 186,077	COST OF APPROVED PHASES: \$ 4,172,309	1-PRVNT	\$ 3,337,848	\$ 834,462	\$ 0	\$ 0	\$ 4,172,309*
ROW PURCHASE:	\$ 0		TOTAL:	\$ 3,337,848	\$ 834,462	\$ 0	\$ 0	\$ 4,172,309
CONST COST:	\$ 3,797,497							
CONST ENG:	\$ 188,736							
CONTING:	\$ 94,937							
IND COSTS:	\$ 0							
BND FINANCING:	\$ 0							
TOTAL PRJ COST:	\$ 4,393,324							

PHASE: C = CONSTRUCTION, E = ENGINEERING, R = ROW, T = TRANSFER

* FUNDING NOT FIXED

GROUPED TRANSIT PROJECT
FY 2021 TRANSIT PROJECT DESCRIPTIONS
AMARILLO TRANSPORTATION IMPROVEMENT PROGRAM

Amarillo		YOE = Year of Expenditure	
<u>General Project Information</u>		<u>Funding Information (YOE)</u>	
Project Sponsor	Amarillo City Transit	Federal Funding Category	5339
MPO Project Information (reference number, etc)	A20T02S(21)	Federal (FTA) Funds	\$170,199
		State Funds from TxDOT	\$0
		Other Funds - Local Match	\$0
Apportionment Year	2021	Fiscal Year Cost	\$212,749
Project Phase			
Brief Project Description	Replace Bus Vehicles	Total Project Cost	\$212,749
		Trans. Dev. Credits Requested (Date & Amount)	\$42,550
Sec 5309 ID Number	N.A.	Trans. Dev. Credits Awarded	\$0
Amendment Date & Action			
<u>General Project Information</u>		<u>Funding Information (YOE)</u>	
Project Sponsor		Federal Funding Category	
MPO Project Information (reference number, etc)		Federal (FTA) Funds	
		State Funds from TxDOT	
		Other Funds - Local Match	
Apportionment Year		Fiscal Year Cost	
Project Phase			
Brief Project Description		Total Project Cost	
		Trans. Dev. Credits Requested (Date & Amount)	
Sec 5309 ID Number		Trans. Dev. Credits Awarded	
Amendment Date & Action			
<u>General Project Information</u>		<u>Funding Information (YOE)</u>	
Project Sponsor		Federal Funding Category	
MPO Project Information (reference number, etc)		Federal (FTA) Funds	
		State Funds from TxDOT	
		Other Funds - Local Match	
Apportionment Year		Fiscal Year Cost	
Project Phase			
Brief Project Description		Total Project Cost	
		Trans. Dev. Credits Requested (Date & Amount)	
Sec 5309 ID Number		Trans. Dev. Credits Awarded	
Amendment Date & Action			

FEDERALLY FUNDED TRANSIT PROJECTS

FY 2021 TRANSIT PROJECT DESCRIPTIONS
AMARILLO TRANSPORTATION IMPROVEMENT PROGRAM

Amarillo		YOE = Year of Expenditure	
General Project Information		Funding Information (YOE)	
Project Sponsor	Amarillo City Transit	Federal Funding Category	5307
MPO Project Information (reference number, etc)	A20T01S(21)	Federal (FTA) Funds	\$2,482,739
		State Funds from TxDOT	\$470,929
		Other Funds - Local Match	\$2,011,864
Apportionment Year	2021	Fiscal Year Cost	\$4,965,585
Project Phase			
Brief Project Description	Operating Expenses	Total Project Cost	\$4,965,585
		Trans. Dev. Credits Requested (Date & Amount)	\$0
Sec 5309 ID Number	N.A.	Trans. Dev. Credits Awarded	\$0
Amendment Date & Action			
General Project Information		Funding Information (YOE)	
Project Sponsor	Amarillo City Transit	Federal Funding Category	5307
MPO Project Information (reference number, etc)	A20T06S(21)	Federal (FTA) Funds	\$640,989
		State Funds from TxDOT	\$50,999
		Other Funds - Local Match	\$109,248
Apportionment Year	2021	Fiscal Year Cost	\$801,236
Project Phase			
Brief Project Description	Preventative Maintenance (FTA Circular C9030.1D)	Total Project Cost	\$801,236
		Trans. Dev. Credits Requested (Date & Amount)	\$0
Sec 5309 ID Number	N.A.	Trans. Dev. Credits Awarded	\$0
Amendment Date & Action			
General Project Information		Funding Information (YOE)	
Project Sponsor	Amarillo City Transit	Federal Funding Category	5307
MPO Project Information (reference number, etc)	A20T03S(21)	Federal (FTA) Funds	\$350,536
		State Funds from TxDOT	\$0
		Other Funds - Local Match	\$87,634
Apportionment Year	2021	Fiscal Year Cost	\$438,170
Project Phase			
Brief Project Description	Replace Para-Transit Vehicles	Total Project Cost	\$438,170
		Trans. Dev. Credits Requested (Date & Amount)	\$0
Sec 5309 ID Number	N.A.	Trans. Dev. Credits Awarded	\$0
Amendment Date & Action			
General Project Information		Funding Information (YOE)	
Project Sponsor	Amarillo City Transit	Federal Funding Category	5307
MPO Project Information (reference number, etc)	A20T07S(21)	Federal (FTA) Funds	\$8,400
		State Funds from TxDOT	\$0
		Other Funds - Local Match	\$2,100
Apportionment Year	2021	Fiscal Year Cost	\$10,500
Project Phase			
Brief Project Description	Training	Total Project Cost	\$10,500
		Trans. Dev. Credits Requested (Date & Amount)	\$0
Sec 5309 ID Number	N.A.	Trans. Dev. Credits Awarded	\$0
Amendment Date & Action			

FY 2021 TRANSIT PROJECT DESCRIPTIONS			
AMARILLO TRANSPORTATION IMPROVEMENT PROGRAM			
Amarillo			YOE = Year of Expenditure
<u>General Project Information</u>		<u>Funding Information (YOE)</u>	
Project Sponsor	Amarillo City Transit	Federal Funding Category	5339
MPO Project Information (reference number, etc)	A20T09S(21)	Federal (FTA) Funds	\$5,506,032
		State Funds from TxDOT	\$0
		Other Funds - Local Match	\$1,376,508
Apportionment Year	2021	Fiscal Year Cost	\$6,882,540
Project Phase			
Brief Project Description	Transfer Facility Replacement	Total Project Cost	\$6,882,540
		Trans. Dev. Credits Requested (Date & Amount)	\$0
Sec 5309 ID Number	N.A.	Trans. Dev. Credits Awarded	\$0
Amendment Date & Action			
<u>General Project Information</u>		<u>Funding Information (YOE)</u>	
Project Sponsor	Amarillo City Transit	Federal Funding Category	5339
MPO Project Information (reference number, etc)	A20T03S(21)	Federal (FTA) Funds	\$370,000
		State Funds from TxDOT	\$0
		Other Funds - Local Match	\$0
Apportionment Year	2021	Fiscal Year Cost	\$370,000
Project Phase			
Brief Project Description	Replace Para-Transit Vehicles	Total Project Cost	\$370,000
		Trans. Dev. Credits Requested (Date & Amount)	\$74,000
Sec 5309 ID Number	N.A.	Trans. Dev. Credits Awarded	\$0
Amendment Date & Action			
<u>General Project Information</u>		<u>Funding Information (YOE)</u>	
Project Sponsor		Federal Funding Category	
MPO Project Information (reference number, etc)			
Apportionment Year			
Project Phase			
Brief Project Description			
Sec 5309 ID Number			
Amendment Date & Action			
<u>General Project Information</u>		<u>Funding Information (YOE)</u>	
Project Sponsor		Federal Funding Category	
MPO Project Information (reference number, etc)		Federal (FTA) Funds	
		State Funds from TxDOT	
		Other Funds - Local Match	
Apportionment Year		Fiscal Year Cost	
Project Phase			
Brief Project Description		Total Project Cost	
		Trans. Dev. Credits Requested (Date & Amount)	
Sec 5309 ID Number		Trans. Dev. Credits Awarded	
Amendment Date & Action			

FY 2022 TRANSIT PROJECT DESCRIPTIONS
AMARILLO TRANSPORTATION IMPROVEMENT PROGRAM

Amarillo		YOE = Year of Expenditure	
General Project Information		Funding Information (YOE)	
Project Sponsor	Amarillo City Transit	Federal Funding Category	5307
MPO Project Information (reference number, etc)	A20T02S(22)	Federal (FTA) Funds	\$361,037
		State Funds from TxDOT	0
		Other Funds - Local Match	\$90,259
Apportionment Year	2022	Fiscal Year Cost	\$451,296
Project Phase			
Brief Project Description	Replace Bus Vehicle	Total Project Cost	\$451,296
		Trans. Dev. Credits Requested (Date & Amount)	\$0
Sec 5309 ID Number	N.A.	Trans. Dev. Credits Awarded	\$0
Amendment Date & Action			
General Project Information		Funding Information (YOE)	
Project Sponsor	Amarillo City Transit	Federal Funding Category	5307
MPO Project Information (reference number, etc)	A20T01S(22) (22)	Federal (FTA) Funds	\$2,533,788
		State Funds from TxDOT	\$532,367
		Other Funds - Local Match	\$2,053,440
Apportionment Year	2022	Fiscal Year Cost	\$5,067,575
Project Phase			
Brief Project Description	Operating Expense	Total Project Cost	\$5,067,575
		Trans. Dev. Credits Requested (Date & Amount)	\$0
Sec 5309 ID Number	N.A.	Trans. Dev. Credits Awarded	\$0
Amendment Date & Action			
General Project Information		Funding Information (YOE)	
Project Sponsor	Amarillo City Transit	Federal Funding Category	5307
MPO Project Information (reference number, etc)	A20T06(22)	Federal (FTA) Funds	\$640,989
		State Funds from TxDOT	\$52,019
		Other Funds - Local Match	\$108,236
Apportionment Year	2022	Fiscal Year Cost	\$801,244
Project Phase			
Brief Project Description	Preventative Maintenance (FTA Circular C9030.1D)	Total Project Cost	\$801,244
		Trans. Dev. Credits Requested (Date & Amount)	\$0
Sec 5309 ID Number	N.A.	Trans. Dev. Credits Awarded	\$0
Amendment Date & Action			
General Project Information		Funding Information (YOE)	
Project Sponsor	Amarillo City Transit	Federal Funding Category	5307
MPO Project Information (reference number, etc)	A20T03S(22)	Federal (FTA) Funds	\$361,037
		State Funds from TxDOT	\$0
		Other Funds - Local Match	90,259
Apportionment Year	2022	Fiscal Year Cost	\$451,296
Project Phase			
Brief Project Description	Replace Para-Transit Vehicles	Total Project Cost	\$451,296
		Trans. Dev. Credits Requested (Date & Amount)	\$0
Sec 5309 ID Number	N.A.	Trans. Dev. Credits Awarded	\$0
Amendment Date & Action			

FY 2022 TRANSIT PROJECT DESCRIPTIONS			
AMARILLO TRANSPORTATION IMPROVEMENT PROGRAM			
Amarillo			YOE = Year of Expenditure
General Project Information		Funding Information (YOE)	
Project Sponsor	Amarillo City Transit	Federal Funding Category	5307
MPO Project Information (reference number, etc)	A20T08S(22)	Federal (FTA) Funds	\$283,038
		State Funds from TxDOT	\$0
		Other Funds - Local Match	\$70,759
Apportionment Year	2022	Fiscal Year Cost	\$353,797
Project Phase			
Brief Project Description	ADA Para-Transit Service	Total Project Cost	\$353,797
		Trans. Dev. Credits Requested (Date & Amount)	\$0
Sec 5309 ID Number	N.A.	Trans. Dev. Credits Awarded	\$0
Amendment Date & Action			
General Project Information		Funding Information (YOE)	
Project Sponsor	Amarillo City Transit	Federal Funding Category	5307
MPO Project Information (reference number, etc)	A20T07S(22)	Federal (FTA) Funds	\$8,400
		State Funds from TxDOT	\$0
		Other Funds - Local Match	\$2,100
Apportionment Year	2022	Fiscal Year Cost	\$10,500
Project Phase			
Brief Project Description	Training	Total Project Cost	\$10,500
		Trans. Dev. Credits Requested (Date & Amount)	\$0
Sec 5309 ID Number	N.A.	Trans. Dev. Credits Awarded	\$0
Amendment Date & Action			
General Project Information		Funding Information (YOE)	
Project Sponsor	Amarillo City Transit	Federal Funding Category	5339
MPO Project Information (reference number, etc)	A20T03S(22)	Federal (FTA) Funds	\$0
		State Funds from TxDOT	\$312,000
		Other Funds - Local Match	0
Apportionment Year	2022	Fiscal Year Cost	\$390,000
Project Phase			
Brief Project Description	Replace Para-Transit Vehicles	Total Project Cost	\$390,000
		Trans. Dev. Credits Requested (Date & Amount)	\$78,000
Sec 5309 ID Number	N.A.	Trans. Dev. Credits Awarded	\$0
Amendment Date & Action			
General Project Information		Funding Information (YOE)	
Project Sponsor		Federal Funding Category	
MPO Project Information (reference number, etc)		Federal (FTA) Funds	
		State Funds from TxDOT	
		Other Funds - Local Match	
Apportionment Year		Fiscal Year Cost	
Project Phase			
Brief Project Description		Total Project Cost	
		Trans. Dev. Credits Requested (Date & Amount)	
Sec 5309 ID Number		Trans. Dev. Credits Awarded	
Amendment Date & Action			

FY 2023 TRANSIT PROJECT DESCRIPTIONS
AMARILLO TRANSPORTATION IMPROVEMENT PROGRAM

Amarillo		YOE = Year of Expenditure	
<u>General Project Information</u>		<u>Funding Information (YOE)</u>	
Project Sponsor	Amarillo City Transit	Federal Funding Category	5307
MPO Project Information (reference number, etc)	A20T01S(23)	Federal (FTA) Funds	\$2,583,693
		State Funds from TxDOT	\$489,766
		Other Funds - Local Match	\$2,093,927
Apportionment Year	2023	Fiscal Year Cost	\$5,167,386
Project Phase			
Brief Project Description	Operating Expenses	Total Project Cost	\$5,167,386
		Trans. Dev. Credits Requested (Date & Amount)	
Sec 5309 ID Number	N.A.	Trans. Dev. Credits Awarded	
Amendment Date & Action			
<u>General Project Information</u>		<u>Funding Information (YOE)</u>	
Project Sponsor	Amarillo City Transit	Federal Funding Category	5307
MPO Project Information (reference number, etc)	A20T08S(23)	Federal (FTA) Funds	\$288,230
		State Funds from TxDOT	\$0
		Other Funds - Local Match	\$72,058
Apportionment Year	2023	Fiscal Year Cost	\$360,288
Project Phase			
Brief Project Description	ADA Para-Transit Service	Total Project Cost	\$360,288
		Trans. Dev. Credits Requested (Date & Amount)	
Sec 5309 ID Number	N.A.	Trans. Dev. Credits Awarded	
Amendment Date & Action			
<u>General Project Information</u>		<u>Funding Information (YOE)</u>	
Project Sponsor	Amarillo City Transit	Federal Funding Category	5307
MPO Project Information (reference number, etc)	A20T07S(23)	Federal (FTA) Funds	\$8,400
		State Funds from TxDOT	\$0
		Other Funds - Local Match	\$2,100
Apportionment Year	2023	Fiscal Year Cost	\$10,500
Project Phase			
Brief Project Description	Training	Total Project Cost	\$10,500
		Trans. Dev. Credits Requested (Date & Amount)	
Sec 5309 ID Number	N.A.	Trans. Dev. Credits Awarded	
Amendment Date & Action			
<u>General Project Information</u>		<u>Funding Information (YOE)</u>	
Project Sponsor	Amarillo City Transit	Federal Funding Category	5307
MPO Project Information (reference number, etc)	A20T03S(23)	Federal (FTA) Funds	\$372,800
		State Funds from TxDOT	\$0
		Other Funds - Local Match	\$93,200
Apportionment Year	2023	Fiscal Year Cost	\$466,000
Project Phase			
Brief Project Description	Replace Para-Transit Vehicles	Total Project Cost	\$466,000
		Trans. Dev. Credits Requested (Date & Amount)	
Sec 5309 ID Number	N.A.	Trans. Dev. Credits Awarded	
Amendment Date & Action			

**FY 2023 TRANSIT PROJECT DESCRIPTIONS
AMARILLO TRANSPORTATION IMPROVEMENT PROGRAM**

Amarillo		YOE = Year of Expenditure	
<u>General Project Information</u>		<u>Funding Information (YOE)</u>	
Project Sponsor	Amarillo City Transit	Federal Funding Category	5307
MPO Project Information (reference number, etc)	A20T06S(23)	Federal (FTA) Funds	\$653,809
		State Funds from TxDOT	\$54,059
		Other Funds - Local Match	\$109,393
Apportionment Year	2023	Fiscal Year Cost	\$817,261
Project Phase			
Brief Project Description	Preventative Maintenance (FTA Circular C9030.1D)	Total Project Cost	\$817,261
		Trans. Dev. Credits Requested (Date & Amount)	
Sec 5309 ID Number	N.A.	Trans. Dev. Credits Awarded	
Amendment Date & Action			
<u>General Project Information</u>		<u>Funding Information (YOE)</u>	
Project Sponsor	Amarillo City Transit	Federal Funding Category	5339
MPO Project Information (reference number, etc)	A20T02S(23)	Federal (FTA) Funds	\$0
		State Funds from TxDOT	\$312,000
		Other Funds - Local Match	\$0
Apportionment Year	2023	Fiscal Year Cost	\$390,000
Project Phase			
Brief Project Description	Replace Bus Vehicle	Total Project Cost	\$390,000
		Trans. Dev. Credits Requested (Date & Amount)	\$78,000
Sec 5309 ID Number	Amarillo City Transit	Trans. Dev. Credits Awarded	
Amendment Date & Action			
<u>General Project Information</u>		<u>Funding Information (YOE)</u>	
Project Sponsor		Federal Funding Category	
MPO Project Information (reference number, etc)		Federal (FTA) Funds	
		State Funds from TxDOT	
		Other Funds - Local Match	
Apportionment Year		Fiscal Year Cost	
Project Phase			
Brief Project Description		Total Project Cost	
		Trans. Dev. Credits Requested (Date & Amount)	
Sec 5309 ID Number		Trans. Dev. Credits Awarded	
Amendment Date & Action			
<u>General Project Information</u>		<u>Funding Information (YOE)</u>	
Project Sponsor		Federal Funding Category	
MPO Project Information (reference number, etc)		Federal (FTA) Funds	
		State Funds from TxDOT	
		Other Funds - Local Match	
Apportionment Year		Fiscal Year Cost	
Project Phase			
Brief Project Description		Total Project Cost	
		Trans. Dev. Credits Requested (Date & Amount)	
Sec 5309 ID Number		Trans. Dev. Credits Awarded	
Amendment Date & Action			

FY 2024 TRANSIT PROJECT DESCRIPTIONS
AMARILLO TRANSPORTATION IMPROVEMENT PROGRAM

Amarillo		YOE = Year of Expenditure	
General Project Information		Funding Information (YOE)	
Project Sponsor	Amarillo City Transit	Federal Funding Category	5307
MPO Project Information (reference number, etc)	A20T08S(24)	Federal (FTA) Funds	\$292,330
		State Funds from TxDOT	\$0
		Other Funds - Local Match	\$73,082
Apportionment Year	2024	Fiscal Year Cost	\$365,412
Project Phase			
Brief Project Description	ADA Para-Transit Service	Total Project Cost	\$365,412
		Trans. Dev. Credits Requested (Date & Amount)	
Sec 5309 ID Number	N.A.	Trans. Dev. Credits Awarded	
Amendment Date & Action			
General Project Information		Funding Information (YOE)	
Project Sponsor	Amarillo City Transit	Federal Funding Category	5307
MPO Project Information (reference number, etc)	A20T07S(24)	Federal (FTA) Funds	\$8,400
		State Funds from TxDOT	\$0
		Other Funds - Local Match	\$2,100
Apportionment Year	2024	Fiscal Year Cost	\$10,500
Project Phase			
Brief Project Description	Training	Total Project Cost	\$10,500
		Trans. Dev. Credits Requested (Date & Amount)	
Sec 5309 ID Number	N.A.	Trans. Dev. Credits Awarded	
Amendment Date & Action			
General Project Information		Funding Information (YOE)	
Project Sponsor	Amarillo City Transit	Federal Funding Category	5307
MPO Project Information (reference number, etc)	A20T03S(24)	Federal (FTA) Funds	\$350,200
		State Funds from TxDOT	\$0
		Other Funds - Local Match	\$0
Apportionment Year	2024	Fiscal Year Cost	\$412,000
Project Phase			
Brief Project Description	Replace Para-Transit Vehicles	Total Project Cost	\$412,000
		Trans. Dev. Credits Requested (Date & Amount)	\$61,800
Sec 5309 ID Number	N.A.	Trans. Dev. Credits Awarded	
Amendment Date & Action			
General Project Information		Funding Information (YOE)	
Project Sponsor	Amarillo City Transit	Federal Funding Category	5307
MPO Project Information (reference number, etc)	A20T01S(24)	Federal (FTA) Funds	\$2,643,282
		State Funds from TxDOT	\$499,185
		Other Funds - Local Match	\$2,135,097
Apportionment Year	2024	Fiscal Year Cost	\$5,277,564
Project Phase			
Brief Project Description	Operating Expenses	Total Project Cost	\$5,277,564
		Trans. Dev. Credits Requested (Date & Amount)	
Sec 5309 ID Number	N.A.	Trans. Dev. Credits Awarded	
Amendment Date & Action			

**FY 2024 TRANSIT PROJECT DESCRIPTIONS
AMARILLO TRANSPORTATION IMPROVEMENT PROGRAM**

Amarillo		YOE = Year of Expenditure	
<u>General Project Information</u>		<u>Funding Information (YOE)</u>	
Project Sponsor	Amarillo City Transit	Federal Funding Category	5307
MPO Project Information (reference number, etc)	A20T06S(23)	Federal (FTA) Funds	\$653,809
		State Funds from TxDOT	\$54,059
		Other Funds - Local Match	\$109,393
Apportionment Year	2024	Fiscal Year Cost	\$817,261
Project Phase			
Brief Project Description	Preventative Maintenance (FTA Circular C9030.1D)	Total Project Cost	\$817,261
		Trans. Dev. Credits Requested (Date & Amount)	
Sec 5309 ID Number	N.A.	Trans. Dev. Credits Awarded	
Amendment Date & Action			
<u>General Project Information</u>		<u>Funding Information (YOE)</u>	
Project Sponsor	Amarillo City Transit	Federal Funding Category	5339
MPO Project Information (reference number, etc)	A20T03S(24)	Federal (FTA) Funds	\$0
		State Funds from TxDOT	\$312,000
		Other Funds - Local Match	\$0
Apportionment Year	2024	Fiscal Year Cost	\$390,000
Project Phase			
Brief Project Description	Replace Para-Transit Vehicles	Total Project Cost	\$390,000
		Trans. Dev. Credits Requested (Date & Amount)	\$78,000
Sec 5309 ID Number	N.A.	Trans. Dev. Credits Awarded	
Amendment Date & Action			
<u>General Project Information</u>		<u>Funding Information (YOE)</u>	
Project Sponsor		Federal Funding Category	
MPO Project Information (reference number, etc)		Federal (FTA) Funds	
		State Funds from TxDOT	
		Other Funds - Local Match	
Apportionment Year		Fiscal Year Cost	
Project Phase			
Brief Project Description		Total Project Cost	
		Trans. Dev. Credits Requested (Date & Amount)	
Sec 5309 ID Number		Trans. Dev. Credits Awarded	
Amendment Date & Action			
<u>General Project Information</u>		<u>Funding Information (YOE)</u>	
Project Sponsor		Federal Funding Category	
MPO Project Information (reference number, etc)		Federal (FTA) Funds	
		State Funds from TxDOT	
		Other Funds - Local Match	
Apportionment Year		Fiscal Year Cost	
Project Phase			
Brief Project Description		Total Project Cost	
		Trans. Dev. Credits Requested (Date & Amount)	
Sec 5309 ID Number		Trans. Dev. Credits Awarded	
Amendment Date & Action			

LOCALLY SIGNIFICANT PROJECTS

**FY 2021 LOCALLY FUNDED PROJECT LISTING
AMARILLO MPO TRANSPORTATION IMPROVEMENT PROGRAM**

General Project Information		YOE Funding Information	
TxDOT District:	Amarillo	Fiscal Year:	2021
Project Sponsor:	CITY OF AMARILLO	Federal Funding Category:	
MPO Project Number:	AMA-L-RSS(21)	Federal Share:	\$0
Project Contract Date:	May 2021	State - TxDOT:	\$0
Project Phase:	Construction	Local Share:	\$2,100,000
Brief Project Description:	Residential Street Seal Coating	Total Cost of Project:	\$2,100,000

General Project Information		YOE Funding Information	
TxDOT District:	Amarillo	Fiscal Year:	2021
Project Sponsor:	CITY OF AMARILLO	Federal Funding Category:	
MPO Project Number:	AMA-L-AOR(21)	Federal Share:	\$0
Project Contract Date:	July 2021	State - TxDOT:	\$0
Project Phase:	Construction	Local Share:	\$1,883,000
Brief Project Description:	Arterial Overlay Resurfacing	Total Cost of Project:	\$1,883,000

General Project Information		YOE Funding Information	
TxDOT District:	Amarillo	Fiscal Year:	2021
Project Sponsor:	CITY OF AMARILLO	Federal Funding Category:	
MPO Project Number:	AMA-L-NSI(21)	Federal Share:	\$0
Project Contract Date:	March 2021	State - TxDOT:	\$0
Project Phase:	Construction	Local Share:	\$135,000
Brief Project Description:	New Signal Installations	Total Cost of Project:	\$135,000

General Project Information		YOE Funding Information	
TxDOT District:	Amarillo	Fiscal Year:	2021
Project Sponsor:	CITY OF AMARILLO	Federal Funding Category:	
MPO Project Number:	AMA-L-RSI(21)	Federal Share:	\$0
Project Contract Date:	March 2021	State - TxDOT:	\$0
Project Phase:	Construction	Local Share:	\$35,000
Brief Project Description:	Rebuild Signalized Intersections	Total Cost of Project:	\$35,000

**FY 2022 LOCALLY FUNDED PROJECT LISTING
AMARILLO MPO TRANSPORTATION IMPROVEMENT PROGRAM**

General Project Information		YOE Funding Information	
TxDOT District:	Amarillo	Fiscal Year:	2022
Project Sponsor:	CITY OF AMARILLO	Federal Funding Category:	
MPO Project Number:	AMA-L-RSS(22)	Federal Share:	\$0
Project Contract Date:	May 2022	State - TxDOT:	\$0
Project Phase:	Construction	Local Share:	\$2,100,000
Brief Project Description:	Residential Street Seal Coating	Total Cost of Project:	\$2,100,000

General Project Information		YOE Funding Information	
TxDOT District:	Amarillo	Fiscal Year:	2022
Project Sponsor:	CITY OF AMARILLO	Federal Funding Category:	
MPO Project Number:	AMA-L-AOR(22)	Federal Share:	\$0
Project Contract Date:	July 2022	State - TxDOT:	\$0
Project Phase:	Construction	Local Share:	\$1,883,000
Brief Project Description:	Arterial Overlay Resurfacing	Total Cost of Project:	\$1,883,000

General Project Information		YOE Funding Information	
TxDOT District:	Amarillo	Fiscal Year:	2022
Project Sponsor:	CITY OF AMARILLO	Federal Funding Category:	
MPO Project Number:	AMA-L-NSI(22)	Federal Share:	\$0
Project Contract Date:	March 2022	State - TxDOT:	\$0
Project Phase:	Construction	Local Share:	\$135,000
Brief Project Description:	New Signal Installations	Total Cost of Project:	\$135,000

General Project Information		YOE Funding Information	
TxDOT District:	Amarillo	Fiscal Year:	2022
Project Sponsor:	CITY OF AMARILLO	Federal Funding Category:	
MPO Project Number:	AMA-L-RSI(22)	Federal Share:	\$0
Project Contract Date:	March 2022	State - TxDOT:	\$0
Project Phase:	Construction	Local Share:	\$35,000
Brief Project Description:	Rebuild Signalized Intersections	Total Cost of Project:	\$35,000

**FY 2023 LOCALLY FUNDED PROJECT LISTING
AMARILLO MPO TRANSPORTATION IMPROVEMENT PROGRAM**

General Project Information		YOE Funding Information	
TxDOT District:	Amarillo	Fiscal Year:	2023
Project Sponsor:	CITY OF AMARILLO	Federal Funding Category:	
MPO Project Number:	AMA-L-RSS(23)	Federal Share:	\$0
Project Contract Date:	May 2023	State - TxDOT:	\$0
Project Phase:	Construction	Local Share:	\$2,100,000
Brief Project Description:	Residential Street Seal Coating	Total Cost of Project:	\$2,100,000

General Project Information		YOE Funding Information	
TxDOT District:	Amarillo	Fiscal Year:	2023
Project Sponsor:	CITY OF AMARILLO	Federal Funding Category:	
MPO Project Number:	AMA-L-AOR(23)	Federal Share:	\$0
Project Contract Date:	July 2023	State - TxDOT:	\$0
Project Phase:	Construction	Local Share:	\$1,883,000
Brief Project Description:	Arterial Overlay Resurfacing	Total Cost of Project:	\$1,883,000

General Project Information		YOE Funding Information	
TxDOT District:	Amarillo	Fiscal Year:	2023
Project Sponsor:	CITY OF AMARILLO	Federal Funding Category:	
MPO Project Number:	AMA-L-NSI(23)	Federal Share:	\$0
Project Contract Date:	March 2023	State - TxDOT:	\$0
Project Phase:	Construction	Local Share:	\$135,000
Brief Project Description:	New Signal Installations	Total Cost of Project:	\$135,000

General Project Information		YOE Funding Information	
TxDOT District:	Amarillo	Fiscal Year:	2023
Project Sponsor:	CITY OF AMARILLO	Federal Funding Category:	
MPO Project Number:	AMA-L-RSI(23)	Federal Share:	\$0
Project Contract Date:	March 2023	State - TxDOT:	\$0
Project Phase:	Construction	Local Share:	\$35,000
Brief Project Description:	Rebuild Signalized Intersections	Total Cost of Project:	\$35,000

**FY 2024 LOCALLY FUNDED PROJECT LISTING
AMARILLO MPO TRANSPORTATION IMPROVEMENT PROGRAM**

General Project Information		YOE Funding Information	
TxDOT District:	Amarillo	Fiscal Year:	2024
Project Sponsor:	CITY OF AMARILLO	Federal Funding Category:	
MPO Project Number:	AMA-L-RSS(24)	Federal Share:	\$0
Project Contract Date:	May 2024	State - TxDOT:	\$0
Project Phase:	Construction	Local Share:	\$2,100,000
Brief Project Description:	Residential Street Seal Coating	Total Cost of Project:	\$2,100,000

General Project Information		YOE Funding Information	
TxDOT District:	Amarillo	Fiscal Year:	2024
Project Sponsor:	CITY OF AMARILLO	Federal Funding Category:	
MPO Project Number:	AMA-L-AOR(24)	Federal Share:	\$0
Project Contract Date:	July 2024	State - TxDOT:	\$0
Project Phase:	Construction	Local Share:	\$1,883,000
Brief Project Description:	Arterial Overlay Resurfacing	Total Cost of Project:	\$1,883,000

General Project Information		YOE Funding Information	
TxDOT District:	Amarillo	Fiscal Year:	2024
Project Sponsor:	CITY OF AMARILLO	Federal Funding Category:	
MPO Project Number:	AMA-L-NSI(24)	Federal Share:	\$0
Project Contract Date:	March 2024	State - TxDOT:	\$0
Project Phase:	Construction	Local Share:	\$135,000
Brief Project Description:	New Signal Installations	Total Cost of Project:	\$135,000

General Project Information		YOE Funding Information	
TxDOT District:	Amarillo	Fiscal Year:	2024
Project Sponsor:	CITY OF AMARILLO	Federal Funding Category:	
MPO Project Number:	AMA-L-RSI(24)	Federal Share:	\$0
Project Contract Date:	March 2024	State - TxDOT:	\$0
Project Phase:	Construction	Local Share:	\$35,000
Brief Project Description:	Rebuild Signalized Intersections	Total Cost of Project:	\$35,000

FINANCIAL PLAN



AMARILLO MPO

Initial FY 2021 - 2024 Transportation Improvement Program

Funding by Category

Funding Category	Description	FY 2021		FY 2022		FY 2023		FY 2024		Total FY 2021 - 2024	
		Programmed	Authorized	Programmed	Authorized	Programmed	Authorized	Programmed	Authorized	Programmed	Authorized
1	Preventive Maintenance and Rehabilitation	\$2,670,455	\$2,670,455	\$0	\$0	\$11,434,500	\$11,434,500	\$0	\$0	\$14,104,955	\$14,104,955
2M or 2U	Urban Area (Non-TMA) Corridor Projects	\$22,600,000	\$22,600,000	\$0	\$0	\$25,020,000	\$25,020,000	\$0	\$0	\$47,620,000	\$47,620,000
3	Non-Traditionally Funded Transportation Project	\$0	\$0	\$0	\$0	\$0	\$0	\$0	\$0	\$0	\$0
3DB	Design Build (DB)	\$0	\$0	\$0	\$0	\$0	\$0	\$0	\$0	\$0	\$0
4	Urban and Regional Connectivity	\$0	\$0	\$0	\$0	\$27,960,000	\$27,960,000	\$0	\$0	\$27,960,000	\$27,960,000
5	CMAQ	\$0	\$0	\$0	\$0	\$0	\$0	\$0	\$0	\$0	\$0
6	Structures - Bridge	\$0	\$0	\$0	\$0	\$0	\$0	\$0	\$0	\$0	\$0
7	Metro Mobility & Rehab	\$0	\$0	\$0	\$0	\$0	\$0	\$0	\$0	\$0	\$0
8	Safety	\$0	\$0	\$0	\$0	\$0	\$0	\$0	\$0	\$0	\$0
9	TAP Set-Aside Program	\$0	\$0	\$0	\$0	\$0	\$0	\$0	\$0	\$0	\$0
10	Supplemental Transportation	\$0	\$0	\$0	\$0	\$0	\$0	\$0	\$0	\$0	\$0
10 CBI	Corridor Border	\$0	\$0	\$0	\$0	\$0	\$0	\$0	\$0	\$0	\$0
11	District Discretionary	\$0	\$0	\$0	\$0	\$0	\$0	\$0	\$0	\$0	\$0
11	Energy Sector	\$0	\$0	\$0	\$0	\$0	\$0	\$0	\$0	\$0	\$0
12	Texas Clear Lanes	\$0	\$0	\$0	\$0	\$0	\$0	\$0	\$0	\$0	\$0
12	Strategic Priority	\$7,000,000	\$7,000,000	\$0	\$0	\$29,520,000	\$29,520,000	\$0	\$0	\$36,520,000	\$36,520,000
SW PE	Statewide Budget PE	\$0	\$0	\$0	\$0	\$0	\$0	\$0	\$0	\$0	\$0
SW ROW	Statewide Budget ROW	\$0	\$0	\$0	\$0	\$0	\$0	\$0	\$0	\$0	\$0
Total		\$32,270,455	\$32,270,455	\$0	\$0	\$93,934,500	\$93,934,500	\$0	\$0	\$126,204,955	\$126,204,955

Funding Participation Source

Source	FY 2021	FY 2022	FY 2023	FY 2024	Total FY 21-24
Federal	\$2,136,364	\$0	\$75,147,600	\$0	\$77,283,964
State	\$30,134,091	\$0	\$18,786,900	\$0	\$48,920,991
Local Match	\$0	\$0	\$0	\$0	\$0
CAT 3 - Local Contributions (LC)	\$0	\$0	\$0	\$0	\$0
CAT 3 - Prop 1	\$0	\$0	\$0	\$0	\$0
CAT 3 - DB	\$0	\$0	\$0	\$0	\$0
CAT 3 - Prop 14 Bonds	\$0	\$0	\$0	\$0	\$0
CAT 3 - Texas Mobility Fund	\$0	\$0	\$0	\$0	\$0
CAT 3 - TDC	\$0	\$0	\$0	\$0	\$0
Statewide Budget PE	\$0	\$0	\$0	\$0	\$0
Statewide Budget ROW	\$0	\$0	\$0	\$0	\$0
Total	\$32,270,455	\$0	\$93,934,500	\$0	\$126,204,955



AMARILLO MPO

Initial FY 2021 - 2024 Transportation Improvement Program

Funding by Category

Funding Category	Description	FY 2021		FY 2022		FY 2023		FY 2024		Total FY 2021 - 2024	
		Programmed	Authorized	Programmed	Authorized	Programmed	Authorized	Programmed	Authorized	Programmed	Authorized
1	Preventive Maintenance and Rehabilitation	\$30,019,282	\$0	\$11,784,243	\$0	\$0	\$0	\$0	\$0	\$41,803,525	\$0
2M or 2U	Urban Area (Non- TMA) Corridor Projects	\$11,700,000	\$0	\$0	\$0	\$0	\$0	\$0	\$0	\$11,700,000	\$0
3	Non-Traditionally Funded Transportation Project	\$0	\$0	\$0	\$0	\$0	\$0	\$0	\$0	\$0	\$0
3DB	Design Build (DB)	\$0	\$0	\$0	\$0	\$0	\$0	\$0	\$0	\$0	\$0
4	Urban and Regional Connectivity	\$0	\$0	\$0	\$0	\$0	\$0	\$0	\$0	\$0	\$0
5	CMAQ	\$0	\$0	\$0	\$0	\$0	\$0	\$0	\$0	\$0	\$0
6	Structures - Bridge	\$4,206,384	\$0	\$0	\$0	\$0	\$0	\$0	\$0	\$4,206,384	\$0
7	Metro Mobility & Rehab	\$0	\$0	\$0	\$0	\$0	\$0	\$0	\$0	\$0	\$0
8	Safety	\$3,414,778	\$0	\$3,323,188	\$0	\$0	\$0	\$0	\$0	\$6,737,966	\$0
9	TAP Set-Aside Program	\$0	\$0	\$0	\$0	\$0	\$0	\$0	\$0	\$0	\$0
10	Supplemental Transportation	\$0	\$0	\$0	\$0	\$0	\$0	\$0	\$0	\$0	\$0
10 CBI	Corridor Border	\$0	\$0	\$0	\$0	\$0	\$0	\$0	\$0	\$0	\$0
11	District Discretionary	\$1,000,000	\$0	\$886,254	\$0	\$0	\$0	\$0	\$0	\$1,886,254	\$0
11	Energy Sector	\$0	\$0	\$0	\$0	\$0	\$0	\$0	\$0	\$0	\$0
12	Texas Clear Lanes	\$0	\$0	\$0	\$0	\$0	\$0	\$0	\$0	\$0	\$0
12	Strategic Priority	\$0	\$0	\$0	\$0	\$0	\$0	\$0	\$0	\$0	\$0
SW PE	Statewide Budget PE	\$0	\$0	\$0	\$0	\$0	\$0	\$0	\$0	\$0	\$0
SW ROW	Statewide Budget ROW	\$0	\$0	\$0	\$0	\$0	\$0	\$0	\$0	\$0	\$0
Total		\$50,340,444	\$0	\$15,993,685	\$0	\$0	\$0	\$0	\$0	\$66,334,129	\$0

Funding Participation Source

Source	FY 2021	FY 2022	FY 2023	FY 2024	Total FY 21-24
Federal	\$42,122,471	\$13,864,375	\$0	\$0	\$55,986,846
State	\$8,217,974	\$2,129,308	\$0	\$0	\$10,347,282
Local Match	\$0	\$0	\$0	\$0	\$0
CAT 3 - Local Contributions (LC)	\$0	\$0	\$0	\$0	\$0
CAT 3 - Prop 1	\$0	\$0	\$0	\$0	\$0
CAT 3 - DB	\$0	\$0	\$0	\$0	\$0
CAT 3 - Prop 14 Bonds	\$0	\$0	\$0	\$0	\$0
CAT 3 - Texas Mobility Fund	\$0	\$0	\$0	\$0	\$0
CAT 3 - TDC	\$0	\$0	\$0	\$0	\$0
Statewide Budget PE	\$0	\$0	\$0	\$0	\$0
Statewide Budget ROW	\$0	\$0	\$0	\$0	\$0
Total	\$50,340,445	\$15,993,683	\$0	\$0	\$66,334,128



Transit Financial Summary Amarillo Metropolitan Planning Organization FY 2021- 2024 Transportation Improvement Program

All Figures in Year of Expenditure (YOE) Dollars

Current as of 03/17/ 2020

Transit Program		FY 2021			FY 2022			FY 2023		
		Federal	State/Other	Total	Federal	State/Other	Total	Federal	State/Other	Total
1	Sec. 5307 - Urbanized Formula >200K			\$0			\$0			\$0
2	Sec. 5307 - Urbanized Formula <200K	\$3,482,664	\$3,254,702	\$6,737,366	\$4,188,289	\$2,999,439	\$7,187,728	\$3,906,932	\$2,914,503	\$6,821,435
3	Sec. 5309 - Discretionary			\$0			\$0			\$0
4	Sec. 5310 - Elderly & Individuals w/Disabilities			\$0			\$0			\$0
5	Sec. 5311 - Nonurbanized Formula			\$0			\$0			\$0
6	Sec. 5316 - JARC >200K			\$0			\$0			\$0
7	Sec. 5316 - JARC <200K			\$0			\$0			\$0
8	Sec. 5316 - JARC Nonurbanized			\$0			\$0			\$0
9	Sec. 5317 - New Freedom >200K			\$0			\$0			\$0
10	Sec. 5317 - New Freedom <200K			\$0			\$0			\$0
11	Sec. 5317 - New Freedom Nonurbanized			\$0			\$0			\$0
12	Other FTA			\$0			\$0			\$0
13	Regionally Significant or Other	\$5,876,032	\$1,376,508	\$7,252,540		\$312,000	\$312,000		\$312,000	\$312,000
Total Funds		\$9,358,696	\$4,631,210	\$13,989,906	\$4,188,289	\$3,311,439	\$7,499,728	\$3,906,932	\$3,226,503	\$7,133,435
Transportation Development Credits Requested				\$74,000			\$78,000			\$78,000
Transportation Development Credits Awarded				\$0			\$0			\$0

All Figures in Year of Expenditure (YOE) Dollars

Transit Programs		FY 2024			FY 2021-2024 Total		
		Federal	State/Other	Total	Federal	State/Other	Total
1	Sec. 5307 - Urbanized Formula >200K			\$0	\$0	\$0	\$0
2	Sec. 5307 - Urbanized Formula <200K	\$3,948,021	\$2,872,916	\$6,820,937	\$15,525,906	\$12,041,560	\$27,567,466
3	Sec. 5309 - Discretionary			\$0	\$0	\$0	\$0
4	Sec. 5310 - Elderly & Individuals w/Disabilities			\$0	\$0	\$0	\$0
5	Sec. 5311 - Nonurbanized Formula			\$0	\$0	\$0	\$0
6	Sec. 5316 - JARC >200K			\$0	\$0	\$0	\$0
7	Sec. 5316 - JARC <200K			\$0	\$0	\$0	\$0
8	Sec. 5316 - JARC Nonurbanized			\$0	\$0	\$0	\$0
9	Sec. 5317 - New Freedom >200K			\$0	\$0	\$0	\$0
10	Sec. 5317 - New Freedom <200K			\$0	\$0	\$0	\$0
11	Sec. 5317 - New Freedom Nonurbanized			\$0	\$0	\$0	\$0
12	Other FTA			\$0	\$0	\$0	\$0
13	Regionally Significant or Other		\$312,000	\$312,000	\$5,876,032	\$2,312,508	\$8,188,540
Total Funds		\$3,948,021	\$3,184,916	\$7,132,937	\$21,401,938	\$14,354,068	\$35,756,006
Transportation Development Credits Requested				\$139,800			\$369,800
Transportation Development Credits Awarded				\$0			\$0

Locally Funded Financial Summary

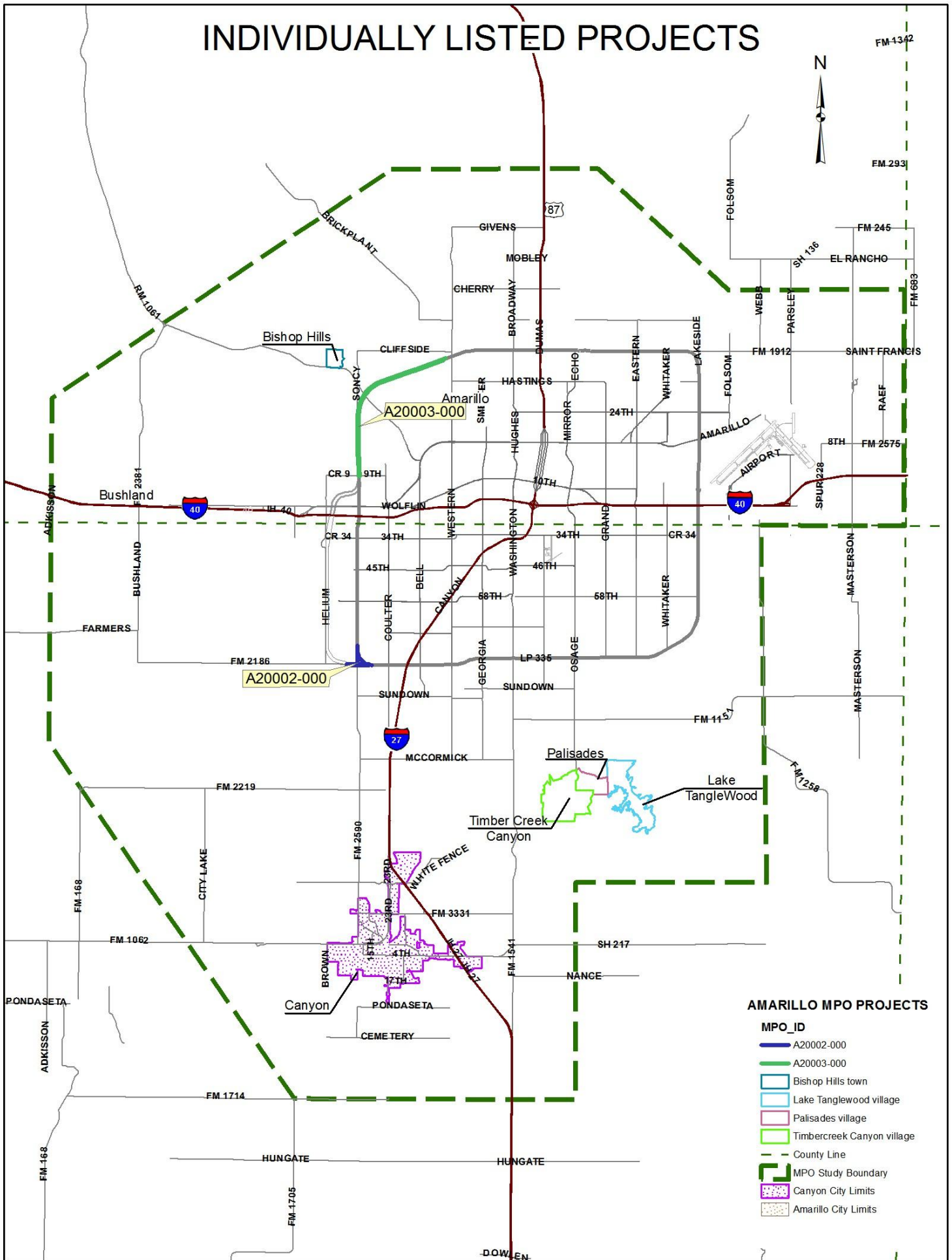
Amarillo MPO FY 2021-2024 TIP

All Figures in Year of Expenditure (YOE) Dollars

	Locally Funded Project Description	FY 2021		FY 2022		FY 2023		FY 2024		Totals	
		Allocation	Programmed	Allocation	Programmed	Allocation	Programmed	Allocation	Programmed	Allocation	Programmed
1	RESIDENTIAL STREET SEALCOATING	\$0	\$2,100,000	\$0	\$2,100,000	\$0	\$2,100,000	\$0	\$2,100,000	\$0	\$8,400,000
2	ARTERIAL OVERLAY RESURFACING	\$0	\$1,883,000	\$0	\$1,883,000	\$0	\$1,883,000	\$0	\$1,883,000	\$0	\$7,532,000
3	NEW SIGNAL INSTALLATIONS	\$0	\$135,000	\$0	\$135,000	\$0	\$135,000	\$0	\$135,000	\$0	\$540,000
4	REBUILD SIGNALIZED INTERSECTIONS	\$0	\$35,000	\$0	\$35,000	\$0	\$35,000	\$0	\$35,000	\$0	\$140,000
Total Funds		\$0	\$4,153,000	\$0	\$4,153,000	\$0	\$4,153,000	\$0	\$4,153,000	\$0	\$16,612,000

MAPS

INDIVIDUALLY LISTED PROJECTS

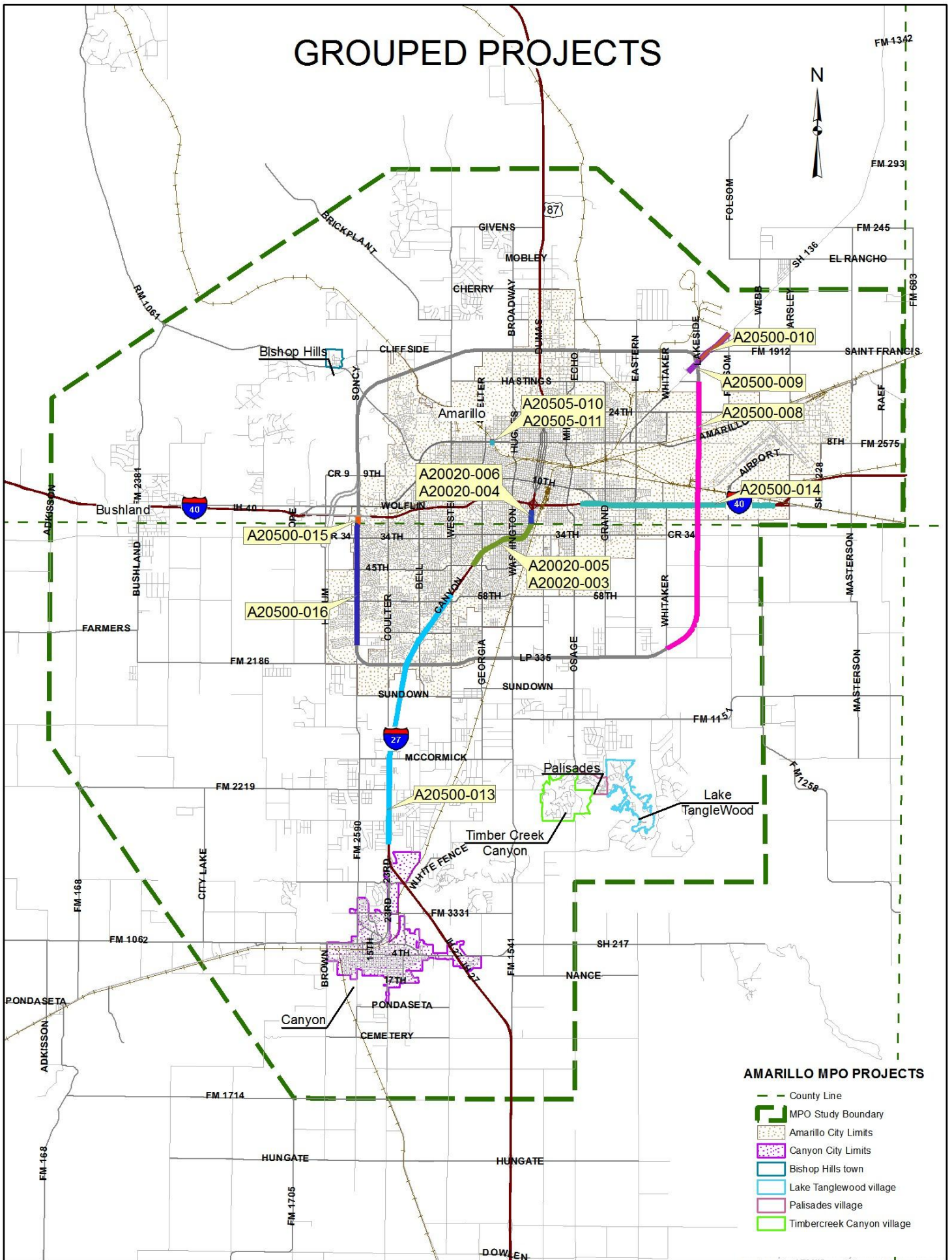


AMARILLO MPO PROJECTS

MPO_ID

- A20002-000
- A20003-000
- Bishop Hills town
- Lake Tanglewood village
- Palisades village
- Timbercreek Canyon village
- County Line
- MPO Study Boundary
- Canyon City Limits
- Amarillo City Limits

GROUPED PROJECTS



AMARILLO MPO PROJECTS


- County Line
- MPO Study Boundary
- Amarillo City Limits
- Canyon City Limits
- Bishop Hills town
- Lake Tanglewood village
- Palisades village
- Timbercreek Canyon village

APPENDIX A
MPO Self-Certification

MPO SELF-CERTIFICATION – ATTAINMENT AREA

In accordance with 23 Code of Federal Regulations (CFR) part 450.334, the Texas Department of Transportation and the Amarillo Metropolitan Planning Organization for the Amarillo urbanized area(s) hereby certify that the metropolitan transportation planning process is being carried out in accordance with all applicable requirements including:

- 1) 23 United States Code (U.S.C) 134, 49 U.S.C 503, and 23 CFR 450 subpart C – Metropolitan Transportation Planning and Programming;
- 2) In nonattainment and maintenance areas, sections 174 and 176 (c) and (d) of the Clean Air Act, as amended (42 U.S.C. 7504, 7506 (c) and (d)) and 40 CFR part 93;
- 3) Title VI of the Civil Rights Act of 1964, as amended (42 U.S.C. 2000d-1) and 49 CFR part 21;
- 4) 49 U.S.C. 5332, prohibiting discrimination on the basis of race, color, creed, national origin, sex, or age in employment or business opportunity;
- 5) Section 1101(b) of the Safe, Accountable, Flexible, Efficient Transportation Equity Act: A Legacy for Users (SAFETEA-LU (Public Law 109-59)) and 49 CFR part 26 regarding the involvement of disadvantaged business enterprises in USDOT funded projects;
- 6) 23 CFR part 230, regarding the implementation of an equal employment opportunity program on Federal and Federal-aid highway construction contracts;
- 7) The provisions of the Americans with Disabilities Act of 1990 (42 U.S.C. 12101 et seq.) and 49 CFR parts 27, 37, and 38;
- 8) The Older Americans Act, as amended (42 U.S.C. 6101), prohibiting discrimination on the basis of age in programs or activities receiving Federal financial assistance;
- 9) Section 324 of title 23 U.S.C. regarding the prohibition of discrimination based on gender; and
- 10) Section 504 of the Rehabilitation Act of 1973 (29 U.S.C. 794) and 49 CFR part 27 regarding discrimination against individuals with disabilities.



Amarillo District
Texas Department of Transportation

Blair Johnson
District Engineer

1/27/2021

Date



Amarillo Metropolitan Planning Organization
Policy Board Chairperson

Ginger Nelson
Chairperson

1/26/2021

Date

APPENDIX B
Integration of Performance Measures

Integration of Performance Measures into the Amarillo MPO FY 2021-FY 2024 Transportation Improvement Program

Introduction

What started out as part of Moving Ahead for Progress in the 21st Century (MAP-21) and continued in the Fixing America's Surface Transportation (FAST) Act. The State DOT's and Metropolitan Planning Organizations (MPOs) are required to move toward a performance based planning process. This process uses a project selection process with emphasis on specific planning factors. The Amarillo MPO also considers the following performance measures in addition to its scoring criteria. Under MAP-21 the States are required to set performance targets for safety, Transit Asset Management (TAM), Pavement and Bridge condition, and System performance measures.

A TIP that is amended after October 1, 2018 must meet the federal Performance Based Planning and Programming requirements to be approved. Amarillo MPO is proposing an amendment to its approved FY 2019-2022 TIP. This amendment contains only Transit revisions. These revisions are essentially revised amounts for operating and preventative maintenance with the addition of projects for replacing buses, a new bus facility and training. All of these projects assist with achieving the TAM Targets.

Highway Safety (PM1)

The Texas Department of Transportation (TxDOT) established their safety targets to support the Strategic Highway Safety Plan (SHSP) and the Highway Safety Improvement Program (HSIP). Once the State set their safety targets the MPO's in Texas had 180 days to establish their targets. The MPO's could either adopt the TxDOT targets or establish their own targets to that would help achieve the statewide targets. The Amarillo MPO chose to adopt TxDOT's targets. These targets for 2020 are:

- Number of Fatalities: 3840
- Rate of Fatalities per 100 million Vehicle Miles Traveled (VMT): 1.406
- Number of Serious Injuries: 17,394.0
- Rate of Serious Injuries per 100 million VMT: 6.286
- Number of Non- Motorized Fatalities and Non-Motorized Serious Injuries: 2285.0

It is anticipated that all of the individually listed projects in the 2021-2024 TIP have an impact on safety. They all will aid in achieving the safety targets.

Transit Asset Management (TAM)

Performance measures were also added to address Transit agency performance. This was done primarily through the Transit Asset Management assessment and planning requirements. Amarillo City Transit (ACT) developed a TAM plan to meet this requirement. All assets owned by ACT were examined using the Federal Transit Administration (FTA) Transit Economic Requirement Model (TERM). The term scale is from one to five to determine the quality of the asset. The scale is as follows:

- 1= Poor The asset is critically damaged or in need of repair; well past useful life.
- 2= Marginal Defective or deteriorated in need of replacement; exceeded useful life.
- 3= Adequate Moderately deteriorated or defective; has not exceeded useful life.

- 4= Good Good Condition, no longer new, may be slightly defective/deteriorated but is functional.
- 5= Excellent No visible defects, new or near new, may still be under warranty if applicable.

An asset is deemed to be in good repair if it has a rating of 3, 4, or 5 on this scale. Similarly, a facility is deemed not to be in good repair if it has a rating of 1 or 2. Using this scale ACT evaluated rolling stock, equipment, and facilities. The results are listing below:

- ACT has three buses currently past their useful life. The plan is to purchase 6 new buses to replace the 3 past their useful life and add 3 additional buses.
- ACT will replace one maintenance truck this year and purchase two additional support vehicles. This will meet the goal of 22%.
- ACT will renovate their bus wash facility, with this action all of their facilities will be above 3 on the TERM scale.

The TAM targets for the 2019 year are listed below:

- Rolling Stock 0%
- Equipment 22%
- Facilities 0%

Pavement and Bridge Condition (PM2)

Amarillo MPO will prioritize projects that support the adopted TxDOT performance measures and targets to maintain the condition of roads and bridges. The road pavement and bridge performance targets are found below:

Performance Measure	Baseline	2020 Target	2022 Target
Pavement on IH			
% in "good" Condition			66.40%
% in "poor" Condition			0.30%
Pavement on non-IH NHS			
% in "good" Condition	54.40%	52.00%	52.30%
% in "poor" Condition	13.80%	14.30%	14.30%

Performance Measure	Baseline	2020 Target	2022 Target
NHS Bridge Deck Condition			
% in "poor" Condition	0.88%	0.80%	0.80%
% in "good" Condition	50.63%	50.58%	50.42%

The projects contained in the FY 2019-2022 TIP, as well as the MPO’s Grouped CSJ projects include:

- The tie in project to construct a grade separation at SL 335 and FM 2590
- Overlay on IH 27 from Western St to North of IH 27/ US 60 interchange

- Overlay of SL 335 from 81st Ave to IH 40
- Bridge maintenance on structures at Paramount-Julian, Georgia St, Western St. and Coulter St.
- Surfacing/Roadway restoration on SL 335, IH 27 and FM 1541

System Performance Measures (PM3)

Amarillo MPO will prioritize projects that support the adopted TxDOT performance measures and targets to maintain system performance. The system performance targets are found below:

Performance Measure	Statewide Baseline	2020 Target	2022 Target
National Highway System Travel Time Reliability			
Interstate Highway System Level of Travel Time Reliability	79.6%	61.2%	56.6%
Non-Interstate Level of Travel Time Reliability	n/a	n/a	55.4%
Truck Travel Time Reliability	1.50	1.70	1.79

Amarillo MPO will prioritize projects with a level of Travel Time Reliability and Truck Travel Time Reliability has shown above.

Conclusion

The Amarillo MPO had originally adopted Safety Measures and Targets in January 2018 and readopted in January 2019 and January 2020; and adopted the City of Amarillo’s transit state of good repair targets on July 19, 2018, then adopted the 2019 state of good repair targets on January the 17, 2019. The PM2 Road and Bridge targets were adopted in October of 2018. The PM3 System performance targets were adopted in December of 2018. The Amarillo MPO Transportation Policy Committee is committed to support, plan and program funding for projects and programs that contribute to the accomplishments of the performance targets. The MPO, along with its partners will continue to monitor the established targets for all performance measures and report achievements in accordance with scheduled reporting periods.

Project Matrix for Benefits to Performance Measure				
	PM1: Safety Targets	PM2: Infrastructure Condition Targets	PM3: System Reliability Targets	TAM Targets
A20002	✓	✓	✓	
A20003	✓	✓	✓	
A20004	✓	✓	✓	
A20020	✓	✓	✓	
A20021	✓	✓	✓	
A20T01S				
A20T02S				✓
A20T03S				✓
A20T04S				✓
A20T05S				
A20T06S				✓
A20T07S				
A20T08S				
A20T09S				✓

APPENDIX C
Supplemental FAST Act Compliance

SUPPLEMENTAL FAST ACT COMPLIANCE DOCUMENTATION FOR METROPOLITAN & STATEWIDE TRANSPORTATION PLANNING PROCESS

1. Update Public Participation Plan (PPP) to include: a) public ports; b) private providers of transportation (including intercity bus operators, employer-based commuting programs, such as carpool program, vanpool program, transit benefits program, parking cash-out program, shuttle program, or telework program). (Ref: 23 CFR 450.316(a))

a) Amarillo's only port is Rick Husband Amarillo International Airport. This is a City department and interacts with the MPO through the regular city channels.

b) The Amarillo MPO has a mailing list that is continuously updated for meeting notices, newsletters, and various other mailings. Greyhound Bus Line and TNM&O Coaches are among those that receive our regular mailings. Also included on our mailing list are Jan Warner, a private transit provider for the elderly and disabled, and Panhandle Transit, who provides rural transit services. The Amarillo MPO also serves on a regional transit advisory group, Panhandle Regional Organization to Maximize Public Transportation (PROMPT). The Amarillo area does not currently have a parking cash-out program or transit benefits program. The most recent update to the Public Participation Plan was on October 19, 2017. Here is the link to our Public Participation Plan.

<http://amarillo.gov/departments/planning-and-development-services/planning/metropolitan-planning-organization/plans-programs>

2. Demonstrate consultation with agencies involved in: a) tourism; b) natural disaster risk reduction. (Ref: 23 CFR 450.316(b))

a) The Amarillo MPO has a citizen representative from the Chamber of Commerce on our Policy Committee. The Chamber of Commerce is where the Amarillo Convention & Visitors Council is housed. The MPO is working on putting together a calendar of events for our webpage. The MPO will add links on our webpage to upcoming regional tourist activities.

b) The Amarillo MPO webpage has links to the City of Amarillo webpage where FEMA maps can be found. Amarillo MPO is also involved with the Amarillo Office of Emergency Management (OEM). The MPO has a planner in times of emergency in the Emergency Operation Center planning room. The Amarillo MPO also coordinates with the Panhandle Regional Planning Organization (PRPO), which in turn coordinates with the panhandle counties when facilities are closed down due to weather events. We have this strategy in place so travelers are not stranded in small towns but are kept in the metropolitan area, which is better equipped to handle larger amounts of people.

3. MPO(s), State(s), and the providers of public transportation shall jointly agree upon and develop specific written provisions for cooperatively developing and sharing information related to: a) transportation performance data; b) the selection of performance targets; c) the reporting of performance targets; d) the reporting of performance to be used in tracking progress toward attainment of critical outcomes for the region of the MPO & the collection of data for the State asset management plan for the NHS. (Ref: 23 CFR 450.314(h))

The Amarillo MPO has a Memorandum of Understanding (MOU) with TxDOT and Amarillo City Transit with regard to Performance Measures. Copies of the MOUs can be

found in Appendix A of this supplement

4. Incorporate two new planning factors: a) Improve the resiliency and reliability of the transportation system and reduce or mitigate storm-water impacts of surface transportation; b) Enhance travel and tourism. (Ref: 23 CFR 450.206(a)(9&10) and 306(b)(9&10))

a) The Amarillo MPO has GIS mapping capabilities. This helps identify flood plains and playa lakes in the vicinity of future projects. TxDOT handles the storm-water runoff on the on-system roads. All projects are compliant with TxDOT design manual or the local public agency design guides.

b) The Amarillo MPO will add links to our website to include upcoming tourist events and also other relevant maps. We will reach out to Colleges and Universities for events they may be conducting to add in the movement of traffic. The MPO is also working with Amarillo City Transit on having links to their website as they roll out changes to their fixed route service.

5. Include consideration of intercity buses (in both MTPs and Statewide Long-Range Transportation Plans). (Ref: 23 CFR 450.216(b) and 324(f)(2))

Greyhound Bus line receives our regular MPO mailings. Greyhound has attended policy board meetings in the past and is invited to all regular meetings. Amarillo MPO also reaches out to Panhandle Transit, which is the rural transit provider in the area. Amarillo is the hub for various services for the panhandle region, and Greyhound and Panhandle Transit provide a valuable conduit for moving people and products in this area.

6. MTP includes an assessment of capital investment and other strategies to preserve the existing and future transportation system and reduce the vulnerability of the existing transportation infrastructure to natural disasters. (Ref: 23 CFR 450.324(f)(7))

The Metropolitan Transportation Plan (MTP) includes a section on existing facilities. In this section it talks about operation and maintenance. The MPO maintains a geo-database of the network and the maintenance performed on the network. This includes seal-coating local streets and overlaying arterials, reconstruction and new construction for the network. This database includes work done by City of Amarillo, TxDOT, Potter County and Randall County that is within the MPO planning boundary. In the existing facilities section of the MTP, the MPO has identified strategies to help maintain the current and future network. The MPO also wants to include Greyhound Bus lines in the conversations. Currently there is a grant request in process for a joint City of Amarillo and Greyhound transfer station that has been submitted for consideration. If this is approved the MPO will work to get it incorporated into the Transportation Improvement Program (TIP).

7. MTP includes a description of the (Federally required) performance measures and performance targets used in assessing the performance of the transportation system. (Ref: 23 CFR 450.324(f)(3))

The Safety and Transit Asset Management (TAM) performance targets will be used to evaluate how the systems are performing. The safety targets will be used to help select projects to help reduce accidents and make the network function in a safer manner. The TAMs targets will be used to keep the fleet in better running condition and make that system more reliable. As PM2 and PM3 targets are developed and adopted, they will keep the network in a better and safer overall condition. The PM3 targets will also help the system to move freight more efficiently and help with air quality.

8. MTP includes a system evaluation report evaluating the condition and performance of the transportation system with respect to the (Federally required) performance targets including progress achieved by the MPO toward the performance targets. (Ref: 23 CFR 450.324(f)(4))

Fast Act requires that the MTP include a system evaluation report. As the MPO sets targets, we will have a baseline from which to evaluate the future performance. By indentifying the targets, the MTP can start addressing these individual factors and bring about change to the system. This evaluation report can serve as both documentation and a reference for future evaluation reports.

9. STIP/TIPs include (to the maximum extent practicable) a description of the anticipated effect of the STIP and TIP toward achieving the performance targets identified by the State in the long-range statewide transportation plan and by MPO in the MTP. (Ref: 23 CFR 450.218(q) and 326(d))

The projects in the TIP include the relocation of a segment of West Loop 335 to a new corridor. One of the project's impacts is a shifting of the freight traffic from an arterial section to a controlled access facility, although in the initial stages, this will operate more like a divided four lane highway. Another impact, once fully built-out, is the elimination of through traffic within the at-grade intersections. This should reduce congestion at the intersections. These projects also provide bicycle and pedestrian facilities. While the pedestrian facilities are a separate facility, the bicycles share a lane with the automobiles.

10. STIP/TIPs include a linkage from the investment priorities in the TIP/STIP to achievement of performance targets in the plans. (Ref: 23 CFR 450.218(q) and 326(d))

The project selection process has improved by the addition of performance targets. By identifying specific targets to incorporate into the selection process the overall system will better align with the system goals. Having these targets identified at the beginning yields a greater positive impact on the whole process.

11. Statewide plan shall include a description of the performance measures & targets and a systems performance report assessing the performance of the transportation system. (Ref: 23 CFR 450.216(f)(1&2))

These are for statewide measures and targets.

12. Statewide plan and STIP updates should apply asset management principles consistent with the State Asset Management Plan for the NHS and the Transit Asset Management Plan and the Public Transportation Safety Plan in the statewide planning process. (Ref: 23 CFR 450.208(e))

N/A (State DOT)

This is for statewide plans.

REVISIONS



U.S. DEPARTMENT OF TRANSPORTATION
FEDERAL TRANSIT ADMINISTRATION FEDERAL HIGHWAY ADMINISTRATION
819 TAYLOR STREET, ROOM 14A02 300 E. 8TH STREET, ROOM 826
FORT WORTH, TEXAS 76102-9003 AUSTIN, TEXAS 78701

July 22, 2021

Refer to: HPP-TX

Joint Approval of FY 2021-2024 Statewide
Transportation Improvement Program (STIP)

Marc D. Williams
Executive Director
Texas Department of Transportation
125 E. 11th Street
Austin, Texas 78701

Dear Mr. Williams:

We have reviewed the FY 2021-2024 Statewide Transportation Improvement Program (STIP) received electronically on April 12, 2021.

In accordance with 23 CFR §450.218, the FY 2021-2022 STIP includes the Transportation Improvement Programs (TIP) for each of Texas' Metropolitan Planning Organizations (MPO). We jointly find that the State of Texas and its twenty-three MPOs have generally complied with the joint statewide and metropolitan planning regulations issued by FTA and FHWA pursuant to Title 23 United States Code (USC) §134 and 135, and the Federal Transit Act under Title 49 USC, as certified within the STIP documentation.

Based upon our review, the FY 2021-2024 STIP is hereby approved subject to the enclosed comments. Please note that individual project comments are reflected within the e-STIP portal and a listing of these comments will be provided separately. Also, please note that STIP approval for projects that are not federally funded is not intended to provide federal endorsement or action. The Federal partners look forward to continuing to work with TxDOT and Texas MPOs on the successful implementation of this STIP. We thank TxDOT-TPP staff for their effort to complete the review and approval of the FY 2021-2024 STIP.

Finally, nothing in the approval of the Texas 2021 to 2024 Statewide Transportation Improvement Program, impacts or overrides the pause described in FHWA's June 14, 2021

[letter](#) to the Texas Department of Transportation. Additionally, this approval does not impact and is not a decision on the on-going Title VI investigation and NEPA Assignment MOU compliance review of the North Houston Highway Improvement Project. These actions are separate and distinct. The investigation and review of the NHIPP will continue until determinations are made.

Please contact Ms. Lynn Hayes, FTA at (817) 978-0565, or Ms. Genevieve Bales, FHWA at (512) 536-5941 should you have any questions concerning this action.

Sincerely yours,

**DONALD R
KOSKI**

Digitally signed by DONALD R
KOSKI
Date: 2021.07.23 09:37:57
-05'00'

Donald R. Koski, Acting Regional Administrator
Federal Transit Administration
Region VI

**ACHILLE
ALONZI**

Digitally signed by
ACHILLE ALONZI
Date: 2021.07.23 09:59:35
-05'00'

Achille Alonzi, Division Administrator
Federal Highway Administration
Texas Division

Enclosure

cc:

Lynn Hayes, FTA, Region VI

Lori Morel, TxDOT TPP

Karen Burkhard, TxDOT

PTN

FHWA-TX-Planning, TX-Finance, TX-Operations

Enclosure

1. The Federal partners understand that fiscal constraint of the FY 2021-2024 STIP is based in part on the reduction of anticipated project expenditures due to the identification of projects in the FY 2021-2024 STIP authorized in FY 2021; and TxDOT's ability to utilize up to \$2.26 billion in short term borrowing. The Federal Partners are satisfied that the FY 2021-2024 initial STIP is fiscally constrained.
2. Portions of the 2021-2024 STIP in the Beaumont-Port Arthur, Dallas-Fort Worth, El Paso and Houston-Galveston non-attainment and maintenance areas have been reviewed for consistency with their currently conforming Transportation Plans. Based upon this review we hereby find that the TIPS for these areas conform, except as otherwise noted in the project specific comments reflected in the e-STIP portal.
3. In accordance with our October 21, 2015 letter, TxDOT has been utilizing estimated Develop Authority (DA) to demonstrate the availability of sufficient project funding for National Environmental Policy Act (NEPA) clearance actions for projects in rural portions of the State not consistent with the fiscally constrained STIP. This demonstration of funding availability has been provided to FHWA and FTA within the FY 2021-2024 STIP. However, additional clarification concerning the basis of the funding reflected in the DA summary is required. As such, pending clarification of available DA funding, NEPA clearance actions for projects utilizing DA should not be completed, unless the project is consistent with a fiscally constrained MPO MTP and TIP.
4. The FY 2021-2024 STIP introduction reflects information concerning the TxDOT's adopted targets for the Federally required performance measures. However, it is noted that this information addresses the initial performance measure targets (2018) but, does not reflect TxDOT/MPO's revised performance measures targets (2020). Please clarify as appropriate. Also, please provide clarification concerning actions being taken to support achievement of the performance measure targets.

**Amarillo MPO
July 26, 2021 Revision
November 2021 Revision Cycle
2021-24 Transportation Improvement Program**

**AMARILLO METROPOLITAN PLANNING ORGANIZATION
POLICY COMMITTEE MEETING
July 26, 2021**

AMARILLO MPO TRANSPORTATION IMPROVEMENT PROGRAM 2019-2022 November 2021 REVISION			
MPO ID Number	TxDOT CSJ Number	Location/Description	Revision
<i>Transit Projects</i>			
FY 2021			
NA			
FY 2022			
A20T01S(22)		Operating Expenses	Update Funding
A20T06S(22)		Preventative Maintenance	Update Funding
A20T08S(22)		ADA Para Transit Service	Update Funding
A20T03S(22)		Replace Para Transit Vehicles	Update Funding
A20T09S(22)		Transfer Facility Replacement	Update Funding Change from FY21 to 22
FY 2023			
NA			
FY 2024			
NA			

FY 2022 TRANSIT PROJECT DESCRIPTIONS

AMARILLO TRANSPORTATION IMPROVEMENT PROGRAM

Amarillo			YOE = Year of Expenditure
<u>General Project Information</u>		<u>Funding Information (YOE)</u>	
Project Sponsor	Amarillo City Transit	Federal Funding Category	5307
MPO Project Information (reference number, etc)	A20T01S(22)	Federal (FTA) Funds	\$3,009,860
		State Funds from TxDOT	\$518,225
		Other Funds - Local Match	\$547,337
Apportionment Year	2022	Fiscal Year Cost	\$3,896,695
Project Phase			
Brief Project Description	Operating Expenses	Total Project Cost	\$3,896,695
		Trans. Dev. Credits Requested (Date & Amount)	\$0
Sec 5309 ID Number	N.A.	Trans. Dev. Credits Awarded	
Amendment Date & Action	5307, Cares Act and ARP Funds make up Federal Share		
<u>General Project Information</u>		<u>Funding Information (YOE)</u>	
Project Sponsor	Amarillo City Transit	Federal Funding Category	5307
MPO Project Information (reference number, etc)	A20T06S(22)	Federal (FTA) Funds	\$1,032,945
		State Funds from TxDOT	\$0
		Other Funds - Local Match	\$110,902
Apportionment Year	2022	Fiscal Year Cost	\$1,143,847
Project Phase			
Brief Project Description	Preventative Maintenance (FTA Circular C9030.1D)	Total Project Cost	\$1,143,847
		Trans. Dev. Credits Requested (Date & Amount)	\$0
Sec 5309 ID Number	N.A.	Trans. Dev. Credits Awarded	
Amendment Date & Action			
<u>General Project Information</u>		<u>Funding Information (YOE)</u>	
Project Sponsor	Amarillo City Transit	Federal Funding Category	5307
MPO Project Information (reference number, etc)	A20T08S(22)	Federal (FTA) Funds	\$273,060
		State Funds from TxDOT	\$0
		Other Funds - Local Match	\$68,265
Apportionment Year	2022	Fiscal Year Cost	\$341,325
Project Phase			
Brief Project Description	ADA Para-transit Service	Total Project Cost	\$341,325
		Trans. Dev. Credits Requested (Date & Amount)	\$0
Sec 5309 ID Number	N.A.	Trans. Dev. Credits Awarded	
Amendment Date & Action			

FY 2022 TRANSIT PROJECT DESCRIPTIONS

AMARILLO TRANSPORTATION IMPROVEMENT PROGRAM

Amarillo		YOE = Year of Expenditure	
<u>General Project Information</u>		<u>Funding Information (YOE)</u>	
Project Sponsor	Amarillo City Transit	Federal Funding Category	5339
MPO Project Information (reference number, etc)	A20T0S3(22)	Federal (FTA) Funds	\$592,781
		State Funds from TxDOT	\$0
		Other Funds - Local Match	\$0
Apportionment Year	2018 & 2019	Fiscal Year Cost	\$701,501
Project Phase			
Brief Project Description	Replace Para-transit Vehicles	Total Project Cost	\$701,501
		Trans. Dev. Credits Requested (Date & Amount)	\$0
Sec 5309 ID Number	N.A.	Trans. Dev. Credits Awarded	\$108,720
Amendment Date & Action			
<u>General Project Information</u>		<u>Funding Information (YOE)</u>	
Project Sponsor	Amarillo City Transit	Federal Funding Category	5307
MPO Project Information (reference number, etc)	A20T09S(22)	Federal (FTA) Funds	\$5,560,103
		State Funds from TxDOT	\$0
		Other Funds - Local Match	\$1,390,126
Apportionment Year	2022 & 2023	Fiscal Year Cost	\$6,950,129
Project Phase			
Brief Project Description	Transfer Facility Replacement	Total Project Cost	\$6,950,129
		Trans. Dev. Credits Requested (Date & Amount)	\$0
Sec 5309 ID Number	N.A.	Trans. Dev. Credits Awarded	
Amendment Date & Action			
<u>General Project Information</u>		<u>Funding Information (YOE)</u>	
Project Sponsor		Federal Funding Category	
MPO Project Information (reference number, etc)		Federal (FTA) Funds	
		State Funds from TxDOT	
		Other Funds - Local Match	
Apportionment Year		Fiscal Year Cost	
Project Phase			
Brief Project Description		Total Project Cost	
		Trans. Dev. Credits Requested (Date & Amount)	
Sec 5309 ID Number		Trans. Dev. Credits Awarded	
Amendment Date & Action			

Transit Financial Summary

Amarillo Metropolitan Planning Organization

FY 2021- 2024 Transportation Improvement Program

Current as of 07/15/ 2021

Transit Program	FY 2021			FY 2022			FY 2023		
	Federal	State/Other	Total	Federal	State/Other	Total	Federal	State/Other	Total
1 Sec. 5307 - Urbanized Formula >200K			\$0			\$0			\$0
2 Sec. 5307 - Urbanized Formula <200K	\$3,482,664	\$3,254,702	\$6,737,366	\$10,606,442	\$2,817,473	\$13,423,915	\$3,906,932	\$2,914,503	\$6,821,435
3 Sec. 5309 - Discretionary			\$0			\$0			\$0
4 Sec. 5310 - Elderly & Individuals w/Disabilities			\$0			\$0			\$0
5 Sec. 5311 - Nonurbanized Formula			\$0			\$0			\$0
6 Sec. 5316 - JARC >200K			\$0			\$0			\$0
7 Sec. 5316 - JARC <200K			\$0			\$0			\$0
8 Sec. 5316 - JARC Nonurbanized			\$0			\$0			\$0
9 Sec. 5317 - New Freedom >200K			\$0			\$0			\$0
10 Sec. 5317 - New Freedom <200K			\$0			\$0			\$0
11 Sec. 5317 - New Freedom Nonurbanized			\$0			\$0			\$0
12 Other FTA			\$0			\$0			\$0
13 Regionally Significant or Other	\$5,876,032	\$1,376,508	\$7,252,540	\$592,781		\$592,781			\$592,781
Total Funds	\$9,358,696	\$4,631,210	\$13,989,906	\$11,199,223	\$2,817,473	\$14,016,696	\$3,906,932	\$3,226,503	\$7,133,435
Transportation Development Credits Requested			\$74,000			\$108,720			\$78,000
Awarded			\$0			\$0			\$0

Transit Programs	FY 2024			FY 2021-2024 Total		
	Federal	State/Other	Total	Federal	State/Other	Total
1 Sec. 5307 - Urbanized Formula >200K			\$0	\$0	\$0	\$0
2 Sec. 5307 - Urbanized Formula <200K	\$3,948,021	\$2,872,916	\$6,820,937	\$21,944,059	\$11,859,594	\$33,803,653
3 Sec. 5309 - Discretionary			\$0	\$0	\$0	\$0
4 Sec. 5310 - Elderly & Individuals w/Disabilities			\$0	\$0	\$0	\$0
5 Sec. 5311 - Nonurbanized Formula			\$0	\$0	\$0	\$0
6 Sec. 5316 - JARC >200K			\$0	\$0	\$0	\$0
7 Sec. 5316 - JARC <200K			\$0	\$0	\$0	\$0
8 Sec. 5316 - JARC Nonurbanized			\$0	\$0	\$0	\$0
9 Sec. 5317 - New Freedom >200K			\$0	\$0	\$0	\$0
10 Sec. 5317 - New Freedom <200K			\$0	\$0	\$0	\$0
11 Sec. 5317 - New Freedom Nonurbanized			\$0	\$0	\$0	\$0
12 Other FTA			\$0	\$0	\$0	\$0
13 Regionally Significant or Other		\$312,000	\$312,000	\$6,468,813	\$2,000,508	\$8,469,321
Total Funds	\$3,948,021	\$3,184,916	\$7,132,937	\$28,412,872	\$13,860,102	\$42,272,974
Transportation Development Credits Requested			\$139,800			\$400,520
Awarded			\$0			\$0

Integration of Performance Measures into the Amarillo MPO FY 2021-FY 2024 Transportation Improvement Program

Introduction

What started out as part of Moving Ahead for Progress in the 21st Century (MAP-21) and continued in the Fixing America's Surface Transportation (FAST) Act. The State DOT's and Metropolitan Planning Organizations (MPOs) are required to move toward a performance based planning process. This process uses a project selection process with emphasis on specific planning factors. The Amarillo MPO also considers the following performance measures in addition to its scoring criteria. Under MAP-21 the States are required to set performance targets for safety, Transit Asset Management (TAM), Pavement and Bridge condition, and System performance measures.

A TIP that is amended after October 1, 2018 must meet the federal Performance Based Planning and Programming requirements to be approved. Amarillo MPO is proposing an amendment to its approved FY 2021-2024 TIP. This amendment contains only transit revisions. This revision is to revise the amount for replacing buses. All of these projects assist with achieving the TAM Targets.

Highway Safety (PM1)

The Texas Department of Transportation (TxDOT) established their safety targets to support the Strategic Highway Safety Plan (SHSP) and the Highway Safety Improvement Program (HSIP). Once the State set their safety targets the MPO's in Texas had 180 days to establish their targets. The MPO's could either adopt the TxDOT targets or establish their own targets to that would help achieve the statewide targets. The Amarillo MPO chose to adopt TxDOT's targets. These targets for 2021 are:

- Number of Fatalities: 3687.0
- Rate of Fatalities per 100 million Vehicle Miles Traveled (VMT): 1.33
- Number of Serious Injuries: 17,151
- Rate of Serious Injuries per 100 million VMT: 6.06
- Number of Non- Motorized Fatalities and Non-Motorized Serious Injuries: 2316.40

It is anticipated that all of the individually listed projects in the original 2021-2024 TIP have an impact on safety. They all will aid in achieving the safety targets.

Transit Asset Management (TAM)

Performance measures were also added to address Transit agency performance. This was done primarily through the Transit Asset Management assessment and planning requirements. Amarillo City Transit (ACT) developed a TAM plan to meet this requirement. All assets owned by ACT were examined using the Federal Transit Administration (FTA) Transit Economic Requirement Model (TERM). The term scale is from one to five to determine the quality of the asset. The scale is as follows:

- 1= Poor The asset is critically damaged or in need of repair; well past useful life.
- 2= Marginal Defective or deteriorated in need of replacement; exceeded useful life.

- 3= Adequate Moderately deteriorated or defective; has not exceeded useful life.
- 4= Good Good Condition, no longer new, may be slightly defective/deteriorated but is functional.
- 5= Excellent No visible defects, new or near new, may still be under warranty if applicable.

An asset is deemed to be in good repair if it has a rating of 3, 4, or 5 on this scale. Similarly, a facility is deemed not to be in good repair if it has a rating of 1 or 2. Using this scale ACT evaluated rolling stock, equipment, and facilities. The results are listing below:

- ACT plans to purchase 10 new buses to replace the 10 buses past their useful life.
- ACT will replace one maintenance truck this year and purchase two additional support vehicles. This will meet the goal of 25%.
- ACT plans to construct a new transfer terminal which is planned to be started this fiscal year, with this action all of their facilities are above 3 on the TERM scale.

The TAM targets for the 2021 year are listed below:

- Rolling Stock 10%
- Equipment 25%
- Facilities 0%

Pavement and Bridge Condition (PM2)

Amarillo MPO will prioritize projects that support the adopted TxDOT performance measures and targets to maintain the condition of roads and bridges. The road pavement and bridge performance targets are found below:

Performance Measure	Baseline	2020 Target	2022 Target	2022 Adjusted Target
Pavement on IH				
% in "good" Condition			66.40%	66.5%
% in "poor" Condition			0.30%	0.2%
Pavement on non-IH NHS				
% in "good" Condition	54.40%	52.00%	52.30%	54.1%
% in "poor" Condition	13.80%	14.30%	14.30%	14.2%

Performance Measure	Baseline	2020 Target	2022 Target	
NHS Bridge Deck Condition				
% in "poor" Condition	0.88%	0.80%	0.80%	1.5%
% in "good" Condition	50.63%	50.58%	50.42%	No adjustment

The projects contained in the original FY 2021-2024 TIP, as well as the MPO’s Grouped CSJ projects include:

- The tie in project to construct a grade separation at SL 335 and FM 2590
- The upgrade of the northwest quadrant of SL 335 from 2 lanes to 4 four lane divided
- Overlay on IH 40 from Nelson St to US 287split
- Overlay of SL 335 from 81st Ave to IH 40
- Hazard elimination and highway improvements on I-27
- The replacement of bridges on BI 40-D at BNSF crossing

System Performance Measures (PM3)

Amarillo MPO will prioritize projects that support the adopted TxDOT performance measures and targets to maintain system performance. The system performance targets are found below:

Performance Measure	Statewide Baseline	2020 Target	2022 Target	2022 Adjusted Target
National Highway System Travel Time Reliability				
Interstate Highway System Level of Travel Time Reliability	79.6%	61.2%	56.6%	70.0%
Non-Interstate Level of Travel Time Reliability	n/a	n/a	55.4%	70.0%
Truck Travel Time Reliability	1.50	1.70	1.79	1.76%

Amarillo MPO will prioritize projects with a level of Travel Time Reliability and Truck Travel Time Reliability has shown above.

Conclusion

The Amarillo MPO had originally adopted Safety Measures and Targets in January 2018 and readopted in January 2019, 2020 and 2021; and adopted the City of Amarillo’s transit state of good repair targets on July 19, 2018, then adopted the 2020 state of good repair targets on January the 17, 2019. The PM2 Road and Bridge targets were adopted in October of 2018 and readopted on Oct 2020. The PM3 System performance targets were adopted in December of 2018 and readopted on Oct 2020. The Amarillo MPO Transportation Policy Committee is committed to support, plan and program funding for projects and programs that contribute to the accomplishments of the performance targets. The MPO, along with its partners will continue to monitor the established targets for all performance measures and report achievements in accordance with scheduled reporting periods.

Project Matrix for Benefits to Performance Measure

	PM1: Safety Targets	PM2: Infrastructure Condition Targets	PM3: System Reliability Targets	TAM Targets
A20T01				
A20T03				✓
A20T06				✓
A20T08				
A20T09				✓

