



**Public Health**  
Prevent. Promote. Protect.  
**Amarillo**

## Amarillo Department of Public Health Flu Surveillance 2020-2021

Flu Season

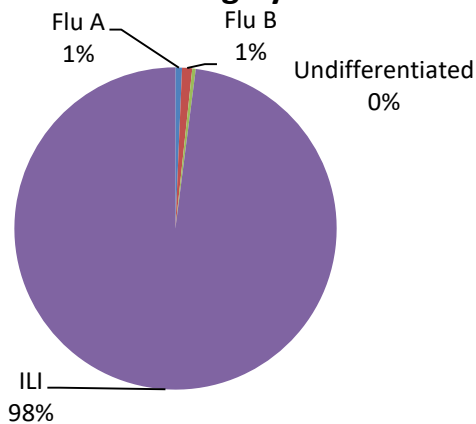
2020-2021

Week Ending	11/28	12/5	12/12	12/19	12/26	1/2	Season Total
<b>MMWR Week</b>	<b>48</b>	<b>49</b>	<b>50</b>	<b>51</b>	<b>52</b>	<b>1</b>	
<b>Flu A</b>	3	2	0	0	2	0	26
<b>Flu B</b>	3	5	2	0	2	0	41
<b>ILI*</b>	227	390	252	235	195	244	3936
<b>Undifferentiated**</b>	2	1	0	1	3	1	14
<b>Weekly Totals</b>	235	398	254	236	202	245	

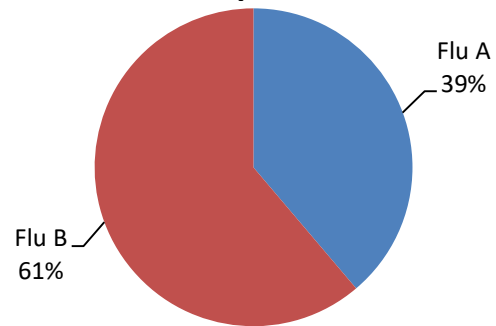
\*Influenza Like Illness (ILI) is defined as a patient with fever  $\geq 100^{\circ}$  F, cough and/or sore throat who is either not tested for flu or is negative on result.

\*\*Testing did not differentiate Flu A or Flu B.

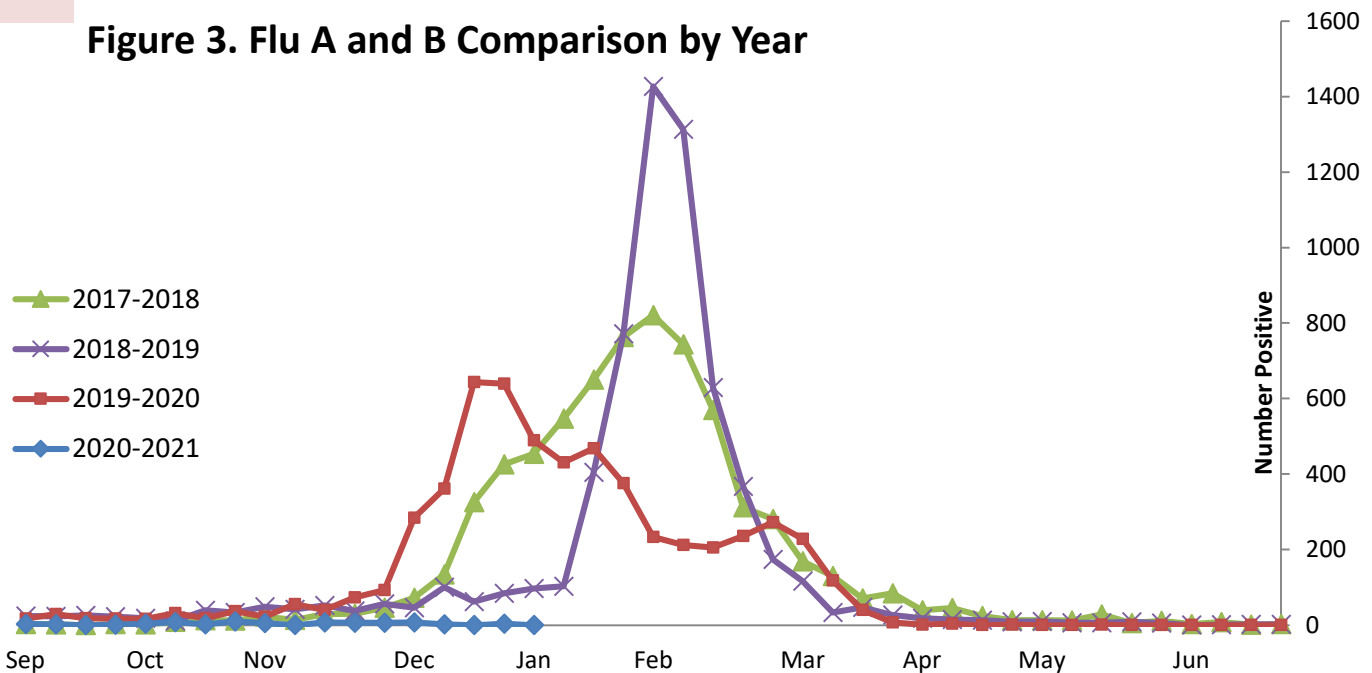
**Fig. 1 YTD Flu Testing By Percent**



**Fig. 2 YTD Flu A & B Comparison**

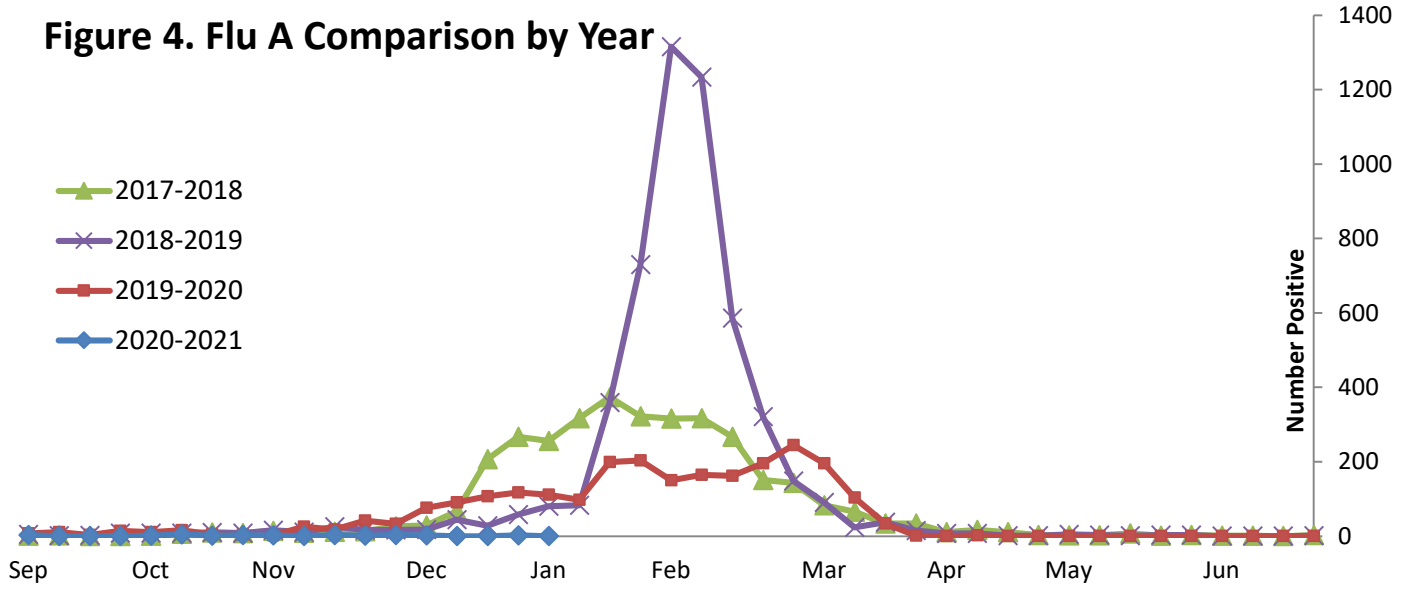


**Figure 3. Flu A and B Comparison by Year**

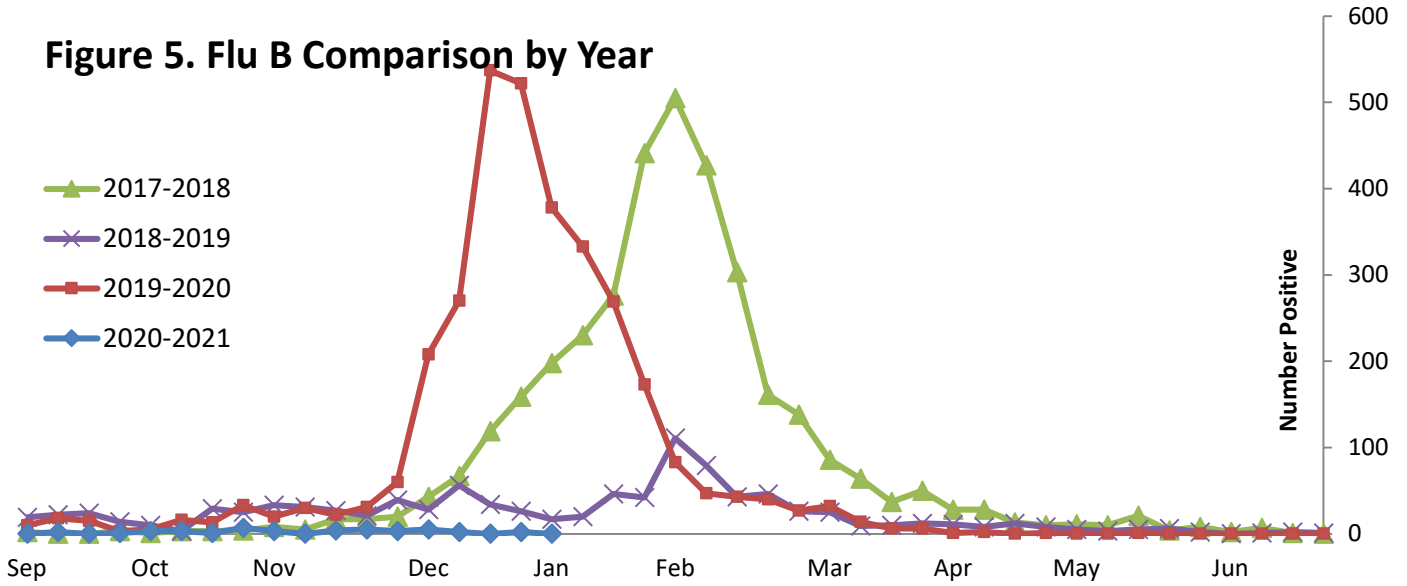


# Historical Trends

**Figure 4. Flu A Comparison by Year**



**Figure 5. Flu B Comparison by Year**



**Figure 6. ILI Comparison by Year**

