

# Amarillo Police Department



## Racial Profiling Report 2020

Prepared by the Amarillo Police Department  
Crime Analysis Unit  
February 2021

## Racial Profiling Report

Agency Name: Amarillo Police Department  
Reporting Date: 02/25/2021  
TCOLE Agency Number: 375-201  
Chief Administrator: Martin Birkenfeld – Chief of Police

### Agency Contact Information:

Phone: 806-378-3055

Email: [martin.birkenfeld@amarillo.gov](mailto:martin.birkenfeld@amarillo.gov)

Mailing Address: Amarillo Police Department  
200 S.E. 3<sup>rd</sup>  
Amarillo, Texas 79101

This Agency filed a full report.

The chief administrator affirms that the Amarillo Police Department has a policy in place in accordance with Texas Code of Criminal Procedure §2.132, and that the policy;

- (1) Clearly defines acts constituting racial profiling;
- (2) Strictly prohibits peace officers employed by the Amarillo Police Department from engaging in racial profiling;
- (3) Implements a process by which an individual may file a complaint with the Amarillo Police Department if the individual believes that a peace officer employed by the department has engaged in racial profiling with respect to the individual;
- (4) Provides public education relating to the agency's compliment and complaint process, including providing the telephone number, mailing address, and email address to make a compliment or complaint with respect to each ticket, citation or warning issued by a peace officer;
- (5) Requires appropriate corrective action to be taken against a peace officer employed by the Amarillo Police Department who, after an investigation, is shown to have engaged in racial profiling in violation of the Amarillo Police Department policy adopted under this article;

- (6) Requires collection of information relating to motor vehicle stops in which a ticket, citation, or warning is issued and to arrests made as a result of those stops, including information relating to:
- a. The race or ethnicity of the individual detained;
  - b. Whether a search was conducted and, if so, whether the individual detained consented to the search;
  - c. Whether the peace officer knew the race or ethnicity of the individual detained before detaining that individual; and
  - d. Whether the peace officer used physical force that resulted in bodily injury, as that term is defined by Section 1.07, Penal Code, during the stop;
  - e. The location of the stop; and
  - f. The reason for the stop; and
- (7) Requires the chief administrator of the agency, regardless of whether the administrator is elected, employed, or appointed, to submit an annual report of the information collected under Subdivision (6) to:
- a. The Texas Commission of Law Enforcement; and
  - b. The governing body of each county or municipality served by the agency, if the agency is an agency of a county, municipality, or other political subdivision of the state.

The Amarillo Police Department has satisfied the statutory data audit requirements as prescribed in Article 2.133(c), Code of Criminal Procedure during the reporting period.

Executed By:



Chief Administrator

Date: **02/25/2021**



# AMARILLO POLICE DEPARTMENT



## 2020 RACIAL PROFILING REPORT

### Table of Contents

Introduction.....	1
1. Total Traffic Stops .....	2
2. Location of Stop .....	2
3. Was race known prior to stop? .....	3
4. Race or Ethnicity .....	3
5. Gender.....	4
6. Reason for Stop.....	5
7. Was a Search Conducted .....	6
8. Reason for Search.....	6
9. Was Contraband Discovered .....	8
10. Description of Contraband .....	8
11. Result of Stop .....	10
12. Arrest Basis.....	11
13. Was Physical Force Used.....	12
14. Total Number of Racial Profiling Complaints Received = 0 .....	12



# AMARILLO POLICE DEPARTMENT



## 2020 RACIAL PROFILING REPORT

### Introduction

This report contains data and an analysis regarding motor vehicle stops made by Amarillo Police Department police officers during 2020. The police department maintains an unwavering stance against racial profiling.

### **Mission Statement**

The mission of the Amarillo Police Department is to provide excellent public service and law enforcement to the community, with the goal of keeping Amarillo a safe place to live, work, and play. The Department shall provide this service by utilizing best practices in law enforcement, continuous improvement in leadership and professionalism, and partnership with the community.

### **Values**

Members of the Amarillo Police Department, through leadership and a professional culture, are guided by the highest ethical standards. We embrace the values of **Honor, Truth, Integrity, Service, Courage, and Leadership**. It is our commitment to maintain the trust of the community through a cultural dedication to these values. We have the utmost respect for the rights of the individual, the needs of the community, and the values outlined by laws and the Constitution of the State of Texas and the United States of America. It is our goal to consistently take actions that increase the safety of the community while communicating our actions in a manner that reduces the fear of crime.

### **Practices**

The policies and practices of the department direct police officers to investigate crimes enforce the law fairly and without discrimination toward any individual(s) or group. The department adheres to the four pillars of procedural justice: Fairness, Voice, Transparency, and Impartiality.

In 2020, the Amarillo Police Department received no citizen complaints or allegations of racial profiling.

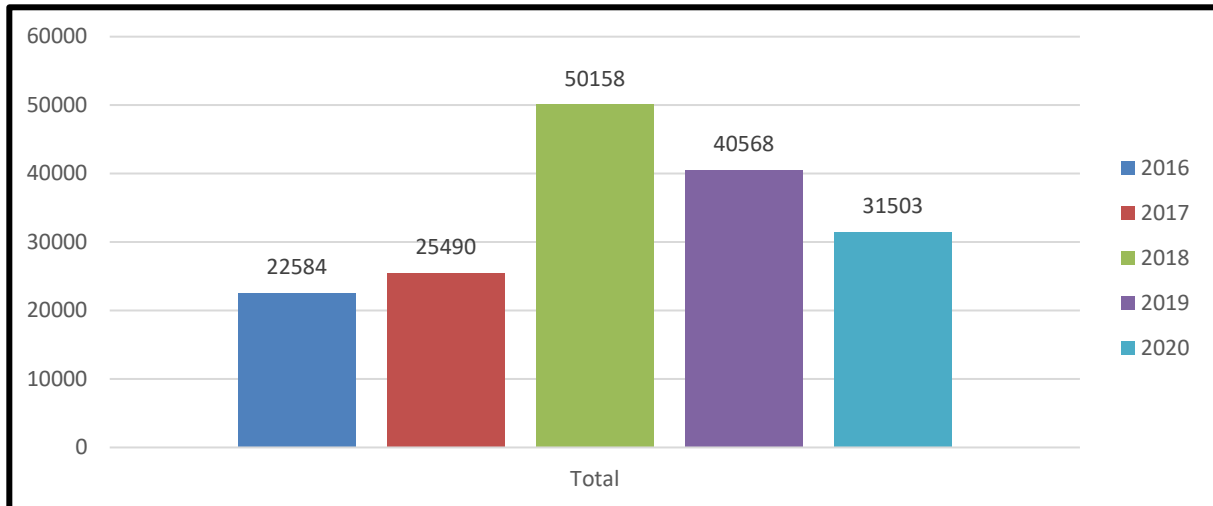


# AMARILLO POLICE DEPARTMENT



## 2020 RACIAL PROFILING REPORT

### 1. Total Traffic Stops



Graph 1: Total Traffic Stops by Year

Amarillo police officers made 31,503 motor vehicle stops in 2020. The primary reason for a motor vehicle stop was a traffic violation such as speeding, an illegal turn, or other observed violation of Texas motor vehicle laws. Motor vehicle stops decreased 22% from 2019 to 2020.

### 2. Location of Stop

Chart 2: Stop Location

YEAR	2018	2019	2020
Street	14663	30615	27661
US highway	909	1232	3121
Other	34354	8253	281
State Highway	223	304	205
Private Property or other	3	136	205
County road	6	28	30
Grand Total	50158	40568	31503



# AMARILLO POLICE DEPARTMENT



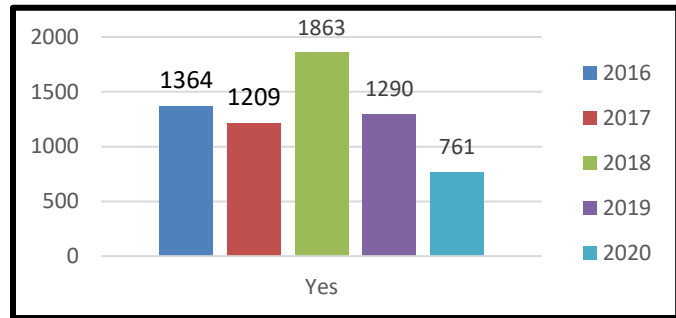
## 2020 RACIAL PROFILING REPORT

### 3. Was race known prior to stop?

NO = 30,742 (98%)

YES = 761 (2%)

Graph 3: Race Known Prior to Stop



### 4. Race or Ethnicity

Chart 4: Race/Ethnicity by Year

Race by Year	2016	% of Total	2017	% of Total	2018	% of Total	2019	% of Total	2020	% of Total
White	11147	49.4%	11978	47.0%	35911	71.6%	25114	61.9%	18525	58.8%
Hispanic	8566	37.9%	8895	34.9%	7388	14.7%	10077	24.8%	8869	28.2%
Black	2454	10.9%	2596	10.2%	5544	11.1%	4336	10.7%	3486	11.1%
Asian	351	1.6%	353	1.4%	975	1.9%	760	1.9%	533	1.7%
Alaska Native/ American Indian	66	0.3%	60	0.2%	122	0.2%	109	0.3%	90	0.3%
Other		0.0%	1608	6.3%	218	0.4%	172	0.4%		0.0%
Grand Total	22584	100.0%	25490	100.0%	50158	100.0%	40568	100.0%	31503	100.0%



# AMARILLO POLICE DEPARTMENT



## 2020 RACIAL PROFILING REPORT

### 5. Gender

There were 18,530 males stopped in 2020, and 12,973 females stopped.

Chart 5: Total Gender Breakdown

Gender	2016	% of Total	2017	% of Total	2018	% of Total	2019	% of Total	2020	% of Total
Female	9665	42.8%	10403	40.8%	21175	42.2%	17711	43.7%	12973	41.2%
Male	12919	57.2%	15087	59.2%	28932	57.7%	22773	56.1%	18530	58.8%
Other	0	0.0%	0	0.0%	51	0.1%	84	0.2%	0	0.0%
Grand Total	22584	100.0%	25490	100.0%	50158	100.0%	40568	100.0%	31503	100.0%

#### a. Female

Chart 5a: Female by Race Total Females = 12,973

Female by Race	2016	% of Total	2017	% of Total	2018	% of Total	2019	% of Total	2020	% of Total
White	4979	51.5%	5178	49.8%	15680	74.0%	11281	63.7%	8027	61.9%
Hispanic	3634	37.6%	3555	34.2%	3062	14.5%	4423	25.0%	3509	27.0%
Black	892	9.2%	909	8.7%	1958	9.2%	1612	9.1%	1224	9.4%
Asian	133	1.4%	121	1.2%	360	1.7%	302	1.7%	192	1.5%
Alaska Native/ American Indian	27	0.3%	17	0.2%	45	0.2%	36	0.2%	21	0.2%
Other		0.0%	623	6.0%	70	0.3%	57	0.3%	0	0.0%
Grand Total	9665	100.0%	10403	100.0%	21175	100.0%	17711	100.0%	12973	100.0%

#### b. Male

Chart 5b: Male by Race Total Males = 18,530

Male by Race	2016	% of Total	2017	% of Total	2018	% of Total	2019	% of Total	2020	% of Total
White	6168	47.7%	6800	45.1%	20218	69.9%	13802	60.6%	10498	56.7%
Hispanic	4932	38.2%	5340	35.4%	4320	14.9%	5643	24.8%	5360	28.9%
Black	1562	12.1%	1687	11.2%	3584	12.4%	2722	12.0%	2262	12.2%
Asian	218	1.7%	232	1.5%	614	2.1%	457	2.0%	341	1.8%
Alaska Native/ American Indian	39	0.3%	43	0.3%	77	0.3%	73	0.3%	69	0.4%
Other		0.0%	985	6.5%	119	0.4%	76	0.3%	0	0.0%
Grand Total	12919	100.0%	15087	100.0%	28932	100.0%	22773	100.0%	18530	100.0%





# AMARILLO POLICE DEPARTMENT



## 2020 RACIAL PROFILING REPORT

### 6. Reason for Stop

Citing the reason for the stop, 523 were a violation of law, 214 where the officer had pre-existing knowledge of a warrant or crime, 27559 were moving traffic violations, and 3080 were other vehicle violations.

Chart 6a: Violation of Law = 523

Violation of Law	2019	% of Total	2020	% of Total
White	293	59.3%	312	59.7%
Hispanic	114	23.1%	140	26.8%
Black	81	16.4%	55	10.5%
Asian	3	0.6%	13	2.5%
Alaska Native/ American Indian				
Indian	1	0.2%	3	0.6%
Other	2	0.4%		0.0%
<b>Grand Total</b>	<b>494</b>	<b>100.0%</b>	<b>523</b>	<b>100.0%</b>

Chart 6c: Moving Traffic Violation = 27,559

Moving Traffic Violation	2019	% of Total	2020	% of Total
White	16034	58.9%	16240	58.9%
Hispanic	7935	29.1%	7892	28.6%
Black	2649	9.7%	2866	10.4%
Asian	506	1.9%	478	1.7%
Alaska Native/ American Indian	99	0.4%	83	0.3%
Other		0.0%	0	0.0%
<b>Grand Total</b>	<b>27223</b>	<b>100.0%</b>	<b>27559</b>	<b>100.0%</b>

Chart 6b: Pre-Existing Knowledge = 214

Pre-Existing Knowledge	2019	% of Total	2020	% of Total
White	56	46.3%	113	52.8%
Hispanic	37	30.6%	68	31.8%
Black	25	20.7%	29	13.6%
Asian	3	2.5%	4	1.9%
<b>Grand Total</b>	<b>121</b>	<b>100.0%</b>	<b>214</b>	<b>100.0%</b>

Chart 6d: Other Vehicle Violation = 3080

Vehicle Traffic Violation	2019	% of Total	2020	% of Total
White	8599	68.6%	1759	57.0%
Hispanic	1961	15.6%	766	24.9%
Black	1559	12.4%	514	16.7%
Asian	246	2.0%	37	1.2%
Other	169	1.3%		0.0%
Alaska Native/ American Indian	9	0.1%	4	0.1%
<b>Grand Total</b>	<b>12542</b>	<b>100.0%</b>	<b>3080</b>	<b>100.0%</b>



# AMARILLO POLICE DEPARTMENT



## 2020 RACIAL PROFILING REPORT

### 7. Was a Search Conducted

Of the vehicles stopped, 31,004 (98.4%) were not searched. There were 499 (1.6%) where a search was conducted.

Chart 7a: Search NOT Conducted = 31,004

Search <b>WAS</b> <b>NOT</b> conducted	2019	% of Total	2020	% of Total
White	24590	62.0%	18282	58.9%
Hispanic	9888	24.9%	8712	28.1%
Black	4139	10.4%	3395	11.0%
Asian	749	1.9%	529	1.7%
Alaska Native/ American Indian				
Indian	108	0.3%	86	0.3%
Other	170	0.4%	0	0.0%
<b>Grand Total</b>	<b>39644</b>	<b>100.0%</b>	<b>31004</b>	<b>100.0%</b>

Chart 7b: Search WAS Conducted = 499

Search <b>WAS</b> conducted	2019	% of Total	2020	% of Total
White	524	56.7%	243	48.7%
Hispanic	189	20.5%	157	31.5%
Black	197	21.3%	91	18.2%
Alaska Native/ American Indian	1	0.1%	4	0.8%
Asian	11	1.2%	4	0.8%
Other	2	0.2%	0	0.0%
<b>Grand Total</b>	<b>924</b>	<b>100.0%</b>	<b>499</b>	<b>100.0%</b>

### 8. Reason for Search

There were 208 vehicles that consented to the search, 46 that had contraband in plain view of officers, 65 were due to probable cause, 3 were for inventory, and 177 were incident to arrest.

Chart 8a: Consent to Search = 208

Consent to Search	2019	% of Total	2020	% of Total
White	209	58.9%	106	51.0%
Hispanic	75	21.1%	64	30.8%
Black	66	18.6%	35	16.8%
Alaska Native/ American Indian	1	0.3%	2	1.0%
Asian	4	1.1%	1	0.5%
<b>Grand Total</b>	<b>355</b>	<b>100.0%</b>	<b>208</b>	<b>100.0%</b>

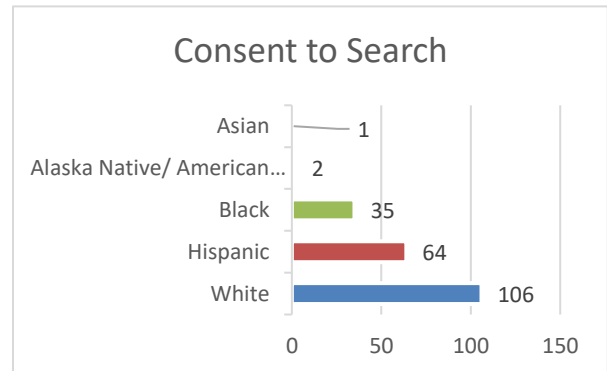
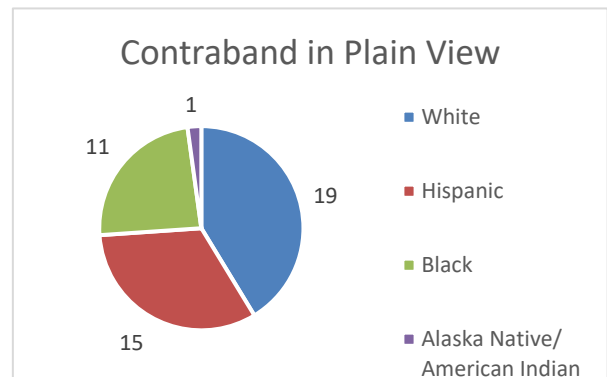


Chart 8b: Contraband in Plain View = 46

Contraband in Plain View	2019	% of Total	2020	% of Total
White	16	44.4%	19	41.3%
Hispanic	7	19.4%	15	32.6%
Black	11	30.6%	11	23.9%
Alaska Native/ American Indian		0.0%	1	2.2%
Asian	2	5.6%	0	0.0%
<b>Grand Total</b>	<b>36</b>	<b>100.0%</b>	<b>46</b>	<b>100.0%</b>





# AMARILLO POLICE DEPARTMENT



## 2020 RACIAL PROFILING REPORT

Chart 8c: Probable Cause = 65

Probable Cause	2019	% of Total	2020	% of Total
White	97	59.5%	28	41.5%
Hispanic	34	20.9%	22	33.8%
Black	27	16.6%	15	23.1%
Other	1	0.6%	0	0.0%
Asian	4	2.5%		0.0%
<b>Grand Total</b>	<b>163</b>	<b>100.0%</b>	<b>65</b>	<b>100.0%</b>

PROBABLE CAUSE

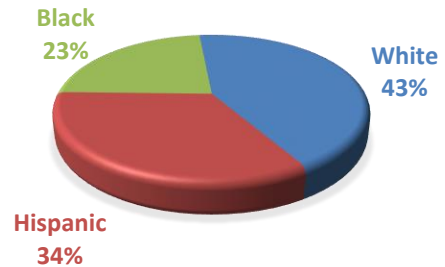
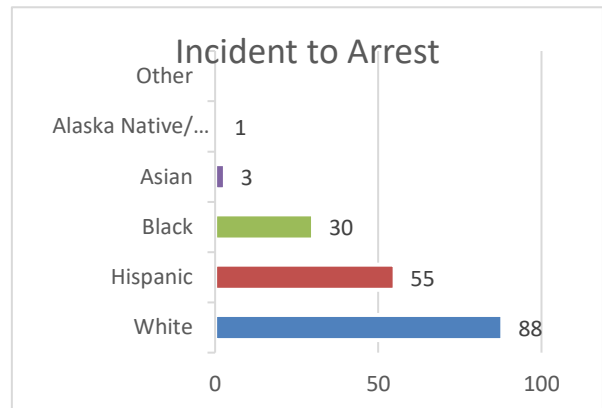


Chart 8d: Inventory = 3

Row Labels	2019	% of Total	2020	% of Total
White	4	57.1%	2	66.7%
Hispanic		0.0%	1	33.3%
Black	3	42.9%		0.0%
<b>Grand Total</b>	<b>7</b>	<b>100.0%</b>	<b>3</b>	<b>100.0%</b>

Chart 8e: Incident to Arrest = 177

Row Labels	2019	% of Total	2020	% of Total
White	198	54.5%	88	49.7%
Hispanic	73	20.1%	55	31.1%
Black	90	24.8%	30	16.9%
Asian	1	0.3%	3	1.7%
Alaska Native/ American Indian		0.0%	1	0.6%
Other	1	0.3%		0.0%
<b>Grand Total</b>	<b>363</b>	<b>100.0%</b>	<b>177</b>	<b>100.0%</b>





# AMARILLO POLICE DEPARTMENT



## 2020 RACIAL PROFILING REPORT

### 9. Was Contraband Discovered

Chart 9a: Was Contraband Discovered- YES

Contraband Found	2019	% Total	2020	% Total
White	219	59.67%	105	47.95%
Hispanic	70	19.07%	76	34.70%
Black	69	18.80%	35	15.98%
Alaska Native/ American Indian	1	0.27%	2	0.91%
Asian	6	1.63%	1	0.46%
Other	2	0.54%	0	0.00%
<b>Grand Total</b>	<b>367</b>	<b>100.00%</b>	<b>219</b>	<b>100.00%</b>

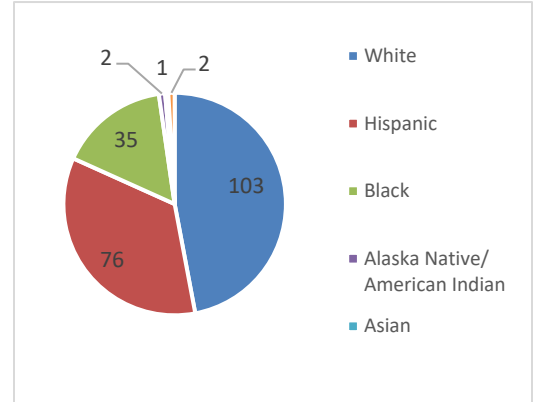
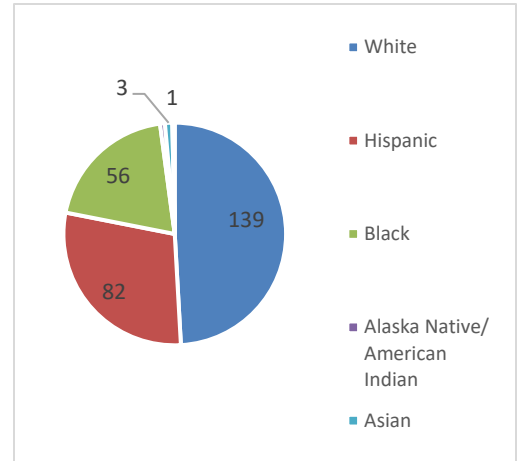


Chart 9b: Was Contraband Discovered- NO

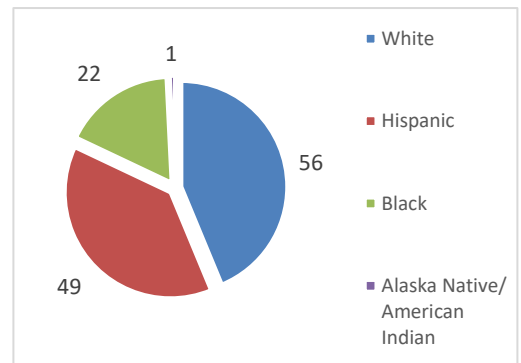
Search Conducted- Contraband NOT found	2019	% of Total	2020	% of Total
White	366	57.7%	140	49.4%
Hispanic	126	19.9%	82	29.0%
Black	135	21.3%	56	19.8%
Alaska Native/ American Indian	0	0.0%	2	0.7%
Asian	7	1.1%	3	1.1%
Other	0	0.0%	0	0.0%
<b>Grand Total</b>	<b>634</b>	<b>100.0%</b>	<b>283</b>	<b>100.0%</b>



### 10. Description of Contraband

Chart 10a: Drugs = 128

	2019	% of Total	2020	% of Total
White	109	52.9%	56	43.8%
Hispanic	44	21.4%	49	38.3%
Black	48	23.3%	22	17.2%
Alaska Native/ American Indian	1	0.5%	1	0.8%
Other	2	1.0%	0	0.0%
Asian	2	1.0%	0	0.0%
<b>Grand Total</b>	<b>206</b>	<b>100.0%</b>	<b>128</b>	<b>100.0%</b>





# AMARILLO POLICE DEPARTMENT



## 2020 RACIAL PROFILING REPORT

Chart 10b: Currency = 0

	2019	% of Total	2020
Hispanic	1	4.3%	0
Asian	1	4.3%	0
Black	1	4.3%	0
White	20	87.0%	0
Grand Total	23	100.0%	0

Chart 10c: Weapons = 5

	2019	% of Total	2020	% of Total
Hispanic	2	9.5%	3	60.0%
Asian	1	4.8%	0	0.0%
Black	6	28.6%	0	0.0%
White	12	57.1%	2	40.0%
Grand Total	21	100.0%	5	100.0%

Chart 10d: Alcohol = 18

	2019	% of Total	2020	% of Total
White	40	67.8%	8	44.4%
Hispanic	11	18.6%	7	38.9%
Black	6	10.2%	3	16.7%
Other	1	1.7%	0	0.0%
Asian	1	1.7%	0	0.0%
Grand Total	59	100.0%	18	100.0%



# AMARILLO POLICE DEPARTMENT



## 2020 RACIAL PROFILING REPORT

### 11. Result of Stop

The result of the stop includes warnings, verbal warnings, written warnings, citations, written warnings, citations and arrest, and arrests only. There were 4 verbal warnings, 16,363 written warnings, 14,923 vehicles stopped received a citation, 17 stops concluded in written warning and arrest, 105 citation and arrests, and 93 arrests.

a. Verbal Warning = 4

Verbal Warning	2019	% of Total	2020	% of Total
White	1	100.0%	1	25.0%
Black	0	19.3%	2	50.0%
Hispanic	0	9.2%	1	25.0%
Grand Total	1	100.0%	4	100.0%

d. Written Warning and Arrest = 17

Written Warning and Arrest	2019	% of Total	2020	% of Total
White	19	52.8%	7	41.2%
Hispanic	6	16.7%	6	35.3%
Black	11	30.6%	4	23.5%
Grand Total	36	100.0%	17	100.0%

b. Written Warning = 16,363

Written Warning	2019	% of Total	2020	% of Total
White	11876	61.6%	10457	63.9%
Hispanic	3727	19.3%	3915	23.9%
Black	1777	9.2%	1683	10.3%
Asian	340	1.8%	259	1.6%
Alaska Native/ American				
Indian	57	0.3%	49	0.3%
Other	1514	7.8%	0	0.0%
Grand Total	19291	100.0%	16363	100.0%

e. Citation and Arrest = 105

Citation and Arrest	2019	% of Total	2020	% of Total
White	109	38.8%	49	48.2%
Hispanic	61	21.7%	34	32.4%
Black	57	20.3%	20	19.0%
Asian	2	0.7%	2	1.9%
Other	51	18.1%	0	0.0%
Alaska Native/ American				
Indian	1	0.4%	0	0.0%
Grand Total	281	100.0%	105	100.0%

c. Citation = 14,921

Citation	2019	% of Total	2020	% of Total
White	11970	56.8%	7980	53.4%
Hispanic	6252	29.7%	4835	32.3%
Black	2370	11.2%	1791	12.0%
Asian	397	1.9%	273	1.8%
Alaska Native/ American				
Indian	51	0.2%	42	0.3%
Other	32	0.2%	0	0.0%
Grand Total	21072	100.0%	14921	100.0%

f. Arrest = 93

Arrest	2019	% of Total	2020	% of Total
White	171	54.1%	43	46.2%
Hispanic	67	21.2%	30	32.3%
Black	74	23.4%	18	19.4%
Asian	2	0.6%	2	2.2%
Alaska Native/American				
Indian	1	0.3%	0	0.0%
Other	1	0.3%	0	0.0%
Grand Total	316	100.0%	93	100.0%



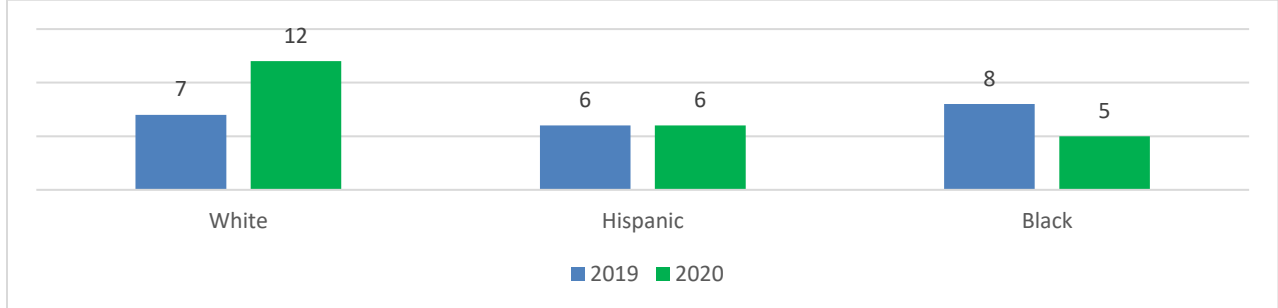
# AMARILLO POLICE DEPARTMENT



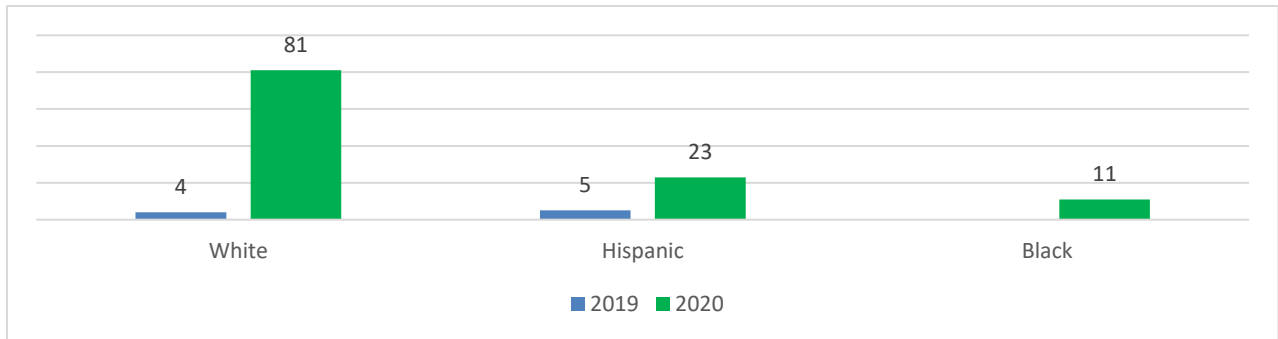
## 2020 RACIAL PROFILING REPORT

### 12. Arrest Basis (Includes Arrests Only)

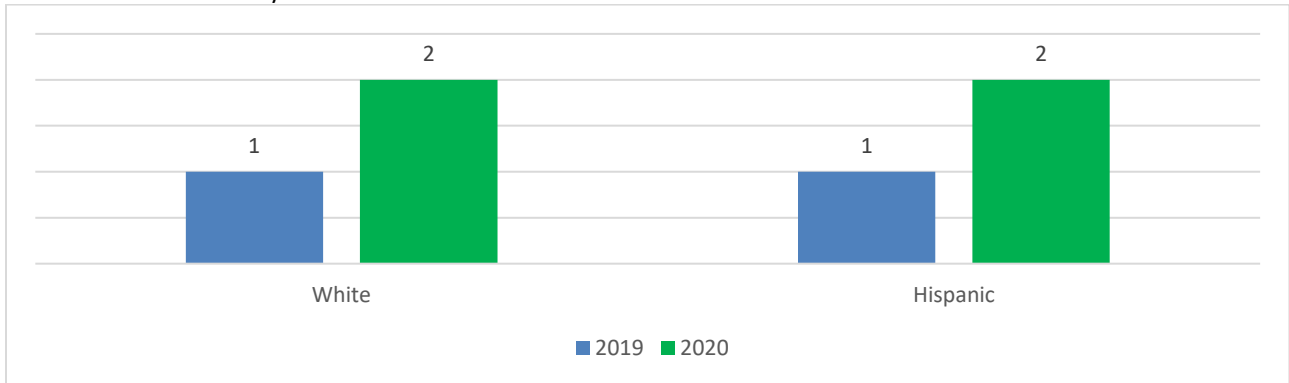
a. Violation of Penal code = 23



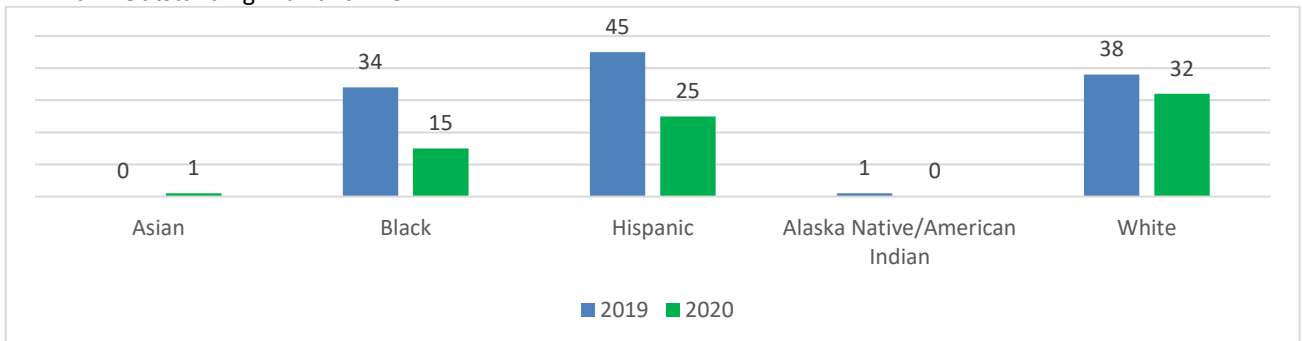
b. Violation of Traffic Law = 115



c. Violation of City Ordinance = 4



d. Outstanding Warrant = 73





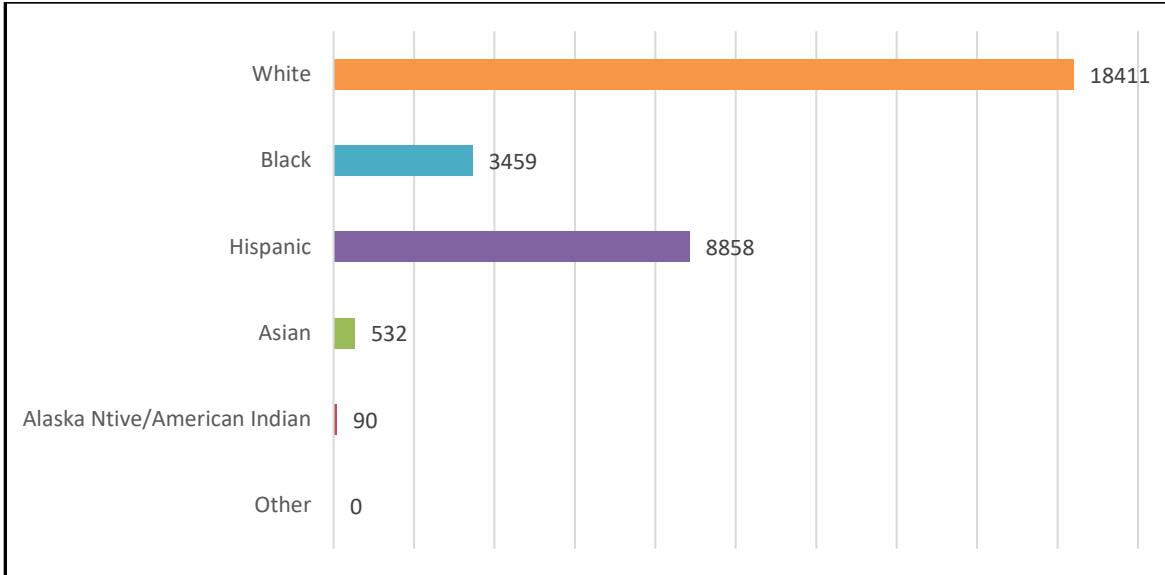
# AMARILLO POLICE DEPARTMENT



## 2020 RACIAL PROFILING REPORT

### 13. Was Physical Force Used

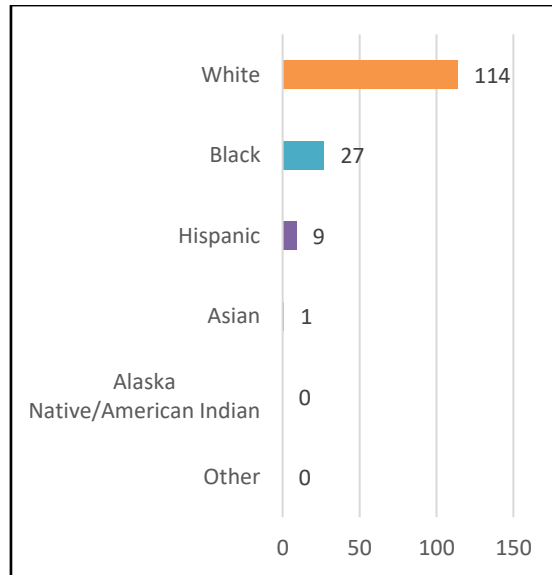
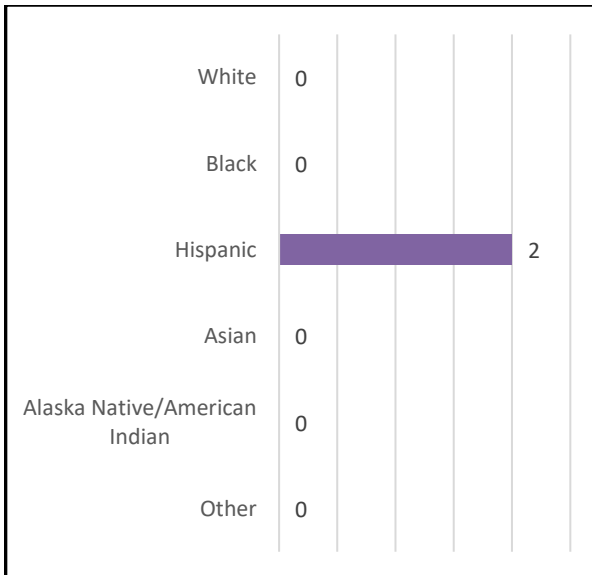
a. No Force Used = 31,350



b. Yes

Physical Force Resulting in Bodily Injury to Suspect = 2

Physical Force No Bodily Injury = 151



Physical Force Resulting in Bodily Injury to both = 0

### 14. Total Number of Racial Profiling Complaints Received = 0