



**Public Health**  
Prevent. Promote. Protect.  
**Amarillo**

## Amarillo Department of Public Health Flu Surveillance 2020-2021

Flu Season

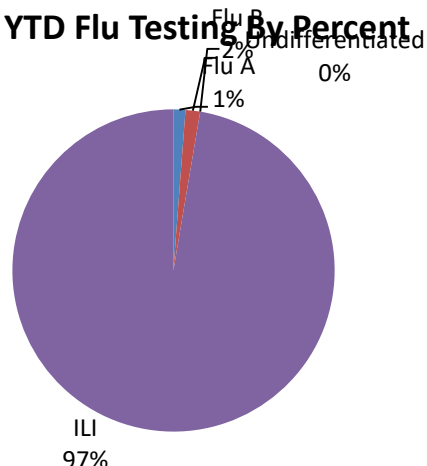
2020-2021

Week Ending	9/5	9/12	9/19	9/26	10/3	10/10	Season Total
<b>MMWR Week</b>	<b>36</b>	<b>37</b>	<b>38</b>	<b>39</b>	<b>40</b>	<b>41</b>	<b>Total</b>
Flu A	3	0	0	0	1	0	4
Flu B	0	2	0	1	2	0	5
ILI*	0	29	63	20	218	0	330
Undifferentiated**	0	0	0	0	0	0	0
<b>Weekly Totals</b>	<b>3</b>	<b>31</b>	<b>63</b>	<b>21</b>	<b>221</b>	<b>0</b>	

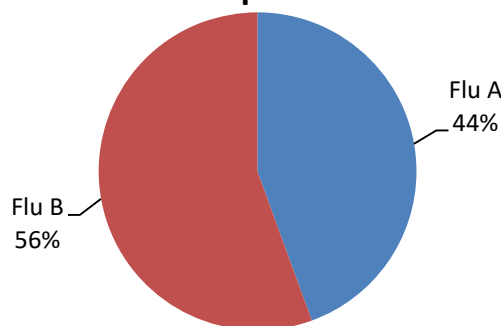
\*Influenza Like Illness (ILI) is defined as a patient with fever  $\geq 100^{\circ}$  F, cough and/or sore throat who is either not tested for flu or is negative on result.

\*\*Testing did not differentiate Flu A or Flu B.

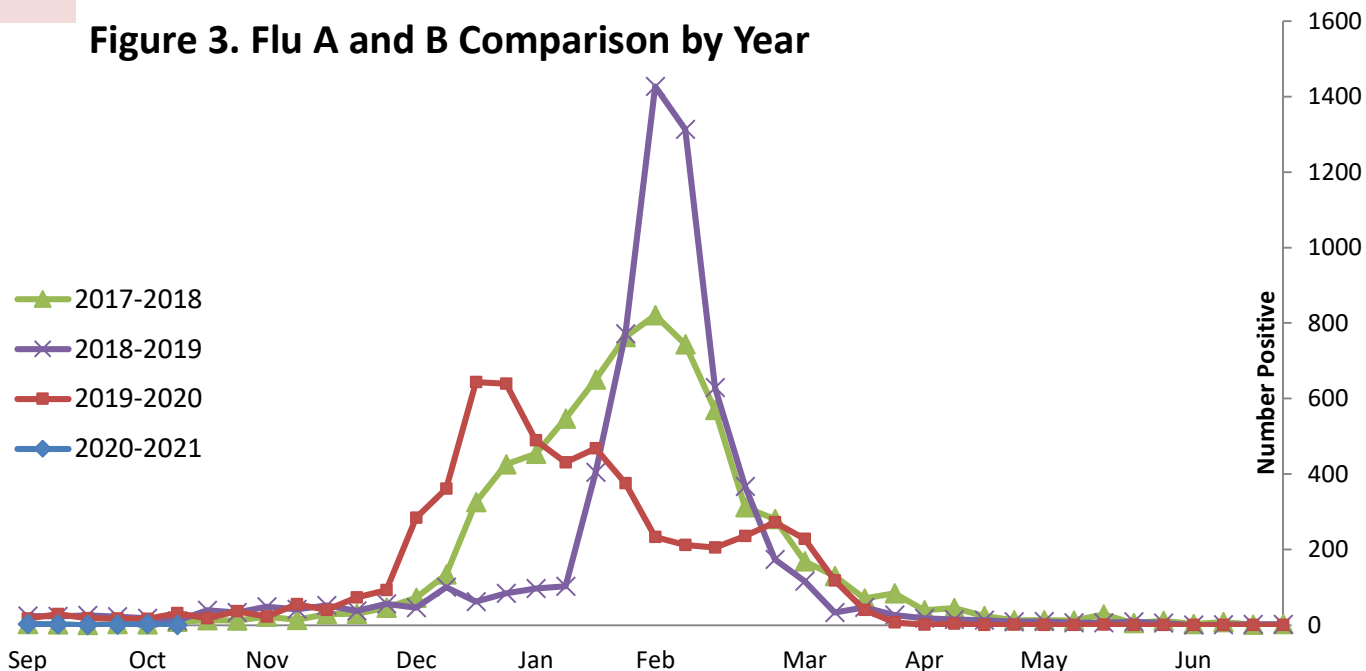
**Fig. 1 YTD Flu Testing By Percent**



**Fig. 2 YTD Flu A & B Comparison**

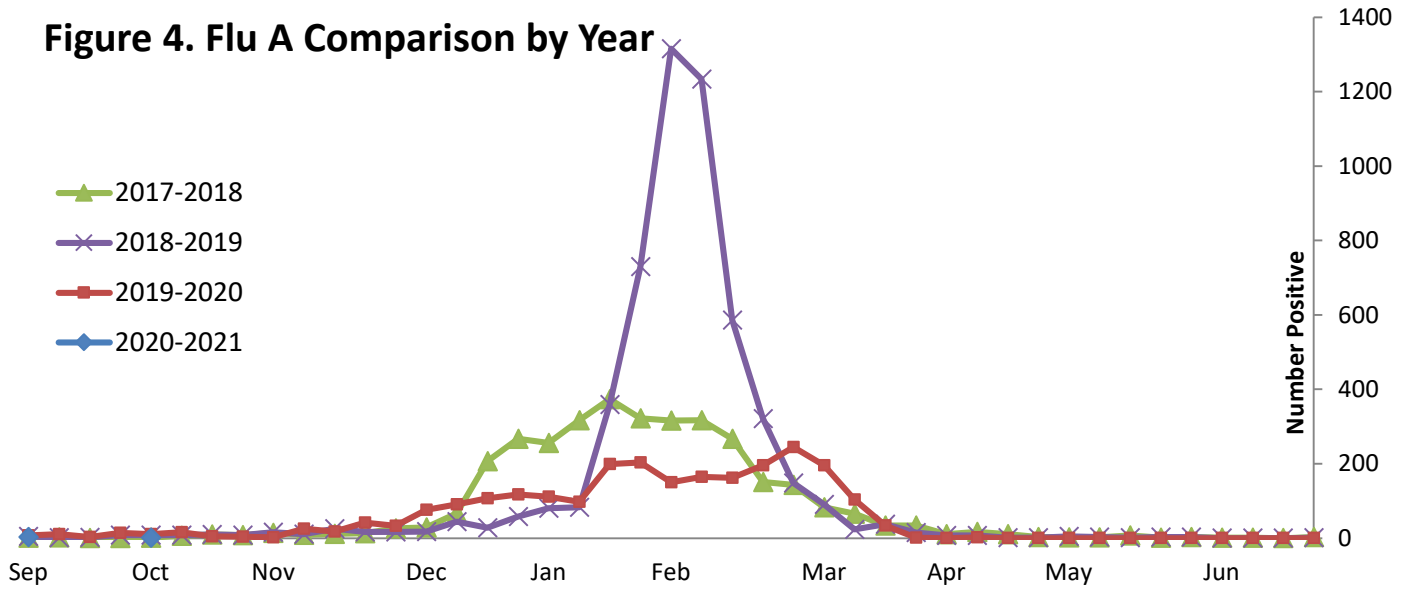


**Figure 3. Flu A and B Comparison by Year**

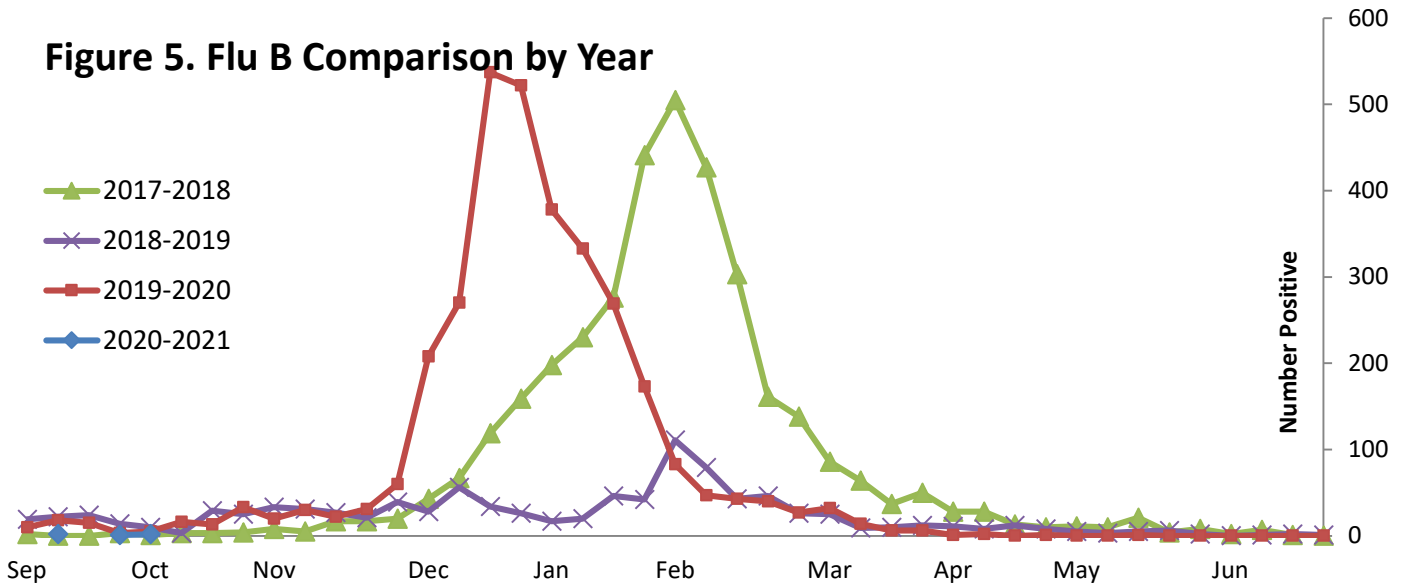


# Historical Trends

**Figure 4. Flu A Comparison by Year**



**Figure 5. Flu B Comparison by Year**



**Figure 6. ILI Comparison by Year**

