

## Exhibit A

### Recommended Amendments to the 2018 International Building Code City of Amarillo, Texas

The following sections, paragraphs, and sentences of the 2018 International Building Code are hereby amended as follows: Standard type is text from the IBC. Underlined type is text inserted. Lined through type is deleted text from IBC. A double asterisk (\*\*) at the beginning of a section identifies an amendment carried over from the 2015 edition of the code and a triple asterisk (\*\*\*) identifies a new or revised amendment with the 2018 code.

---

**\*\*Section 101.1; change to read as follows:**

**101.1 Title.** These regulations shall be known as the Building Code of the City of Amarillo, hereafter referred to as "this code."

*(Reason: Standard insertion point: [insert] to assist with local adoption.)*

---

**\*\*Section 101.4; change to read as follows:**

**101.4 Referenced codes.** The other codes listed in Sections 101.4.1 through 101.4.8 and referenced elsewhere in this code, when specifically adopted, shall be considered part of the requirements of this code to the prescribed extent of each such reference. Whenever amendments have been adopted to the referenced codes and standards, each reference to said code and standard shall be considered to reference the amendments as well. Any reference to NFPA 70 or the Electrical Code shall mean the Electrical Code as adopted.

*(Reason: Legal wording to recognize locally adopted codes and amendments adopted with referenced codes. The former ICC Electrical Code is now Appendix K of this code but no longer called by that name.)*

---

**\*\*\*Section 101.4.8; add the following:**

**101.4.8 Electrical.** The provisions of the Electrical Code shall apply to the installation of electrical systems, including alterations, repairs, replacement, equipment, appliances, fixtures, fittings and appurtenances thereto.

*(Reason: This was dropped when ICC quit publishing the ICC Electrical Code, but the Electrical Code still should be referenced regardless of how it is adopted.)*

---

**\*\* Section 103 and 103.1; amend to insert the Department Name**

#### DEPARTMENT OF BUILDING SAFETY

**103.1 Creation of enforcement agency.** The City of Amarillo Department of Building Safety is hereby created and the official in charge thereof shall be known as the **Chief** Building Official.

*(Reason: Reminder to be sure ordinance reads the same as designated by the city.)*

---

**\*\*\*Section [A] 104.2.1 Determination of substantially improved or substantially damaged existing buildings and structures in flood hazard areas; Delete entire section.**

*(Reason: Flood hazard ordinances is administered by other departments within the city.)*

---

**\*\*\*Section 104.10.1; Flood hazard areas; Delete entire section.**

*(Reason: Flood hazard ordinances is administered by other departments within the city.)*

---

**\*\*Section 105.2 Work exempt from permit; under sub-title entitled "Building" delete items 1, 2, 10 and 11 and re-number as follows:**

**Building:**

1. ~~{Remainder of text unchanged}~~ One-story detached accessory structures used as tool and storage sheds, playhouses and similar uses, provided the floor area is not greater than ~~420 square feet (11 m<sup>2</sup>).~~ 200 square feet (18.58m<sup>2</sup>).
2. ~~{Remainder of text unchanged}~~ Fences not over ~~7 feet (2134 mm)~~ 8 feet (2440 mm) high.
3. {Remainder of text unchanged}
4. {Remainder of text unchanged}
5. {Remainder of text unchanged}
6. {Remainder of text unchanged}
7. {Remainder of text unchanged}
8. {Remainder of text unchanged}
9. {Remainder of text unchanged}
10. ~~Shade cloth structures constructed for nursery or agricultural purposes, not including service systems. {Remainder of text unchanged}~~
11. {Remainder of text unchanged}
12. {Remainder of text unchanged}
13. {Remainder of text unchanged}
14. Replacement glass and glazing in commercial buildings when replacement occurs in existing sash or frame.

*(Reason: Items deleted are for one- and two-family dwellings regulated by the International Residential Code. Shade cloth structures would require a permit for commercial properties to ensure compliance with local ordinance, egress, accessibility, flame spread of fabric, wind/snow design load, etc.)*

---

**\*\*Section 107.1; change to read as follows:**

**107.1 General.** Submittal documents consisting of construction documents, statement of special inspections, geotechnical report and other data shall be submitted in two or more sets with each permit application. The construction documents shall be prepared by a registered design professional where required by the statutes of the jurisdiction in which the project is to be constructed, and shall contain the seal of a Texas-licensed engineer or Texas-licensed architect where the following conditions exist:

1. For new construction, additions, expansions or for changes in occupancy of:
  - a. All occupancies of 5,000 square feet or more in area; or
  - b. Buildings and structures more than two stories above grade plane.
2. For alterations, repair or rehabilitation of:
  - a. All occupancies where the affected area exceeds 5,000 square feet or the proposed work involves or affects structural elements, fire-resistive elements or means of egress.

The registered design professional who prepares construction documents shall have full responsibility for complying with Texas Occupations Code, Chapter 1001 (Engineers) or Chapter 1051 (Architects), as applicable, and shall affix design professional official seal to said drawings, specifications and accompanying data. Where special conditions exist, the building official is authorized to require additional construction documents to be prepared by a registered design professional.

**Exception:** The Building Official is authorized to waive the submission of construction documents and other data not required to be prepared by a registered design professional if it is found that the nature of the work applied for is such that review of the construction documents is not necessary to obtain compliance with this code.

*(Reason: Commercial structures over 5000SF present special life safety concerns best addressed by a licensed design professional.)*

---

**\*\*109.3; change to read as follows:**

**109.3 Building permit valuations.** The applicant for a permit shall provide an estimated permit value at time of application. Permit valuations shall include total value of work, including materials and labor, for which the permit is being issued, such as electrical, gas, mechanical, plumbing equipment and permanent systems. If, in the opinion of the Building Official, the valuation is underestimated on the application, the permit shall be denied, unless the applicant can show detailed estimates to meet the approval of the building official. If the applicant fails to present sufficient documentation to support the valuation on the application, final building permit valuation shall be set by the Building Official in accordance with the most current Building Valuation Data as published by the International Code Council or approved statements sufficient to clearly document all construction costs.

*(Reason: Past practice of assigning value, provides consistent standard for valuation of construction.)*

---

**\*\*\*Section 109; add Section 109.4.1 to read as follows:**

**109.4.1 Work without a permit.** Refer to City of Amarillo Ordinance No. 7188 and Chapter 4-1, Article I, Division I, Section 4-1-1 of the Amarillo Municipal Code.

*(Reason: This fee is designed to compensate for time and to remove incentive to attempt to evade permits and code compliance.)*

---

**\*\*\*Section 109; add Section 109.7 to read as follows:**

**109.7 Re-inspection Fee.** A fee as established by city council resolution may be charged when:

1. The inspection called for is not ready when the inspector arrives;
2. No building address or permit card is clearly posted;
3. City approved plans are not on the job site available to the inspector;
4. The building is locked or work otherwise not available for inspection when called;
5. The job site receives a "Correction Required Notice." ~~tag twice for the same item;~~
6. ~~The original "Correction Required" tag has been removed from the job site.~~
7. 6. Failure to maintain erosion control, trash control or tree protection.

Any re-inspection fees assessed shall be paid before any more inspections are made on that job site.

*(Reason: This fee is not a fine or penalty but is designed to compensate for time and trips when inspections are called for when not ready.)*

---

**~~\*\*Section 109; add Section 109.8, 109.8.1, 109.8.2 and 109.9 to read as follows: (See Section 109.4.1)~~**

**109.8 Work without a permit.**

~~**109.8.1 Investigation.** Whenever work for which a permit is required by this code has been commenced without first obtaining a permit, a special investigation shall be made before a permit may be issued for such work.~~

~~**109.8.2 Fee.** An investigation fee, in addition to the permit fee, shall be collected whether or not a permit is subsequently issued. The investigation fee shall be equal to the amount of the permit fee required by this code or the city fee schedule as applicable. The payment of such investigation fee shall not exempt the applicant from compliance with all other provisions of either this code or the technical codes nor from penalty prescribed by law.~~

~~**109.9 Unauthorized cover up fee.** Any work concealed without first obtaining the required inspection in violation of Section 110 shall be assessed a fee as established by the city fee schedule.~~

*(Reason: This fee is not a fine or penalty but is designed to compensate for time and to remove incentive*

~~to attempt to evade permits and code compliance. Text taken from former Uniform Administrative Code.)~~

**\*\*Section 110.3: change to read as follows:**

**110.3 Required inspections.** The Building Official, upon notification, shall make the inspections set forth in Sections 110.3.1 through 110.3.10. No inspections shall be made on new construction until the site has been surveyed and all property corners have been physically identified.

*(Reason: To clarify existing requirement for site survey)*

**~~\*\*\*Section 110.3.5; Lath, gypsum board and gypsum panel product inspection; Delete exception~~**

~~**Exception:** Gypsum board and gypsum panel products that are not part of a fire resistance rated assembly or a shear assembly.~~

~~*(Reason: Lath or gypsum board inspections are not typically performed in this area.)*~~

**\*\*Section 113 Board of Appeals: Delete sections; change to read as follows:**

**113.1 General.** In order to hear and decide appeals of orders, decisions or determinations made by the Building Official relative to the application and interpretation of this code, there shall be and is hereby created a board of appeals.: ~~The board of appeals shall be appointed by the applicable governing authority and shall hold office at its pleasure. The board shall adopt rules of procedure for conducting its business.~~ Construction Advisory and Appeals Commission; see Chapter 2-6, of the Amarillo Municipal Code.

**113.2 Limitations on authority.** An application for appeal shall be based on a claim that the true intent of this code or the rules legally adopted there under have been incorrectly interpreted, the provisions of this code do not fully apply or an equally good or better form of construction is proposed. The board shall have no authority to waive requirements of this code.

**113.3 Qualifications.** The board of appeals shall consist of members who are qualified by experience and training to pass on matters pertaining to building construction and are not employees of the jurisdiction.

*(Reason: Established Construction Advisory and Appeals Commission procedures)*

**\*\*\*Section 202; amend definition of Ambulatory Care Facility as follows:**

**AMBULATORY CARE FACILITY.** Buildings or portions thereof used to provide medical, surgical, psychiatric, nursing or similar care on a less than 24-hour basis to individuals who are rendered incapable of self-preservation by the services provided ~~or staff has accepted responsibility for care recipients already incapable.~~ This group may include but not be limited to the following:

- Dialysis centers
- Sedation dentistry
- Surgery centers
- Colonic centers
- Psychiatric centers

*(Reason: To clarify the range of uses included in the definition. Explanatory note related to **Ambulatory Care Facilities:** This group of uses includes medical or dental offices where persons are put under for dental surgery or other services. Section 903.2.2 will now require such uses to be sprinklered if on other than the floor of exit discharge or if four or more persons are put under on the level of exit discharge. Recommend (1.) jurisdictions document any pre-existing non-conforming conditions prior to issuing a new C of O for a change of tenant and, (2.) On any medical or dental office specify on C of O the maximum number of persons permitted to be put under general anesthesia. It is recommended that before a Certificate of Occupancy is issued, a letter of intended use from the business owner shall be included and a C of O documenting the maximum number of care recipient's incapable of self-preservation allowed.)*

**\*\*\*Section 202; add definition of Assisting Living Facilities to read as follows.**

**ASSISTED LIVING FACILITIES.** A building or part thereof housing persons, on a 24-hour basis, who because of age, mental disability or other reasons, live in a supervised residential environment which provides personal care services. The occupants are capable of responding to an emergency situation without physical assistance from staff.

*(Reason: The code references Assisted Living facilities and definition was deleted.)*

**\*\*\*Section 202; change definition of “Atrium” as follows:**

**ATRIUM.** An opening connecting ~~two~~ three or more stories... *{Balance remains unchanged}*

*(Reason: Accepted practice in the region based on legacy codes. Section 1019 permits unenclosed two-story stairways under certain circumstances.)*

**\*\*Section 202 Definitions: Insert; change to read as follows:**

**NIGHTCLUB** – a place of entertainment open at night, usually serving or allowing the consumption of alcoholic beverages, having a floor show, or providing music and space for dancing.

*(Reason: To clarify terminology, interpretation and enforcement; provides consistency with Fire Code)*

**\*\*\*Section 202; add amend definition of “Repair Garage” as follows:**

**REPAIR GARAGE.** A building, structure or portion thereof used for servicing or repairing motor vehicles. This occupancy shall also include garages involved in minor repair, modification and servicing of motor vehicles for items such as lube changes, inspections, windshield repair or replacement, shocks, minor part replacement and other such minor repairs.

*(Reason: The code references align with fire code.)*

**\*\*\*Section 202; amend definition of SPECIAL INSPECTOR to read as follows:**

**SPECIAL INSPECTOR.** ~~A qualified person employed or retained by an approved agency who shall prove to the satisfaction of the registered design professional in responsible charge and approved by the Building Official as having the competence necessary to inspect a particular type of construction requiring special inspection.~~

*(Reason: The registered design professional in responsible charge should be included.)*

**\*\*\*Section 202; amend definition to read as follows:**

**HIGH-RISE BUILDING.** A building with an occupied floor located more than ~~75~~ 55 feet (~~22,860 mm~~) (16,764 mm) above the lowest level of fire department vehicle access.

*(Reason: To define high-rise, as it influences sprinkler requirement thresholds based on the firefighting capabilities of a jurisdiction.)*

**\*\*\*Section 303.1.3; add a sentence to read as follows:**

**303.1.3 Associated with Group E occupancies.** ~~A room or space used for assembly purposes that is associated with a Group E occupancy is not considered a separate occupancy, except when applying the assembly requirements of Chapters 10 and 11.~~

*(Reason: To clarify that egress and accessibility requirements are applicable for assembly areas, i.e. cafeteria, auditoriums, etc.)*

**\*\*\*Section 304.1; add the following to the list of occupancies:**

Fire stations  
Police stations with detention facilities for 5 or less



(Reason: Consistent with regional practice dating back to the legacy codes.)

---

**\*\*\*Section 307.1.1; add the following sentence to Exception 4:**

4. Cleaning establishments... {Text unchanged} ...with Section 707 or 1-hour horizontal assemblies constructed in accordance with Section 711 or both. See also IFC Chapter 21, Dry Cleaning Plant provisions.

(Reason: To call attention to detailed requirements in the Fire Code.)

---

**\*\*\*Section 403.1, Exception 3; change to read as follows:**

3. The open-air portion of a building {remainder unchanged}

(Reason: To clarify enclosed portions are not exempt.)

---

~~\*\*\*Section 403.3, Exception; delete item 2.~~

~~(Reason: To provide adequate fire protection to enclosed areas.)~~

---

**\*\*\*Section 403.3.2; change to read as follows:**

**[F] 403.3.2 Water supply to required fire pumps.** In buildings that are more than 420 ~~250 feet (76.20 m)~~ in building height, required fire pumps shall be supplied by connections to no fewer than two water mains located in different streets. Separate supply piping shall be provided between each connection to the water main and the pumps. Each connection and the supply piping between the connection and the pumps shall be sized to supply the flow and pressure required for the pumps to operate.

**Exception:** {No change to exception}

(Reason: The 2009 edition of the IFC added this requirement based on a need for redundancy of the water supply similar to the redundancy of the power supply to the fire pumps required for such tall buildings, partially due to the fact that these buildings are rarely fully evacuated in a fire event. More commonly, the alarm activates on the floor of the event, the floor above and the floor below. Back-up power to the fire pump becomes critical for this reason. Certainly, the power is pointless if the water supply is impaired for any reason, so a similar requirement is provided here for redundant water supplies. The 2015 edition changed the requirement to only apply to very tall buildings over 420 ft. This amendment modifies/lowers the requirement to 250 ft., based on this same height requirement for fire service access elevators. Again, the language from the 2009 and 2012 editions of the code applied to any high-rise building. This compromise at 120 ft. is based on the above technical justification of defend-in-place scenarios in fire incidents in such tall structures.)

---

**\*\*\*Section 404.5; delete Exception.**

(Reason: Consistent with amended atrium definition.)

---

**\*\*\*Section 406.3.3.1 Carport separation; add sentence to read as follows:**

**406.3.3.1 Carport separation.** A fire separation is not required between a Group ~~R-3~~ R-2 and U carport, provided that the carport is entirely open on ~~two or more~~ all sides and ~~there are not enclosed areas above.~~ that the distance between the two is at least 10 feet (3048 mm).

(Reason: Simplifies the fire separation distance and eliminates the need to obtain opening information on existing buildings when adding carports in existing apartment complexes. Consistent with legacy codes in effect in region for years and no record of problems with car fires spreading to apartments as a result.)

---

~~\*\*\*Table 506.2; delete sentence from table~~

- ~~I. The maximum allowable area for a single-story non-sprinklered Group U greenhouse is permitted to be 9000 square feet or the allowable area shall be permitted to comply with Table C102.1 of Appendix C.~~

~~(Reason: To eliminate the need for Appendix C adoption and remain consistent with 6000 sq. ft. sprinklering provision.)~~

---

**\*\*\*Section 506.3.1; add sentence to read as follows:**

**506.3.1 Minimum percentage of perimeter.** {Existing text remains}

In order to be considered as accessible, if not in direct contact with a street or fire lane, a minimum 10-foot wide pathway meeting fire department access from the street or approved fire lane shall be provided.

*(Reason: To define what is considered accessible. Consistent with regional amendment to IFC 504.1.)*

---

**\*\*\*Section 602.1.1; add sentence to read as follows:**

**602.1.1 Minimum Requirements.** {Existing text to remain}

Where a building contains more than one distinct type of construction, the building shall comply with the most restrictive area, height, and stories, for the lesser type of construction or be separated by fire walls.

*(Reason: To create definite language that requires separation between dissimilar building types.)*

---

**\*\*\*Section 708.4.2; change sentence to read as follows:**

**708.4.2 Fireblocks and draftstops in combustible construction.** {Body of text unchanged}

**Exceptions:**

1. Buildings equipped with an automatic sprinkler system installed throughout in accordance with Section 903.3.1.1, or in accordance with Section 903.3.1.2 provided that sprinkler protection is provided in the space between the top of the fire partition and the underside of the floor or roof sheathing, deck or slab above as required for systems complying with Section 903.3.1.1. Portions of buildings containing concealed spaces filled with noncombustible insulation as permitted for sprinkler omission shall not apply to this exception for draftstopping. {Remainder unchanged}

*(Reason: The most common exception used to eliminate the need for sprinklers in concealed spaces of combustible construction is to fill the space with noncombustible insulation. This exception was changed in 2010 to permit a 2-inch air gap at the top of the filled space. A space compliant with the permitted omission above would allow hot gas and smoke to spread unimpeded throughout a building not provided with draftstopping. For this reason, omission of sprinklers permitted in accordance with NFPA 13 referenced standard should not be permitted with IBC exception requiring draftstopping in combustible construction.)*

---

**\*\*\*Section 718.3; change sentence to read as follows:**

**718.3 Draftstopping in floors.** {Body of text unchanged}

**Exceptions:** Buildings equipped throughout with an automatic sprinkler system in accordance with Section 903.3.1.1. and provided that in combustible construction, sprinkler protection is provided in the floor space.

*(Reason: To remain consistent with changes in 708.4.2 code.)*

---

**\*\*\*Section 718.4; change sentence to read as follows:**

**718.4 Draftstopping in attics.** {Body of text unchanged}

**Exceptions:** Buildings equipped throughout with an automatic sprinkler system in accordance with Section 903.3.1.1 and provided that in combustible construction, sprinkler protection is provided in the attic space.

*(Reason: To remain consistent with changes in 708.4.2 code.)*

---

**\*\*\*Section 901.6.1; add Section 901.6.1.1 to read as follows:**

**901.6.1.1 Standpipe Testing.** Building owners/managers must maintain and test standpipe systems as per NFPA 25 requirements. The following additional requirements shall be applied to the testing that is required every 5 years:

1. The piping between the Fire Department Connection (FDC) and the standpipe shall be backflushed or inspected by approved camera when foreign material is present or when caps are missing, and also hydrostatically tested for all FDC's on any type of standpipe system. Hydrostatic testing shall also be conducted in accordance with NFPA 25 requirements for the different types of standpipe systems.
2. For any manual (dry or wet) standpipe system not having an automatic water supply capable of flowing water through the standpipe, the tester shall connect hose from a fire hydrant or portable pumping system (as approved by the Fire Code Official) to each FDC, and flow water through the standpipe system to the roof outlet to verify that each inlet connection functions properly. Confirm that there are no open hose valves prior to introducing water into a dry standpipe. There is no required pressure criteria at the outlet. Verify that check valves function properly and that there are no closed control valves on the system.
3. Any pressure relief, reducing, or control valves shall be tested in accordance with the requirements of NFPA 25. All hose valves shall be exercised.
4. If the FDC is not already provided with approved caps, the contractor shall install such caps for all FDC's as required by the Fire Code Official.
5. Upon successful completion of standpipe test, place a blue tag (as per Texas Administrative Code, Fire Sprinkler Rules for Inspection, Test and Maintenance Service (ITM) Tag) at the bottom of each standpipe riser in the building. The tag shall be check-marked as "Fifth Year" for Type of ITM, and the note on the back of the tag shall read "5 Year Standpipe Test" at a minimum.
6. The procedures required by Texas Administrative Code Fire Sprinkler Rules with regard to Yellow Tags and Red Tags or any deficiencies noted during the testing, including the required notification of the local Authority Having Jurisdiction (Fire Code Official) shall be followed.
7. Additionally, records of the testing shall be maintained by the owner and contractor, if applicable, as required by the State Rules mentioned above and NFPA 25.
8. Standpipe system tests where water will be flowed external to the building shall not be conducted during freezing conditions or during the day prior to expected nighttime freezing conditions.
9. Contact the Fire Code Official for requests to remove existing fire hose from Class II and III standpipe systems where employees are not trained in the utilization of this firefighting equipment. All standpipe hose valves must remain in place and be provided with an approved cap and chain when approval is given to remove hose by the Fire Code Official.

*(Reason: Increases the reliability of the fire protection system and re-emphasizes the requirements of NFPA 25 relative to standpipe systems, as well as ensuring that FDC connections are similarly tested/maintained to ensure operation in an emergency incident.)*

---

**\*\*\*Section 903.1.1; change to read as follows:**

~~**903.1.1 Alternative Protection.** Alternative automatic fire-extinguishing systems complying with Section 904 shall be permitted instead of in addition to automatic sprinkler protection where recognized by the applicable standard and, or as approved by the Fire Code Official.~~

~~*(Reason: Such alternative systems do not provide the reliability of automatic sprinkler protection. Most gaseous type systems are highly susceptible to open doors, ceiling or floor tile removal, etc. However, an applicant could pursue an Alternate Method request to help mitigate the reliability issues with these alternative systems with the fire code official if so desired, or there may be circumstances in which the fire code official is acceptable to allowing an alternate system in lieu of sprinklers, such as kitchen hoods or paint booths.)*~~

---



**\*\*\*Section 903.2; add paragraph to read as follows: ~~and delete the exception:~~**

**903.2 Where required.** *{Existing text unchanged}*

Automatic sprinklers shall not be installed in elevator machine rooms, elevator machine spaces, and elevator hoistways, other than pits where such sprinklers would not necessitate shunt trip requirements under any circumstances. Storage shall not be allowed within the elevator machine room. Signage shall be provided at the entry doors to the elevator machine room indicating "ELEVATOR MACHINERY – NO STORAGE ALLOWED."

*(Reason: Firefighter and public safety. This amendment eliminates the shunt trip requirement of the International Building Code Section 3005.5 for the purpose of elevator passenger and firefighter safety. This amendment is contingent on the Building Code amendment eliminating the Exceptions to Section 3005.4, such that passive fire barriers for these areas are maintained. The exception deletion is due to the fact that such telecom areas pose an undue fire risk to the structural integrity of the building.)*

**\*\*\*Section 903.2.9; add Section 903.2.9.3 to read as follows:**

~~**903.2.9.3 Self-Service Storage Facility.** An automatic sprinkler system shall be installed throughout all self-service storage facilities.~~

~~*(Reason: Fire departments are unable to inspect these commercial occupancies and are unaware of the contents being stored. Previous allowance to separate units by fire barriers is difficult to enforce maintenance after opening.)*~~

**\*\*\*Section 903.2.11; change 903.2.11.3 and add 903.2.11.7 and 903.2.11.8, ~~and 903.2.11.9~~ as follows:**

**903.2.11.3 Buildings 55 Feet or more in Height.** An automatic sprinkler system shall be installed throughout buildings that have one or more stories ~~with an occupant load of 30 or more, other than penthouses~~ in compliance with Section 1510 of the International Building Code, located 55 feet (16 764 mm) or more above the lowest level of fire department vehicle access, measured to the finished floor.

**Exceptions:**

1. Open parking structures in compliance with Section 406.5 of the International Building Code, having no other occupancies above the subject garage.
2. Occupancies in Group F-2.

**903.2.11.7 High-Piled Combustible Storage.** For any building with a clear height exceeding 12 feet (4,572 mm), see Chapter 32 to determine if those provisions apply.

**903.2.11.8 Spray Booths and Spray Rooms.** New and existing spray booths and spraying rooms shall be protected by an approved automatic fire-extinguishing system. ~~Existing spray booths or spray rooms that are not already equipped with an approved automatic fire suppression system will be required to come into compliance by January 1, 2023.~~

~~**903.2.11.9 Buildings Over 6,000 sq. ft.** An automatic sprinkler system shall be installed throughout all buildings with a building area 6,000 sq. ft. or greater and in all existing buildings that are enlarged to be 6,000 sq. ft. or greater. For the purpose of this provision, fire walls shall not define separate buildings.~~

**Exception:** Open parking garages in compliance with Section 406.5 of the International Building Code.

*(Reason: Provides jurisdictions options as to their desired level of sprinkler protection based on multiple factors including firefighting philosophies/capabilities.)*

**\*\*\*Section 903.3.1.1.1; change to read as follows:**

**903.3.1.1.1 Exempt Locations.** When approved by the Fire Code Official, automatic sprinklers shall not be required in the following rooms or areas where such ... *{text unchanged}* ... because it is damp, of fire-resistance-rated construction or contains electrical equipment.

1. Any room where the application of water, or flame and water, constitutes a serious life or fire hazard.
2. Any room or space where sprinklers are considered undesirable because of the nature of the contents, when approved by the fire code official.
3. Generator and transformer rooms, under the direct control of a public utility, separated from the remainder of the building by walls and floor/ceiling or roof/ceiling assemblies having a fire-resistance rating of not less than 2 hours.
4. ~~In rooms or areas that are of noncombustible construction with wholly noncombustible contents.~~
5. Fire service access Elevator machine rooms, and machinery spaces, and hoistways, other than pits where such sprinklers would not necessitate shunt trip requirements under any circumstances.
6. *{Delete}*

*(Reason: Gives clarification. Exception 4 deleted to provide protection where fire risks are poorly addressed. Amendment 903.2 addresses Exception 5 above relative to the elimination of sprinkler protection in these areas to avoid the shunt trip requirement.)*

---

**\*\*\*Section 903.3.1.2.3; delete sections and replace as follows:**

~~**[F] Section 903.3.1.2.3 Attached Garages and Attics.** Sprinkler protection is required in attached garages, and in the following attic spaces:~~

- ~~1. *{Remainder of text unchanged}*~~
- ~~2. *{Remainder of text unchanged}*~~
- ~~3. Attic spaces of buildings that are two or more stories in height above grade plane or above the lowest level of fire department vehicle access.~~
- ~~4. Group R-4, Condition 2 occupancy attics not required by Item 1 or 3 to have sprinklers shall comply with one of the following:  
*{Remainder of text unchanged}*~~

~~*(Reason: Attic protection is required due to issues with fire exposure via soffit vents, as well as firefighter safety. Several jurisdictions indicated experience with un-protected attic fires resulting in displacement of all building occupants. NFPA 13 provides for applicable attic sprinkler protection requirements, as well as exemptions to such, based on noncombustible construction, etc. Attached garages already require sprinklers via NFPA 13R — this amendment just re-emphasizes the requirement.)*~~

---

**\*\*\*Section 903.3.1.3; change to read as follows:**

**903.3.1.3 NFPA 13D Sprinkler Systems.** Automatic sprinkler systems installed in one- and two-family dwellings; Group R-3; Group R-4, Condition 1; and townhouses shall be permitted to be installed throughout in accordance with NFPA 13D or in accordance with state law.

*(Reason: To allow the use of the Plumbing section of the International Residential Code (IRC) and recognize current state stipulations in this regard.)*

---

**\*\*\*Section 903.3.1.4; add to read as follows:**

**[F] 903.3.1.4 Freeze protection.** Freeze protection systems for automatic fire sprinkler systems shall be in accordance with the requirements of the applicable referenced NFPA standard and this section.

**903.3.1.4.1 Attics.** Only dry pipe, preaction, or listed antifreeze automatic fire sprinkler systems shall be allowed to protect attic spaces.

**Exception:** Wet-pipe fire sprinkler systems shall be allowed to protect non-ventilated attic spaces where:

1. The attic sprinklers are supplied by a separate floor control valve assembly to allow ease of draining the attic system without impairing sprinklers throughout the rest of the building, and
2. Adequate heat shall be provided for freeze protection as per the applicable referenced NFPA standard, and
3. The attic space is a part of the building's thermal, or heat, envelope, such that insulation is provided at the roof deck, rather than at the ceiling level.

**903.3.1.4.2 Heat trace/insulation.** Heat trace/insulation shall only be allowed where approved by the Fire Code Official for small sections of large diameter water-filled pipe.

*(Reason: In the last few years, severe winters brought to light several issues with current practices for sprinkling attics, not the least of which was wet-pipe sprinklers in ventilated attics provided with space heaters, etc. for freeze protection of such piping. This practice is not acceptable for the protection of water-filled piping in a ventilated attic space as it does not provide a reliable means of maintaining the minimum 40 degrees required by NFPA, wastes energy, and presents a potential ignition source to the attic space. Listed antifreeze is specifically included because NFPA currently allows such even though there is no currently listed antifreeze at the time of development of these amendments. The intent of this amendment is to help reduce the large number of freeze breaks that have occurred in the past with water-filled wet-pipe sprinkler systems in the future, most specifically in attic spaces.)*

---

**\*\*\*Section 903.3.5; add a second paragraph to read as follows:**

Water supply as required for such systems shall be provided in conformance with the supply requirements of the respective standards; however, every water-based fire protection system shall be designed with a 10 psi safety factor. Reference Section 507.4 for additional design requirements.

*(Reason: To define uniform safety factor for the region.)*

---

**\*\*\*Section 903.4; add a second paragraph after the exceptions to read as follows:**

Sprinkler and standpipe system water-flow detectors shall be provided for each floor tap to the sprinkler system and shall cause an alarm upon detection of water flow for more than 45 seconds. All control valves in the sprinkler and standpipe systems except for fire department hose connection valves shall be electrically supervised to initiate a supervisory signal at the central station upon tampering.

*(Reason: To avoid significant water losses. Consistent with amendment to IFC 905.9.)*

---

**\*\*\*Section 903.4.2; add second paragraph to read as follows:**

The alarm device required on the exterior of the building shall be a weatherproof horn/strobe notification appliance with a minimum 75 candela strobe rating, installed as close as practicable to the fire department connection.

*(Reason: Fire department connections are not always located at the riser; this allows the fire department faster access.)*

---

**\*\*\*Section 905.2; change to read as follows:**

**905.2 Installation Standard.** Standpipe systems shall be installed in accordance with this section and NFPA 14. Fire department connections for standpipe systems shall be in accordance with Section 912. Manual dry standpipe systems shall be supervised with a minimum of 10 psig and a maximum of 40 psig air pressure with a high/low alarm.

*(Reason: To define manual dry standpipe supervision requirements. Helps ensure the integrity of the standpipe system via supervision, such that open hose valves will result in a supervisory low air alarm.)*

---

**\*\*\*Section 905.3; add Section 905.3.9 and exception to read as follows:**

**905.3.9 Buildings Exceeding ~~40,000~~ 12,000 sq. ft.** In buildings exceeding ~~40,000~~ 12,000 square feet (1,115 m<sup>2</sup>) in area per story and where any portion of the building's interior area is more than 200 feet (60,960 mm) of travel, vertically and horizontally, from the nearest point of fire department vehicle access, Class I automatic wet or manual wet standpipes shall be provided.

**Exceptions:**

1. Automatic dry, semi-automatic dry, and manual dry standpipes are allowed as provided for in NFPA 14 where approved by the Fire Code Official.
2. R-2 occupancies of four stories or less in height having no interior corridors.

*(Reason: Allows for the rapid deployment of hose lines to the body of the fire. Manual dry option added this edition.)*

---

**\*\*\*Section 905.4, change items 1, 3, and 5, and add item 7 to read as follows:**

1. In every required interior exit stairway, a hose connection shall be provided for each story above and below grade plane. Hose connections shall be located at the main floor landing between stories, unless otherwise approved by the Fire Code Official.
2. {Remainder of text unchanged}
3. In every exit passageway, at the entrance from the exit passageway to other areas of a building.

**Exception:** Where floor areas adjacent to an exit passageway are reachable from an interior exit stairway hose connection by a {Remainder of text unchanged}

4. {Remainder of text unchanged}
5. Where the roof has a slope less than four units vertical in 12 units horizontal (33.3-percent slope), each standpipe shall be provided with a two-way a-hose connection shall be located to serve the roof or at the highest landing of an interior exit stairway with stair access to the roof provided in accordance with Section 1011.12.
6. {Remainder of text unchanged}
7. When required by this Chapter, standpipe connections shall be placed adjacent to all required exits to the structure and at two hundred feet (200') intervals along major corridors thereafter, or as otherwise approved by the Fire Code Official.

*(Reason: Item 1, 3, and 5 amendments to remove 'interior' will help to clarify that such connections are required for all 'exit' stairways, to ensure firefighter capabilities are not diminished in these tall buildings, simply because the stair is on the exterior of the building. Item 5 reduces the amount of pressure required to facilitate testing and provides backup protection for fire fighter safety. Item 7 allows for the rapid deployment of hose lines to the body of the fire.)*

---

**\*\*\*Section 905.9; add a second paragraph after the exceptions to read as follows:**

Sprinkler and standpipe system water-flow detectors shall be provided for each floor tap to the sprinkler system and shall cause an alarm upon detection of water flow for more than 45 seconds. All control valves in the sprinkler and standpipe systems except for fire department hose connection valves shall be electrically supervised to initiate a supervisory signal at the central station upon tampering.

*(Reason: To avoid significant water losses. Consistent with amendment to IFC 903.4.)*

---

**\*\*Section 907.1; add Section 907.1.4 to read as follows:**

**907.1.4 Design Standards.** Where a new fire alarm system is installed, the devices shall be addressable. Fire alarm systems utilizing more than 20 smoke detectors shall have analog initiating devices. Where a new fire alarm system is installed with more than 20 initiating devices, the devices shall be addressable type devices.

*(Reason: Provides for the ability of descriptive identification of alarms and reduces need for panel replacement in the future. Updated wording to match the language of the new requirement at 907.5.2.3. Change of terminology allows for reference back to definitions of NFPA 72.)*

---

**\*\*Section 907.2.1; change to read as follows:**

**907.2.1 Group A.** A manual fire alarm system that activates the occupant notification system in accordance with Section 907.5 shall be installed in Group A occupancies ~~where the~~ having an occupant load due to the assembly occupancy is of 300 or more persons, or where the Group A occupant load is more than 100 persons above or below the lowest level of exit discharge. Group A occupancies not separated from one another in accordance with Section 707.3.10 of the International Building Code shall be considered as a single occupancy for the purposes of applying this section. Portions of Group E occupancies occupied for assembly purposes shall be provided with a fire alarm system as required for the Group E occupancy.

**Exception:** *{Remainder of text unchanged}*

Activation of fire alarm notification appliances shall:

1. Cause illumination of the means of egress with light of not less than 1 foot-candle (11 lux) at the walking surface level, and
2. Stop any conflicting or confusing sounds and visual distractions.
3. Activation of a pre-recorded message clearly audible throughout the building when occupant load is over 1,000 people.

*(Reason: Increases the requirement to be consistent with Group B requirement. Also addresses issue found in Group A occupancies of reduced lighting levels and other A/V equipment that distracts from fire alarm notification devices or reduces ability of fire alarm system to notify occupants of the emergency condition.)*

---

**\*\*\*Section 907.2.3; change to read as follows:**

**907.2.3 Group E.** A manual fire alarm system that initiates the occupant notification signal utilizing an emergency voice/alarm communication system meeting the requirements of Section 907.5.2.2 and installed in accordance with Section 907.6 shall be installed in Group E educational occupancies. When automatic sprinkler systems or smoke detectors are installed, such systems or detectors shall be connected to the building fire alarm system. An approved smoke detection system shall be installed in Group E day care occupancies. Unless separated by a minimum of 100' open space, all buildings, whether portable buildings or the main building, will be considered one building for alarm occupant load consideration and interconnection of alarm systems.

**Exceptions:**

1. *{Remainder of text unchanged}*
  - 1.1. Residential In-Home day care with not more than 12 children may use interconnected single station detectors in all habitable rooms. (For care of more than five children 2 1/2 or less years of age, see Section 907.2.6.) *{No change to remainder of exceptions}*

*(Reason: To distinguish educational from day care occupancy minimum protection requirements. Further, to define threshold at which portable buildings are considered a separate building for the purposes of alarm systems. Exceptions provide consistency with State law concerning such occupancies.)*

---

**\*\*\*Section 907.2.12, Exception 3; change to read as follows:**



3. Open air portions of buildings with an occupancy in Group A-5 in accordance with Section 303.1 of the International Building Code; however, this exception does not apply to accessory uses including but not limited to sky boxes, restaurants, and similarly enclosed areas.

*(Reason: To indicate that enclosed areas within open air seating type occupancies are not exempted from automatic fire alarm system requirements.)*

---

**\*\*\*Section 907.4.2; add Section 907.4.2.7 to read as follows:**

**907.4.2.7 Type.** Manual alarm initiating devices shall be an approved double action type.

*(Reason: Helps to reduce false alarms.)*

---

~~**\*\*\*Section 907.6.1; add Section 907.6.1.1 to read as follows:**~~

~~**907.6.1.1 Wiring Installation.** All fire alarm systems shall be installed in such a manner that a failure of any single initiating device or single open in an initiating circuit conductor will not interfere with the normal operation of other such devices. All signaling line circuits (SLC) shall be installed in such a way that a single open will not interfere with the operation of any addressable devices (Class A). Outgoing and return SLC conductors shall be installed in accordance with NFPA 72 requirements for Class A circuits and shall have a minimum of four feet separation horizontal and one foot vertical between supply and return circuit conductors. The initiating device circuit (IDC) from a signaling line circuit interface device may be wired Class B, provided the distance from the interface device to the initiating device is ten feet or less.~~

~~*(Reason: To provide uniformity in system specifications and guidance to design engineers. Improves reliability of fire alarm devices and systems.)*~~

---

~~**\*\*\*Section 907.6.3; delete all four Exceptions.**~~

~~*(Reason: To assist responding personnel in locating the emergency event for all fire alarm systems.)*~~

---

**\*\*\*Section 907.6.6; add sentence at end of paragraph to read as follows:**

See 907.6.3 for the required information transmitted to the supervising station.

*(Reason: To assist responding personnel in locating the emergency event for all fire alarm systems.)*

---

**\*\*Section 910.2; change Exception 2 and 3 to read as follows:**

2. Only manual smoke and heat removal shall not be required in areas of buildings equipped with early suppression fast-response (ESFR) sprinklers. Automatic smoke and heat removal is prohibited.
3. Only manual smoke and heat removal shall not be required in areas of buildings equipped with control mode special application sprinklers with a response time index of  $50(m^*S)^{1/2}$  or less that are listed to control a fire in stored commodities with 12 or fewer sprinklers. Automatic smoke and heat removal is prohibited.

*(Reason: Allows the fire department to control the smoke and heat during and after a fire event, while still prohibiting such systems from being automatically activated, which is a potential detriment to the particular sprinkler systems indicated.)*

---

**\*\*\*Section 910.2; add subsections 910.2.3 with exceptions to read as follows:**

**910.2.3 Group H.** Buildings and portions thereof used as a Group H occupancy as follows:

1. In occupancies classified as Group H-2 or H-3, any of which are more than ~~45,000~~ 12,000 square feet (~~4,394~~ 1,115 m<sup>2</sup>) in single floor area.

**Exception:** Buildings of noncombustible construction containing only noncombustible materials.

2. In areas of buildings in Group H used for storing Class 2, 3, and 4 liquid and solid oxidizers, Class 1 and unclassified detonable organic peroxides, Class 3 and 4 unstable (reactive) materials, or Class 2 or 3 water-reactive materials as required for a high-hazard commodity classification.

**Exception:** Buildings of noncombustible construction containing only noncombustible materials.

*(Reason: Maintains a fire protection device utilized in such occupancies where it is sometimes necessary to allow chemicals to burn out, rather than extinguish.)*

---

**\*\*\*Section 910.3; add section 910.3.4 to read as follows:**

**910.3.4 Vent Operation.** Smoke and heat vents shall be capable of being operated by approved automatic and manual means. Automatic operation of smoke and heat vents shall conform to the provisions of Sections 910.3.2.1 through 910.3.2.3.

**910.3.4.1 Sprinklered buildings.** Where installed in buildings equipped with an approved automatic sprinkler system, smoke and heat vents shall be designed to operate automatically. The automatic operating mechanism of the smoke and heat vents shall operate at a temperature rating at least 100 degrees F (approximately 38 degrees Celsius) greater than the temperature rating of the sprinklers installed.

**Exception:** Manual only systems per Section 910.2.

**910.3.4.2 Nonsprinklered Buildings.** Where installed in buildings not equipped with an approved automatic sprinkler system, smoke and heat vents shall operate automatically by actuation of a heat-responsive device rated at between 100°F (56°C) and 220°F (122°C) above ambient.

**Exception:** Listed gravity-operated drop out vents.

*(Reason: Amendment continues to keep applicable wording from prior to the 2012 edition of the IFC. Specifically, automatic activation criteria is no longer specifically required in the published code. Specifying a temperature range at which smoke and heat vents should activate in sprinklered buildings helps to ensure that the sprinkler system has an opportunity to activate and control the fire prior to vent operation.)*

---

**\*\*\*Section 910.4.3.1; change to read as follows:**

**910.4.3.1 Makeup Air.** Makeup air openings shall be provided within 6 feet (1829 mm) of the floor level. Operation of makeup air openings shall be manual or automatic. The minimum gross area of makeup air inlets shall be 8 square feet per 1,000 cubic feet per minute (0.74 m<sup>2</sup> per 0.4719 m<sup>3</sup>/s) of smoke exhaust.

*(Reason: Makeup air has been required to be automatic for several years now in this region when mechanical smoke exhaust systems are proposed. This allows such systems to be activated from the smoke control panel by first responders without having to physically go around the exterior of the building opening doors manually. Such requires a significant number of first responders on scene to conduct this operation and significantly delays activation and/or capability of the smoke exhaust system.)*

---

**\*\*\*Section 912.2; add Section 912.2.3 to read as follows:**

**912.2.3 Hydrant Distance.** An approved fire hydrant shall be located within 100 feet of the fire department connection as the fire hose lays along an unobstructed path. The fire department connection shall be located within 100 feet of an approved fire hydrant as the fire hose lays along an approved unobstructed path.

*(Reason: To accommodate limited hose lengths, improve response times where the FDC is needed to achieve fire control, and improve ease of locating a fire hydrant in those situations also. Also, consistent with NFPA 14 criteria.)*

---

**\*\*\*Section 913.2.1; add Section 913.2.1.1 and exception to read as follows:**

**913.2.1.1 Fire Pump Room Access.** When located on the ground level at an exterior wall, the fire pump room shall be provided with an exterior fire department access door that is not less than 3 ft. in width and 6 ft. – 8 in. in height, regardless of any interior doors that are provided. A key box shall be provided at this door, as required by IFC Section 506.1.

**Exception:** When it is necessary to locate the fire pump room on other levels or not at an exterior wall, the corridor leading to the fire pump room access from the exterior of the building shall be provided with equivalent fire resistance as that required for the pump room, or as approved by the Fire Code Official. Access keys shall be provided in the key box as required by IFC Section 506.1.

*(Reason: This requirement allows fire fighters safer access to the fire pump room. The requirement allows access without being required to enter the building and locate the fire pump room interior access door during a fire event. The exception recognizes that this will not always be a feasible design scenario for some buildings, and as such, provides an acceptable alternative to protect the pathway to the fire pump room.)*

---

**\*\*\*Section 1006.2.2.7; add Section 1006.2.2.7 as follows:**

**1006.2.2.7 Electrical Rooms.** For electrical rooms, special exiting requirements may apply. Reference the electrical code as adopted.

*(Reason: Cross reference necessary for coordination with the NEC which has exiting requirements as well.)*

---

**\*\*\*Section 1009.8; add the following Exception 7:**

**1009.8 Two Way Communication.** A two-way communication system complying with Sections 1009.8.1 and 1009.8.2 shall be provided at the landing serving each elevator required to be accessible on each accessible floor that is one or more stories above or below the level of exit discharge.

**Exceptions:**

7. Buildings regulated under State Law and built in accordance with State registered plans, including variances or waivers granted by the State, shall be deemed to be in compliance with the requirements of Section 1009 and chapter 11.

*(Reason: To accommodate buildings regulated under Texas State Law and to be consistent with amendments in Chapter 11.)*

---

**\*\*\*Section 1010.1.9.5 Bolt Locks; amend exceptions 3 and 4 as follows:**

**Exceptions:**

3. Where a pair of doors serves an occupant load of less than 50 persons in a Group B, F, M or S occupancy. {Remainder of text unchanged}
4. Where a pair of doors serves a Group A, B, F, M or S occupancy {Remainder of text unchanged}

*(Reason: Application to M occupancies reflects regional practice; No. 4 expanded to Group A due to it being a similar scenario to other uses; No. 4 was regional practice.)*

---

**\*\*\*Section 1020.1 Construction; add exception 6 to read as follows:**

6. In group B occupancies, corridor walls and ceilings need not be of fire-resistive construction within a single tenant space when the space is equipped with approved automatic smoke-detection within the corridor. The actuation of any detector must activate self-annunciating alarms audible in all areas within the corridor. Smoke detectors must be connected to an approved automatic fire alarm system where such system is provided.

*(Reason: Regionally accepted alternate method.)*

---

**~~\*\*\*Section 1029.1.1.1 Spaces under grandstands and bleachers; delete this section.~~**

~~(Reason: Unenforceable.)~~

**\*\*\*Section 1101.1 Scope; add exception to Section 1101.1 as follows:**

**Exception:** Components of projects regulated by and registered with Architectural Barriers Division of Texas Department of Licensing and Regulation shall be deemed to be in compliance with the requirements of this chapter.

*(Reason: To accommodate buildings regulated under state law. Further clarified in 2015 to mean components that are specifically addressed by TDLR shall be exempt.)*

**\*\*Section 1503.4.4; Add subsection; change to read as follows:**

**1503.4.4 Drainage across adjacent properties:** No roof drainage or surface drainage shall drain onto adjacent properties except where an engineered drainage plan calls for drainage across properties, and the appropriate drainage easements have been recorded in the deed records, and the necessary physical measures for protection of the adjacent properties have been installed.

*(Reason: To provide requirements to prevent unauthorized drainage across adjacent property lines)*

**\*\*Section 1507.8.1 change to read as follows:**

**1507.8.1 Deck requirements.** Wood shingles shall be used only on solid ~~or spaced~~ sheathing. ~~Where spaced sheathing is used, sheathing boards shall not be less than 1-inch by 4-inch (25mm by 102 mm) nominal dimensions and shall be spaced on centers equal to the weather exposure to coincide with the placement of fasteners.~~

*(Reason: Due to the wind and blowing snow in the Panhandle, there is greater potential for wind driven snow blows between the shingles and into the attic area.)*

**\*\*Section 1507.9.1; change to read as follows:**

**1507.9.1 Deck requirements.** Wood shakes shall be used only on solid ~~or spaced~~ sheathing. ~~Where spaced sheathing is used, sheathing boards shall not be less than 1-inch by 4-inch (25mm by 102 mm) nominal dimensions and shall be spaced on centers equal to the weather exposure to coincide with the placement of fasteners. Where 1-inch by 4-inch (25 mm by 102 mm) spaced sheathing is installed at 10 inches (254 mm) on center, additional 1-inch by 4-inch (25 mm by 102 mm) boards shall be installed between the sheathing boards.~~

*(Reason: Due to the wind and blowing snow in the Panhandle, wind driven snow blows between the shingles and into the attic area.)*

**\*\*Table 1507.9.6 amended as follows:**

**TABLE 1507.9.6 WOOD SHAKE MATERIAL REQUIREMENTS**

<b>MATERIAL</b>	<b>MINIMUM GRADES</b>	<b>APPLICABLE GRADING RULES</b>
Wood shakes of naturally durable wood	1	Cedar Shake and Shingle Bureau
Taper sawn shakes and shingles of naturally durable wood	1 <del>or</del> 2	Cedar Shake and Shingle Bureau
Preservative-treated shakes and shingles of naturally durable wood	1	Cedar Shake and Shingle Bureau
Fire-retardant-treated shakes of naturally durable wood	1	Cedar Shake and Shingle Bureau
Preservative-treated taper sawn shakes of Southern pine treated in accordance with AWPAs Standard U1 (Commodity Specification A, Use Category 3B and section 5.6)	1 or 2	Forest Products Laboratory of the Texas Forest Services

(Reason: modified for local blowing snow conditions)

**\*\*Section 1511.1; clarification; change to read as follows:**

**1511.1 General.** Materials and methods of application used for re-covering or replacing an existing roof covering shall comply with the requirements of Chapter 9, including but not limited to decking, flashing, and ventilation.

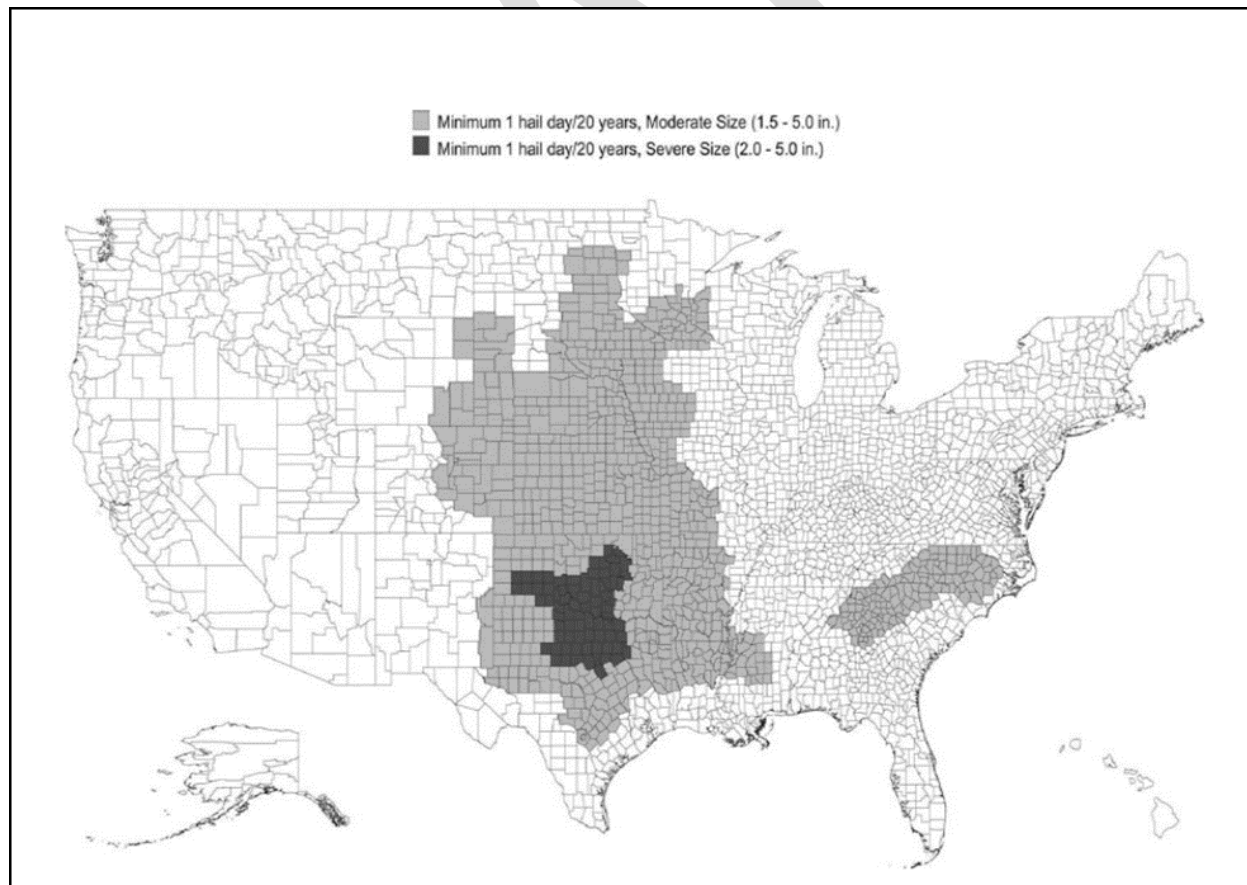
(Reason: Due to national insurance companies' failure to interpret reroofing roofing requirements are the same as new.)

**\*\*Section 1511.3.1.1; insert Figure 1511.3.1.1; change to read as follows:**

**1511.3.1.1 Exceptions.** A roof recover shall not be permitted where any of the following conditions occur:

1. Where the existing roof or roof covering is water-soaked or has deteriorated to the point that the existing roof or roof covering is not adequate as a base for additional roofing.
2. Where the existing roof covering is wood shake, slate, clay, cement or asbestos-cement tile.
3. Where the existing roof has two or more applications of any type of roof covering.
4. For asphalt shingles, when the building is located in an area subject to moderate or severe hail exposure according to Figure 1511.3.1.1.

**FIGURE 1511.3.1.1 HAIL EXPOSURE MAP**





*(Reason: Due to the of weather in the Panhandle, wind and hail damage is more prone when asphalt shingles used for re-covering; contractors unable to verify if any of the decking may need to be replaced and unable to verify the flashing integrity)*

**\*\*Table 1604.1; Insert the following table as follows:**

**TABLE 1604.1 CLIMATIC AND GEOGRAPHIC DESIGN CRITERIA**

GROUND SNOW LOAD	WIND DESIGN			SEISMIC DESIGN CATEGORY	SUBJECT TO DAMAGE FROM Frost line			WINTER DESIGN TEMP	ICE BARRIER UNDERLAYMENT REQUIRED	FLOOD HAZARD	AIR FREEZING INDEX	MEAN ANNUAL TEMP	
	Speed	Topographic effects	Special wind debris zone		Wind-borne debris zone	Weathering	depth						Termite
20psf	115mph	NO	NO	NO	B	Moderate	18"	Moderate to heavy	20°	NO	AMC 4-8	311	57.2°

*(Reason: To provide a convenient method of locating local climatic and geographic design criteria)*

**\*\*\*Section 2901.1; add a sentence to read as follows:**

**[P] 2901.1 Scope.** *{Existing text to remain}* The provisions of this Chapter are meant to work in coordination with the provisions of Chapter 4 of the International Plumbing Code. Should any conflicts arise between the two chapters, the Building Official shall determine which provision applies.

*(Reason: Gives Building Official discretion.)*

**\*\*\*Section 2902.1; add a second paragraph to read as follows:**

In other than E Occupancies, the minimum number of fixtures in Table 2902.1 may be lowered, if requested in writing, by the applicant stating reasons for a reduced number and approved by the Building Official.

*(Reason: To allow flexibility for designer to consider specific occupancy needs.)*

**\*\*\*Table 2902.1; add footnote g to read as follows:**

- g. Drinking fountains are not required in M Occupancies with an occupant load of 100 or less, B Occupancies with an occupant load of 25 or less, and for dining and/or drinking establishments.

*(Reason: Adjustment meets the needs of specific occupancy types.)*

**\*\*\*Add new Section 2902.1.4 to read as follows:**

**2902.1.4 Additional fixtures for food preparation facilities.** In addition to the fixtures required in this Chapter, all food service facilities shall be provided with additional fixtures set out in this section.

**2902.1.4.1 Hand washing lavatory.** At least one hand washing lavatory shall be provided for use by employees that is accessible from food preparation, food dispensing and ware washing areas. Additional hand washing lavatories may be required based on convenience of use by employees.

**2902.1.4.2 Service sink.** In new or remodeled food service establishments, at least one service sink or one floor sink shall be provided so that it is conveniently located for the cleaning of mops or similar wet floor cleaning tool and for the disposal of mop water and similar liquid waste. The location of the service sink(s) and/or mop sink(s) shall be approved by the City of Amarillo Environmental Health Department.

*(Reason: Coordinates Health law requirements with code language for consistent regional practice.)*

**\*\*\*Section 2902; add Section 2902.1.4 to read as follows:**

**2902.1.4 Additional requirements for food establishments and vended water or ice.** Refer to City of Amarillo Ordinance No. 7703 and Chapter 8-5, Article IV, Section 8-5-21 of the Amarillo Municipal Code.

*(Reason: Coordinates with local City of Amarillo Environmental Health ordinance and requirements with code language consistent with regional practice.)*

---

**\*\*\*Section 3001.2 Emergency Elevator Communication Systems for the deaf, hard of hearing and speech impaired; delete this section.**

*(Reason: Per Elevator manufacturers input, they were not consulted prior to code approval and technology of elevator provisions as submitted are not currently available to provide this feature.)*

---

**\*\*\*Section 3002.1 Hoistway Enclosure Protection required. Add exceptions to Section 3002.1 as follows:**

**Exceptions:**

4. Elevators completely located within atriums shall not require hoistway enclosure protection.
5. Elevators in open or enclosed parking garages that serve only the parking garage, shall not require hoistway enclosure protection.

*(Reason: Provides specific Code recognition that elevators within atriums and within parking garages do not require hoistway enclosure protection. Amendment needed since specific Code language does not currently exist.)*

---

**\*\*\*Section 3005.4 Machine rooms, control rooms, machinery spaces and control spaces; delete text as follows:**

~~Elevator machine rooms, control rooms, control spaces and machinery spaces outside of but attached to a hoistway that have openings into the hoistway shall be enclosed with fire barriers constructed in accordance with Section 707 or horizontal assemblies constructed in accordance with Section 711, or both.~~

**Revise text to read:**

Elevator machine rooms, control rooms, control spaces and machinery spaces shall be enclosed with fire barriers constructed in accordance with Section 707 or horizontal assemblies constructed in accordance with Section 711, or both.

*{Remainder of text unchanged}*

*(Reason: This amendment eliminates code language to be consistent with the regional goal to require passive enclosures of these areas unless a hoistway enclosure is not required by other Code provisions. See companion change to eliminate fire sprinklers thereby eliminating shunt trip.)*

---

**\*\*\*Section 3005.4 Machine rooms, control rooms, machinery spaces and control spaces; Delete exceptions and add two new exceptions to Section 3005.4 as follows:**

**Exceptions:**

1. Elevator machine rooms, control rooms, machinery spaces and control spaces completely located within atriums shall not require enclosure protection.
2. Elevator machine rooms, control rooms, machinery spaces and control spaces in open or enclosed parking garages that serve only the parking garage, shall not require enclosure protection.

*(Reason: This amendment eliminates the Exceptions to Section 3005.4 such that passive enclosures for these areas are to be provided and maintained. The fire rating of these enclosures is permitted to be omitted by the above added exceptions where allowed by other provisions of the code such as in atriums and parking structures. See companion change to eliminate fire sprinklers to eliminate the need for shunt trip system.)*

---

**\*\*\*Section 3005.7 add a Section 3005.7 as follows:**

**3005.7 Fire Protection in Machine rooms, control rooms, machinery spaces and control spaces.**

**3005.7.1 Automatic sprinkler system.** The building shall be equipped throughout with an automatic sprinkler system in accordance with Section 903.3.1.1, except as otherwise permitted by Section 903.3.1.1.1 and as prohibited by Section 3005.7.2.1.

**3005.7.2.1 Prohibited locations.** Automatic sprinklers shall not be installed in machine rooms, elevator machinery spaces, control rooms, control spaces and elevator hoistways.

**3005.7.2.2 Sprinkler system monitoring.** The sprinkler system shall have a sprinkler control valve supervisory switch and water-flow initiating device provided for each floor that is monitored by the building's fire alarm system.

**3005.7.3 Water protection.** An approved method to prevent water from infiltrating into the hoistway enclosure from the operation of the automatic sprinkler system outside the elevator lobby shall be provided.

**3005.7.4 Shunt trip.** Means for elevator shutdown in accordance with Section 3005.5 shall not be installed.

*(Reason: Firefighter and public safety. This amendment eliminates the shunt trip requirement of the International Building Code Section 3005.5 for the purpose of elevator passenger and firefighter safety. The new section above is intended to be identical to Sections 3007.2, 3007.3, and 3007.4 for Fire Service Access Elevators and Sections 3008.2, 3008.3 and 3008.4 for Occupant Evacuation Elevators.)*

---

**\*\*\*Section 3005.8; add Section 3005.8 as follows:**

**3005.8 Storage.** Storage shall not be allowed within the elevator machine room, control room, machinery spaces and or control spaces. Provide approved signage at each entry to the above listed locations stating: "No Storage Allowed."

*(Reason: Reinforces the need to maintain space clean and free of combustibles. See companion change to eliminate fire sprinklers therein, to always require an enclosure - with IBC 3005.4 exceptions deleted - resulting in the limited need for a shunt trip system.)*

---

**\*\*\*Section 3006.2, Hoistway opening protection required; Revise text as follows:**

5. The building is a high rise and the elevator hoistway is more than ~~75 feet (22,860 mm)~~ 55 feet (16,764 mm) in height. The height of the hoistway shall be measured from the lowest floor at or above grade to the highest floors served by the hoistway."

*(Reason: 2018 IBC text does not address hoistways that are greater than 75'-0" in height that are both below grade and above grade but not located above the high rise classification nor does the IBC address hoistways wholly located above grade such as those that serve sky lobbies".)*

---

**\*\*Section 3202.2.4; Add Section; change to read as follows:**

**3202.2.4 Landscaping terraces.** Landscaping terraces may be constructed on public property when approved by the Building Official and the Director of Planning provided that:

1. The terrace does not encroach upon or impede passage along a public sidewalk;
2. The terrace is not installed so as to violate any traffic ordinance;
3. The terrace does not exceed the maximum allowed fence height; and

4. When the need arises for the repair or improvement of streets or utilities, the expense for moving the terrace shall be borne by the property owner.

*(Reason: To provide an alternative method of streetscape where approved)*

---

**\*\*Section 3301.3; Add section; change to read as follows:**

**3301.3 Site maintenance.** Each person engaged in the construction, alteration or repair of any building shall be responsible for placing all trash and debris in a container or enclosure until the trash and debris are removed from the construction lot or site, and for installing erosion control measures both as required in accordance with the City's NPDES plan. The Building Official may cause all inspections to be withheld or work stopped until:

1. The construction lot or site and adjacent properties are free of trash, debris, or unused material generated from the construction site; and
2. Until effective erosion control measures are installed.

*(Reason: To provide requirement for maintenance of work sites)*

---

**\*\*Section 3307.2; Add section; change to read as follows:**

**3307.2 Damage to public utilities.** Any damage to public utilities caused by or during construction shall be immediately replaced or repaired by the owner of the property under construction, or the contractor responsible for the damage, at the expense of the owner or responsible contractor.

*(Reason: To ensure damage to any public utility is properly repaired)*

---

**\*\*Appendix C: Group U – Agricultural Buildings; adopt with added sections; change to read as follows:**

**C101.1 Scope.** The provisions of this appendix shall apply exclusively to agricultural buildings. Such buildings shall be classified as Group U and shall include the following uses:

1. Livestock shelters or buildings, including shade structures and milking barns.
2. Poultry buildings or shelters.
3. Barns.
4. Storage of equipment and machinery used exclusively in agriculture.
5. Horticultural structures, including detached production greenhouses and crop protection shelters.
6. Sheds.
7. Grain silos.
8. Stables.
9. Kennels.

*(Reason: provides consistent standards with other requirements in the Municipal Code)*

---

**\*\*Section C105 – Special Requirements for Kennels:**

**Section C105.1 Kennels. Kennels shall comply with the following:**

1. Floors shall have a smooth, hard, nonabsorbent, corrosion-resistant surface such as concrete, ceramic tile or other approved materials. Cages with grated floors may be installed above kennel floors. Such grated floors shall be of nonabsorbent; corrosion-resistant materials, sufficient in strength and composition to safely support the animals, protect their feet and legs from injury, and not allow the accumulation of liquids.
2. Floors shall be provided with positive drainage to an approved drainage system. Drainage from a stall or cage shall not flow across or through another stall or cage. Kennel floors shall slope uniformly at a rate of not less than one-fourth (1/4) inch per foot or more than one-half (1/2) inch per foot to a gutter or floor drain. If provided, gutters shall similarly slope to a drain and have

rounded corners to facilitate cleaning. Drains complete with traps and vents shall be installed in accordance with the Plumbing Code and shall be connected to the City's sanitary sewer system or to a septic system approved by the Environmental Health Department.

3. The interior surface of kennel walls to a height of six (6) feet above the floor shall be of materials which are smooth, hard, nonabsorbent and non-corrosive. All joints and seams in interior wall surfaces and between the walls and floors shall be sealed to prevent moisture penetration and to prevent the accumulation of solids and liquids.
4. Kennels shall be provided with ventilation during such time as the building is occupied by animals by means of operable exterior openings with an area of not less than one-twentieth (1/20) of the floor area, or shall be provided with a mechanically operated exhaust system capable of providing at least four (4) air changes per hour. Such systems shall be connected directly to the exterior. Outdoor kennels shall provide adequate shelter from sun, rain and cold weather.

*(Reason: To provide for the operation of commercial animal kennels)*

---

**END**

DRAFT



## Exhibit B

### Recommended Amendments to the 2018 International Residential Code City of Amarillo, Texas

The following sections, paragraphs, and sentences of the 2018 International Residential Code are hereby amended as follows: Standard type is text from the IRC. Underlined type is text inserted. ~~Lined through type is deleted text from IRC.~~ A double asterisk at the beginning of a section identifies an amendment carried over from the 2015 edition of the code and a triple asterisk identifies a new or revised amendment with the 2018 code.

---

**\*\*Section R101.1; change to read as follows:**

**R101.1 Title.** These provisions shall be known as the Residential Code for One- and Two- Family Dwellings of the City of Amarillo and shall be cited as such and will be referred to hereinafter as "this code."

*(Reason: Standard insertion point: [insert] to assist with local adoption.)*

---

**\*\*\*Section R102.4; change to read as follows:**

**R102.4 Referenced codes and standards.** The codes, when specifically adopted, and standards referenced in this code shall be considered part of the requirements of this code to the prescribed extent of each such reference and as further regulated in Sections R102.4.1 and R102.4.2. Whenever amendments have been adopted to the referenced codes and standards, each reference to said code and standard shall be considered to reference the amendments as well. Any reference made to NFPA 70 or the Electrical Code shall mean the Electrical Code as adopted.

*(Reason: Legal wording to recognize locally adopted codes and amendments adopted with referenced codes.)*

---

**\*\*\*Section R103 and R103.1 amend to insert the Department Name**

#### DEPARTMENT OF BUILDING SAFETY

**R103.1 Creation of enforcement agency.** The City of Amarillo Department of Building Safety is hereby created and the official in charge thereof shall be known as the Building Official.

*(Reason: Reminder to be sure ordinance reads the same as designated by the city.)*

---

**\*\*\*Section R104.10.1 Flood Hazard areas; delete this section.**

*(Reason: Flood hazard ordinances may be administered by other departments within the city.)*

---

**\*\*Section R105 amend R501.1 to read as follows:**

**R105.1 Required.** Any owner or owner's authorized agent who intends to construct, enlarge, alter, repair, move, demolish or change the occupancy of a building or structure, or to erect, install, enlarge, alter, repair, remove, convert or replace any electrical, gas, mechanical or plumbing system, the installation of which is regulated by this code, or to cause any such work to be performed, shall first make application to the Building Official and obtain the required permit prior to the start of demolition or construction activity.

*(Reason: Amarillo Municipal Code has specific allowances for homeowners to obtain permit and inspections on their own home.)*

---

**\*\*105.2; change to read as follows:**

**R105.2 Work exempt from permit.** Permits shall not be required for the following. Exemption from permit requirements of this code shall not be deemed to grant authorization for any work to be done in any manner in violation of the provisions of this code or any other laws or ordinances of this jurisdiction.

## Building:

1. One-story detached accessory structures provided the floor area does not exceed 200 square feet (18.58 m<sup>2</sup>).
2. Fences not over 7 8 feet (2,438 mm) high.
3. Retaining walls that are not over 4 feet (1,219 mm) in height measured from the bottom of the footing to the top of the wall, unless supporting a surcharge.
4. Water tanks supported directly upon grade if the capacity does not exceed 5,000 gallons (18,927L) and the ratio of height to diameter or width does not exceed 2 to 1.
5. ~~Sidewalks and~~ Driveways.
6. Painting, papering, tiling, carpeting, cabinets, counter tops and similar finish work.
7. Prefabricated swimming pools that are less than 24 inches (610 mm) deep.
8. Swings and other playground equipment.
9. Window awnings supported by an exterior wall which do not project more than 54 inches (1372 mm) from the exterior wall and do not require additional support.
10. Decks not exceeding 200 square feet (18.58 m<sup>2</sup>) in area, that are not more than 30 inches (762 mm) above grade at any point, are not attached to a dwelling and do not serve the exit door required by Section R311.4.

*(Reason: Local practices have allowed the use of 8' fencing without incident.)*

---

**\*\*\*Section R105.3.1.1& R106.1.4; delete these sections.**

*(Reason: Floodplain provisions are addressed locally.)*

---

**\*\*\*Section R108.3; Delete entire section:**

### **R108.3 Building permit valuations.**

*(Reason: Requirements consistent with State law. In 2020, the State Legislature enacted HB 852 prohibiting cities from considering values, costs or improvements to determine permit or inspection fees for residential buildings.)*

---

**\*\*\*Section R110 (R110.1 through R110.5); delete the section.**

*(Reason: A building final report can serve as a C of O without providing all information required per these sections.)*

---

**\*\*\*Section R112; Delete this section and subsection in their entirety.**

### **R112 Board of Appeals**

*(Reason: Established Construction Advisory and Appeals Board procedures. See Chapter 2-6 of the Amarillo Municipal Code)*

---

**\*\*\*Section R202; change definition of "Townhouse" to read as follows:**

**TOWNHOUSE.** A single-family dwelling unit constructed in a group of three or more attached units separated by property lines in which each unit extends from foundation to roof and with a yard or public way on at least two sides.

*(Reason: To distinguish Townhouses on separate lots.)*

---

**\*\*Table R301.2 (1); fill in as follows:**

Ground Snow Load (o)	Wind Design				Seismic Design Category (f)	Subject To Damage From			Winter Design Temp (e)	Ice Barrier Underlayment Required (h)	Flood Hazards (g)	Air Freezing Index (i)	Mean Annual Temp (j)
	Speed (d)	Topographic effects (k)	Special wind region (l)	Windborne debris zone (m)		Weathering (a)	Frost line depth (b)	Termite (c)					
20 psf	115 mph	NO	NO	NO	B	Moderate	18"	Moderate to Heavy	20°	NO	AMC 4-8	311	57.2°

**Delete remainder of table "Manual J Design Criteria" and footnote N**

*(Reason: Manual J is utilized by third party; therefore, this is a reference table only and not needed.)*

**\*\*Section R302.1; add exception #6 & #7 to read as follows:**

**Exceptions:** {Exceptions 1 – 5 unchanged}

6. Open non-combustible carport structures may be constructed when also approved within adopted ordinances.
7. Zero lot line structures platted in accordance with the City of Amarillo Zoning Ordinance. The following specific provisions shall apply:
  - 7.1 Exterior wall finish shall be brick veneer, masonry units or other approved materials.
  - 7.2 Soffit material shall be of approved material.
  - 7.3 Roof ventilation openings not permitted underside of soffit.
  - 7.4 Plumbing cleanouts allowed when required.
  - 7.5 Allowance of openings constructed of masonry unit glass: single opening maximum 9 square feet or up to three (3) openings; each a maximum of 4 square feet, spaced minimum 24 inches apart.

*(Reason: Refers to other ordinances, such as zoning ordinances.)*

**\*\*\*Section R302.3; add Exception #3 to read as follows:**

**Exceptions:**

1. *{Existing text unchanged}*
2. *{Existing text unchanged}*
3. Two-family dwelling units that are also divided by a property line through the structure shall be separated as required for townhouses.

*(Reason: Provide guidance for a common construction method in this area. Correlates with amendment to IRC Section R202 Townhouse definition.)*

**\*\*\*Section R302.5.1; change to read as follows:**

**R302.5.1 Opening protection.** Openings from a private garage directly into a room used for sleeping purposes shall not be permitted. Other openings between the garage and residence shall be equipped with solid wood doors not less than 1-3/8 inches (35 mm) in thickness, solid or honeycomb core steel doors not less than 1-3/8 inches (35 mm) thick, or 20-minute fire-rated doors. ~~Equipped with a self-closing or automatic-closing device.~~

*(Reason: Absence of data linking self-closing devices to increased safety. Self-closing devices often fail to close the door entirely.)*

**\*\*\*Section R303.3, Exception; amend to read as follows:**

**Exception:** *{Existing text unchanged}* Spaces containing only a water closet or water closet and a lavatory may be ventilated with an approved mechanical recirculating fan or similar device designed to remove odors from the air.

*(Reason: Consistent with common local practice as recirculating fans are recognized as acceptable air movement.)*

**\*\*Section R313; Automatic Fire Sprinkler Systems; Delete this section and subsection in their entirety.**

*(Reason: In 2009, the State Legislature enacted SB 1410, amending section 1301.551 subsection I of the occupation code, prohibiting cities from enacting fire sprinkler mandates for one- or two-family dwellings only. However, jurisdictions with ordinances that required sprinklers for one- or two-family dwellings prior to and enforced before January 1, 2009, may remain in place.)*

---

**\*\*Section R315.2.2 Alterations, repairs and additions; amend to read as follows:**

**Exception:**

1. Work involving the exterior surfaces of *dwellings*, such as the ~~replacement of roofing or siding, the addition or replacement of windows or doors, or the addition of a porch or deck,~~ are exempt from the requirements of this section.
2. Installation, alteration or repairs of plumbing ~~or mechanical systems~~ when all such work occurs on the exterior of dwellings, such as water or sewer lines, or lawn irrigation systems are exempt from the requirements of this section.

*(Reason: The 2013 Hailstorm and resulting roofing inspections demonstrated the importance of requiring carbon monoxide alarm installation. As roofing operations occurred it was common for fuel-fired appliance vents to become disconnected or plugged creating hazards for occupants. Approximately 50% of those inspections resulted in fuel-fired venting failures. Furthermore, in order to provide early detection of carbon monoxide in dwellings, any work occurring inside, or affects the interior environment of the dwelling requires carbon monoxide alarm installation.)*

---

**\*\*Section 315.3; change to read as follows:**

**R315.3 Location.** Carbon monoxide alarms in dwelling units shall be installed outside of each separate sleeping area in the immediate vicinity of the bedrooms. Where a fuel-burning appliance is located within a bedroom or its attached bathroom, a carbon monoxide alarm shall be installed within the bedroom. Approved alarms shall be installed in accordance with manufacturers' installation instructions or located on the wall or ceiling at a height no less than 42 inches above floor, avoiding locations near heating/cooling vents or areas which provide turbulent airflow, and minimum 36 inches away from openings to areas of high humidity. Avoid installing CO alarms in kitchens or above fuel- burning appliances.

*(Reason: To clarify installation requirements for consistent application.)*

---

**\*\*Section 319; change to read as follows:**

**R319.1 Address identification.** Buildings shall be provided with approved address identification. The address identification shall be legible and placed in a position that is visible **from** the street or road fronting the property. Address identification characters shall contrast with their background. Address numbers shall be Arabic numbers or alphabetical letters. Numbers shall **not** be spelled out. Each character shall **not** be ~~not~~ less than 4 inches (102mm) in height with a stroke width of not less than 0.5 inch (12.7mm). Where required by the fire code official, address identification shall be provided in additional approved locations facilitate emergency response. Where access is by means of a private road and the building address cannot be viewed from the public way, a monument, pole or other sign or means shall be used to identify the structure. Address identification shall be maintained.

*(Reason: Any code official is responsible for review and enforcement of IRC provisions. This modification clarifies responsibility and to promote consistent application)*

---

**\*\*\*Section R322 Flood Resistant Construction; deleted section.**

*(Reason: Floodplain hazard ordinances may be administered by other departments within the city.)*

---

**\*\*Section R401.2; amended existing paragraph to read as follows.**

**Section R401.2. Requirements.** {Existing text unchanged}. Gravel fill used as footings for wood and precast concrete foundations shall comply with Section R403. Concrete foundations will be designed by registered design professional licensed in the State of Texas or constructed in compliance with the 2015 2017 Panhandle Residential Foundation Manual.

*(Reason: To reduce the cost of residential construction significant development work was performed by the Construction Advisory and Appeals Board foundation subcommittee. The subcommittee established design standards for regional use.)*

**\*\*405.1; amend; Exception: (add to the end of paragraph) to read as follows:**

**Exception:** A drainage system is not required when the foundation is installed on well-drained ground or sand-gravel mixture soils according to the Unified Soil Classification System, Group I Soils, as detailed in Table R405.1, or constructed in accordance with the 2015 2017 Panhandle Residential Foundation Manual.

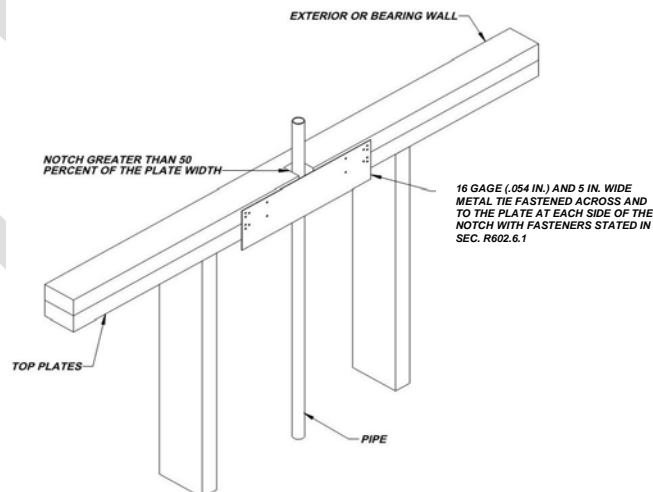
*(Reason: The region experiences problems with expansive soils, in an effort to reduce the cost of residential construction significant development work was performed by the Construction Advisory and Appeals Board foundation subcommittee. The subcommittee established design standards for regional use.)*

**\*\*\*Section R602.6.1; amend the following:**

**R602.6.1 Drilling and notching of top plate.** When piping or ductwork is placed in or partly in an exterior wall or interior load-bearing wall, necessitating cutting, drilling or notching of the top plate by more than 50 percent of its width, a galvanized metal tie not less than 0.054 inch thick (1.37 mm) (16 Ga) and 4 ½ inches (38 mm) 5 inches (127 mm) wide shall be fastened across and to the plate at each side of the opening with not less than eight 10d (0.148 inch diameter) nails having a minimum length of 1½ inches (38 mm) or eight (#10) wood screws having a minimum length of not less than 1½ inch (38 mm) at each side or equivalent as approved by the Code Official. Fasteners will be offset to prevent splitting of the top plate material. The metal tie must extend a minimum of 6 inches past the opening. See figure R602.6.1. {Remainder unchanged}

*(Reason: To clarify proper method to utilize when notching of top plate occurs.)*

**\*\*\*Figure R602.6.1; delete the figure and insert the following figure:**



*(Reason: Amendment to provide additional assurance of maintaining the integrity of the framing by spreading the nailing/screw pattern.)*



**~~\*\*\*Add section R703.8.4.1.2 Veneer Ties for Wall Studs; to read as follows:~~**

**~~R703.8.4.1.2 Veneer Ties for Wall Studs.~~** In stud framed exterior walls, all ties may be anchored to studs as follows:

- ~~1. When studs are 16 in (407 mm) o.c., stud ties shall be spaced no further apart than 24 in (737 mm) vertically starting approximately 12 in (381 mm) from the foundation; or~~
- ~~2. When studs are 24 in (610 mm) o.c., stud ties shall be spaced no further apart than 16 in (483 mm) vertically starting approximately 8 in (254 mm) from the foundation.~~

~~(Reason: This amendment had been a carryover amendment for years to provide clear instruction for placement of brick ties. It is now retained with changes to reflect its correct placement and use for clarity when attachment to framing lumber (studs). It should remain for those purposes. It is in addition to the new Table in 2018 which provides for brick ties directly to sheathing.)~~

---

**\*\*Section R902.1; amend and add exception #5 to read as follows:**

**R902.1 Roofing covering materials.** Roofs shall be covered with materials as set forth in Sections R904 and R905. Class A, B, or C roofing shall be installed in designated by law as requiring their use or when the edge of the roof is less than 3 feet from a lot line. {Remainder unchanged}

**Exceptions:**

- ~~1. {Existing text unchanged}~~
- ~~2. {Existing text unchanged}~~
- ~~3. {Existing text unchanged}~~
- ~~4. {Existing text unchanged}~~
5. Non-classified roof coverings shall be permitted on one-story detached accessory structures used as tool and storage sheds, playhouses and similar uses, provided the floor area does not exceed (area defined by jurisdiction).

~~(Reason: to address accessory structures Group U exempt from permits per Section R105.2)~~

---

**\*\*R905.7.1 change to read as follows:**

**R905.7.1 Deck requirements.** Wood shingles shall be used only on solid or spaced sheathing. ~~Where spaced sheathing is used, sheathing boards shall not be less than 1-inch by 4-inch (25mm by 102 mm) nominal dimensions and shall be spaced on centers equal to the weather exposure to coincide with the placement of fasteners.~~

~~(Reason: Due to the wind and blowing snow in the Panhandle, there is greater potential for wind driven snow blows between the shingles and into the attic area.)~~

---

**\*\*R905.8.1 change to read as follows:**

**R905.8.1 Deck requirements.** Wood shakes shall be used only on solid or spaced sheathing. ~~Where spaced sheathing is used, sheathing boards shall not be less than 1-inch by 4-inch (25mm by 102 mm) nominal dimensions and shall be spaced on centers equal to the weather exposure to coincide with the placement of fasteners. Where 1-inch by 4-inch (25 mm by 102 mm) spaced sheathing is installed at 10 inches (254 mm) on center, additional 1-inch by 4-inch (25 mm by 102 mm) boards shall be installed between the sheathing boards.~~

~~(Reason: Due to the wind and blowing snow in the Panhandle, there is greater potential for wind driven snow blows between the shingles and into the attic area.)~~

**\*\* R905.8.5; Insert; Table R905.8.5 amended as follows:**

**TABLE R905.8.5 WOOD SHAKE MATERIAL REQUIREMENTS**

<b>MATERIAL</b>	<b>MINIMUM GRADES</b>	<b>APPLICABLE GRADING RULES</b>
Wood shakes of naturally durable wood	1	Cedar Shake and Shingle Bureau
Taper sawn shakes and shingles of naturally durable wood	1 or 2	Cedar Shake and Shingle Bureau
Preservative-treated shakes and shingles of naturally durable wood	1	Cedar Shake and Shingle Bureau
Fire-retardant-treated shakes of naturally durable wood	1	Cedar Shake and Shingle Bureau
Preservative-treated taper sawn shakes of Southern pine treated in accordance with AWPA Standard U1 (Commodity Specification A, Use Category 3B and Section 5.6)	1 or 2	Forest Products Laboratory of the Texas Forest Services

*(Reason: modified for local blowing snow conditions.)*

---

**\*\* R908.1; clarification; change to read as follows:**

**R908.1 General.** Materials and methods of application used for re-covering or replacing an existing roof covering shall comply with the requirements of Chapter 9, including but not limited to decking, flashing, and ventilation.

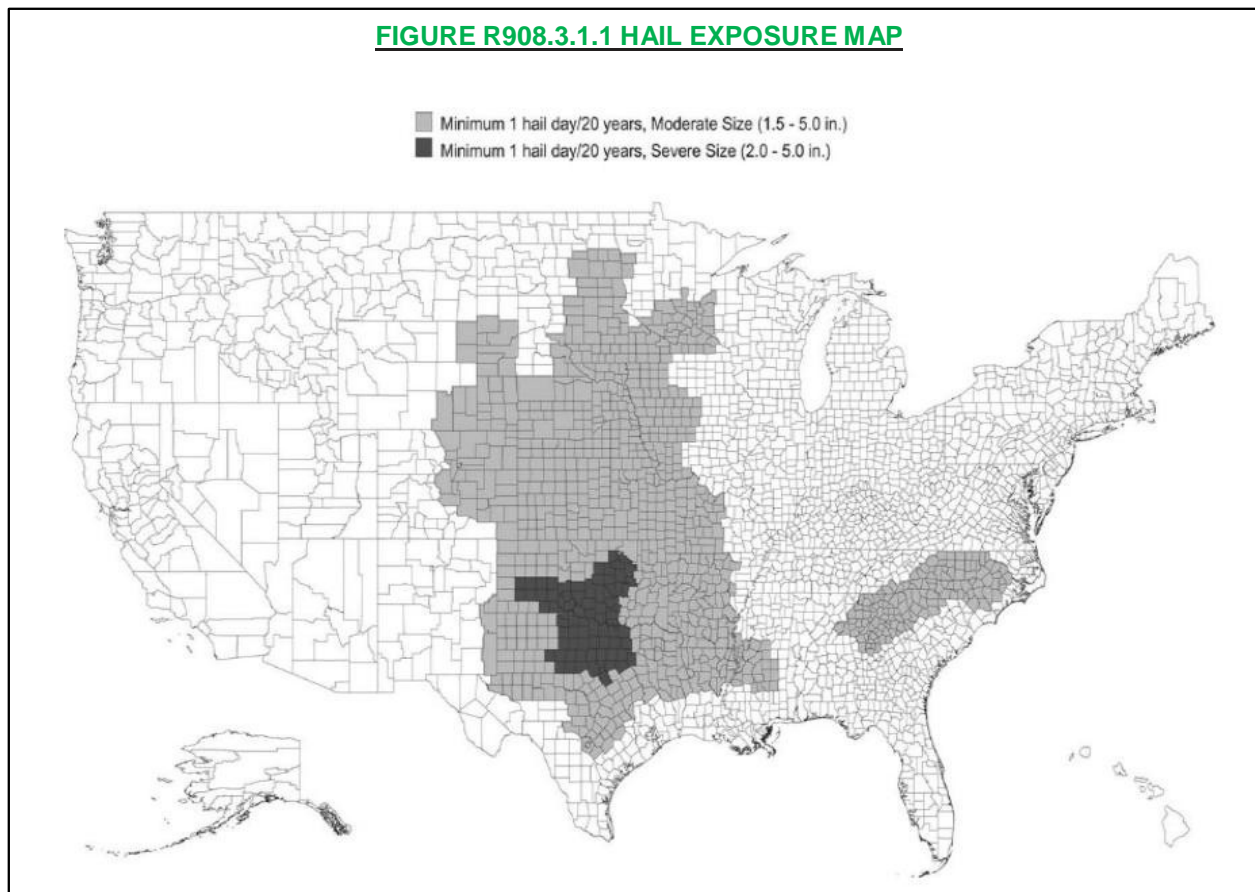
*(Reason: Due to national insurance companies' failure to interpret re-roofing roofing requirements are the same as new.)*

---

**\*\*Section R908.3.1.1; insert Figure R908.3.1.1; change to read as follows:**

**R908.3.1.1.** A roof re-cover shall not be permitted where any of the following conditions occur:

1. Where the existing roof or roof covering is water-soaked or has deteriorated to the point that the existing roof or roof covering is not adequate as a base for additional roofing.
2. Where the existing roof covering is wood, slate, clay, cement or asbestos-cement tile.
3. Where the existing roof has two or more applications of any type of roof covering.
4. For asphalt shingles, when the building is located in an area subject to moderate or severe hail exposure according to Figure R908.3.1.1.



*(Reason: Due to the of weather in the Panhandle, wind and hail damage is more prone when asphalt shingles used for re-covering; contractors unable to verify if any of the decking may need to be replaced and unable to verify the flashing integrity; roof framing practices in the Panhandle have typically utilized 2 x 6 framing members, not designed for the additional weight of a second layer of shingles.)*

**\*\*\*Chapter 11 [RE] – Energy Efficiency is deleted in its entirety; Reference the 2018 IECC for energy code provisions and recommended amendments.**

*(Reason: The recommended energy code changes from the Energy and Green Advisory Board update the amendments for Chapter 11. The 2018 International Energy Conservation Code should be referenced for residential energy provisions. This approach simply minimizes the number of amendments to the IRC.)*

**\*\*\*Section M1305.1.2; change to read as follows:**

**M1305.1.2 Appliances in attics.** Attics containing appliances shall be provided . . . *{Bulk of paragraph unchanged}* . . . side of the appliance. The clear access opening dimensions shall be a minimum of 20 inches by 30 inches (508 mm by 762 mm), and large enough to allow removal of the largest appliance. As a minimum, for access to the attic space, provide one of the following: If access to the attic space is provided by more than an access opening, any of the following items shall be provided:

- 1- ~~A permanent stair.~~
- 2- 1. A pull-down stair with a minimum 300 lb. (136 kg) capacity.
- 3- 2. An access door from an upper floor level.

**Exceptions:**

- 1- ~~The passageway and level service space are not required where the appliance can be serviced and removed through the required opening.~~
- 2- ~~Where the passageway is unobstructed...{Remaining text unchanged}~~

*(Reason: To provide a safe means of accessibility to appliances in attics and to allow for different types of construction limitations. Consistent with regional amendment to IFGC and IMC 306.3.)*

---

**\*\*M1402.4; add the following to read as follows:**

**1402.4 Total electric heating.** Primary central heating and cooling forced air systems utilizing only electric heat shall utilize heat pumps.

*(Reason: Total electric heating without the use of heat pumps does not provide energy efficiency and results in excessive energy bill. It is not in the best interest of property owners or homeowners.)*

---

**\*\*\*Section M1411.3; change to read as follows:**

**M1411.3 Condensate disposal.** ~~Condensate from all cooling coils or evaporators shall be conveyed from the drain pan outlet to an approved place of disposal a sanitary sewer through a trap, by means of a direct or indirect drain. {Remaining text unchanged}~~

*(Reason: Reflects regional practice and to reduce excessive runoff into storm drains.)*

**\*\*Section M1411.3.1, Items 3 and 4; add text to read as follows:**

**M1411.3.1 Auxiliary and secondary drain systems.** *{Bulk of paragraph unchanged}*

1. *{Existing text unchanged}*
2. *{Existing text unchanged}*
3. ~~An auxiliary drain pan... {bulk of text unchanged}... with Item 1 of this section. A water level detection device may be installed only with prior approval of the Building Official. {Existing text unchanged}~~
4. ~~A water level detection device... {bulk of text unchanged}... overflow rim of such pan. A water level detection device may be installed only with prior approval of the Building Official. {Existing text unchanged}~~
5. P-traps in unconditioned spaces will require prior approval of the Code Official.

*(Reason: Reflects standard practice in this area.)*

---

**\*\*\*Section M1411.3.1.1; add exception to read as follows:**

**M1411.3.1.1 Water-level monitoring devices.** *{Existing text to remain}*

Exception: Install a tee fitting so a water level detection device will not restrict the flow of water and still shut down the unit if a stoppage occurs.

*(Reason: Reflects standard practice in this area.)*

---

**~~\*\*M1411.4; change to read as follows:~~**

~~**1411.4 Condensate Pumps.** Condensate pumps located in uninhabitable space, such as attics and crawl spaces, shall be connected to the appliance or equipment served such that when the pump fails, the appliance or equipment will be prevented from operating. Pumps shall be installed in accordance with the manufacturer's instructions and shall not prevent the operation of fuel fired appliances.~~

~~(Reason: Heating units in the Panhandle are typically installed in unconditioned areas, shutting the heating equipment down may result in frozen plumbing if home is unoccupied for an extended period of time resulting in damage to interior finishes.)~~

---

**\*\*\*M1503.6 Makeup Air Required; amend and add exception as follows:**

**M1503.6 Makeup air required.** Where one or more gas, liquid or solid fuel-burning appliance that is neither direct-vent nor uses a mechanical draft venting system is located within a dwelling unit's air barrier, each exhaust system capable of exhausting in excess of 400 cubic feet per minute (0.19 m<sup>3</sup>/s) shall be mechanically or passively provided with makeup air at a rate approximately equal to the difference between exhaust air rate and 400 cubic feet per minute. Such makeup air systems shall be equipped with not fewer than one damper complying with Section M1503.6.2.

**Exception:** Makeup air is not required for exhaust systems installed for the exclusive purpose of space cooling and intended to be operated only when windows or other air inlets are open. Where all appliances in the house are of sealed combustion, power-vent, unvented, or electric, the exhaust hood system shall be permitted to exhaust up to 600 cubic feet per minute (0.28 m<sup>3</sup>/s) without providing makeup air. Exhaust hood systems capable of exhausting in excess of 600 cubic feet per minute (0.28 m<sup>3</sup>/s) shall be provided with a makeup air at a rate approximately to the difference between the exhaust air rate and 600 cubic feet per minute.

*(Reason: Exception requires makeup air equaling the amount above and beyond 400 cfm for larger fan which will address concerns related to "fresh" air from the outdoors in hot humid climates creating a burden on HVAC equipment and negative efficiency impacts from back-drafting and wasted energy.)*

---

**\*\*\*Section M2005.2; change to read as follows:**

**M2005.2 Prohibited locations.** Fuel-fired water heaters shall not be installed in a room used as a storage closet. Water heaters located in a bedroom or bathroom shall be installed in a sealed enclosure so that combustion air will not be taken from the living space. Access to such enclosure may be from the bedroom or bathroom when through a solid door, weather-stripped in accordance with the exterior door air leakage requirements of the International Energy Conservation Code, and equipped with an approved self-closing device. Installation of direct-vent water heaters within an enclosure is not required.

*(Reason: Corresponds with the provisions of IFGC Section 303.3, exception #5.)*

---

**~~\*\*\*Section G2408.3 (305.5) Private Garages; delete this section in its entirety.~~**

~~*(Reason: This provision does not reflect standard practice in this area.)*~~

---

**\*\*\*Section G2415.2.1 (404.2.1) CSST; add a second paragraph to read as follows:**

Both ends of each section of medium pressure gas piping shall identify its operating gas pressure with an approved tag. The tags are to be composed of aluminum or stainless steel and the following wording shall be stamped into the tag:

**"WARNING: 1/2 to 5 psi gas pressure - Do Not Remove"**

*(Reason: To protect homeowners and plumbers.)*

---

**\*\*\*Section G2415.12 (404.12) and G2415.12.1 (404.12.1); change to read as follows:**

**G2415.12 (404.12) Minimum burial depth.** Underground piping systems shall be installed a minimum depth of 12 inches (305 mm) 18 inches (457 mm) below grade to top of pipe, except as provided for in Section G2415.12.1.



**G2415.12.1 (404.12.1) Individual Outdoor Appliances; {Delete in its entirety}**

*(Reason: To provide increased protection to piping systems.)*

---

**\*\*\*Section G2417.1 (406.1); change to read as follows:**

**G2417.1 (406.1) General.** Prior to acceptance and initial operation, all piping installations shall be inspected and pressure tested to determine that the materials, design, fabrication, and installation practices comply with the requirements of this code. The permit holder shall make the applicable tests prescribed in Sections 2417.1.1 through 2417.1.5 to determine compliance with the provisions of this code. The permit holder shall give reasonable advance notice to the Code Official when the piping system is ready for testing. The equipment, material, power and labor necessary for the inspections and test shall be furnished by the permit holder and the permit holder shall be responsible for determining that the work will withstand the test pressure prescribed in the following tests.

*(Reason: To utilize language used in Chapter 1 of the IPC & IFGC regarding who is responsible for testing procedures.)*

---

**\*\*\*Section G2417.1.2 (406.1.2); delete second paragraph:**

**G2417.1.2 (406.1.2) Repairs and additions.** In the event repairs or additions are made after the pressure test, the affected piping shall be tested.

~~Minor repairs and additions are not required to be pressure tested provided that the work is inspected and connection are tested with a noncorrosive leak-detecting fluid or other approved leak-detecting methods.~~

*(Reason: Reflects standard practice in this area.)*

---

**\*\*\*Section G2417.1.3 (406.1.3); change to read as follows:**

**G2417.1.3 (406.1.3) New branches.** Where new branches are installed to new appliances, only the newly installed branches shall be required to be pressure tested. Connections between the piping and the existing piping shall be tested with a noncorrosive leak-detecting fluid or other approved leak-detecting methods.

*(Reason: Reflects standard practice in this area.)*

---

**\*\*\*Section G2417.4; change to read as follows:**

~~**G2417.4 (406.4) Test pressure measurement.** Test pressure shall be measured with a monometer or with a pressure measuring device designed and calibrated to read, record, or indicate a pressure loss caused by leakage during the pressure test period. The source of pressure shall be isolated before the pressure tests are made. Mechanical gauges used to measure test pressures shall have a range such that the highest end of the scale is not greater than five times the test pressure.~~

~~*(Reason: To require the use of more accurate diaphragm gauges. Spring gauges do not provide accurate measurement below approximately 17 psig.)*~~

---

**\*\*\*Section G2417.4.1; change to read as follows:**

~~**G2417.4.1 (406.4.1) Test pressure.** The test pressure to be used shall be no less than 3 psig (20 kPa gauge), or at the discretion of the Code Official, the piping and valves may be tested at a pressure of at least six (6) inches (152 mm) of mercury, measured with a manometer or slope gauge, irrespective of design pressure. Where the test pressure exceeds 125 psig (862 kPa gauge), the test pressure shall not exceed a value that produces a hoop stress in the piping greater than 50 percent of the specified minimum yield strength of the pipe. For tests requiring a pressure of 3 psig, diaphragm gauges shall utilize a dial with a minimum diameter of three and one half inches (3 ½"), a set hand, 1/10 pound incrementation and pressure range not to exceed 6 psi for tests requiring a pressure of 3 psig. For tests requiring a pressure of 10 psig, diaphragm gauges shall utilize a dial with a minimum diameter of three and one half inches (3 ½"), a set hand, a minimum of 2/10 pound incrementation and a pressure range not to exceed 20 psi. For welded piping, and for piping carrying gas at pressures in excess of fourteen (14) inches water column pressure (3.48 kPa) (1/2 psi) and less than 200 inches of water column pressure (52.2 kPa) (7.5 psi), the test pressure shall not be less than ten (10) pounds per square inch~~

~~(69.6 kPa). For piping carrying gas at a pressure that exceeds 200 inches of water column (52.2 kPa) (7.5 psi), the test pressure shall be not less than one and one-half times the proposed maximum working pressure.~~

~~Diaphragm gauges used for testing must display a current calibration and be in good working condition. The appropriate test must be applied to the diaphragm gauge used for testing.~~

~~(Reason: To provide for lesser pressures to coordinate with the use of more accurate diaphragm gauges.)~~

---

**\*\*\*Section G2417.4.2; change to read as follows:**

**G2417.4.2 (406.4.2) Test duration.** The test duration shall be held for a length of time satisfactory to the Building Official, but in no case for ~~be not less than ten (10) fifteen (15) minutes but not longer than sixty (60) minutes. For welded piping, and for piping carrying gas at pressures in excess of fourteen (14) inches water column pressure (3.48 kPa), the test duration shall be held for a length of time satisfactory to the Building Official, but in no case for less than thirty (30) minutes.~~

~~(Reason: To comply with accepted regional practices.)~~

---

**\*\*\*Section G2420.1 (406.1); add Section G2420.1.4 to read as follows:**

**G2420.1.4 Valves in CSST installations.** Shutoff valves installed with corrugated stainless steel (CSST) piping systems shall be supported with an approved termination fitting, or equivalent support, suitable for the size of the valves, of adequate strength and quality, and located at intervals so as to prevent or damp out excessive vibration but in no case greater than 12-inches from the center of the valve. Supports shall be installed so as not to interfere with the free expansion and contraction of the system's piping, fittings, and valves between anchors. All valves and supports shall be designed and installed so they will not be disengaged by movement of the supporting piping.

~~(Reason: To provide proper security to CSST valves. These standards were established in this region in 1999 when CSST was an emerging technology.)~~

---

**\*\*\*Section G2420.5.1 (409.5.1); add text to read as follows:**

~~**G2420.5.1 (409.5.1) Located within the same room.** The shutoff valve...~~(Bulk of paragraph unchanged)~~... in accordance with the appliance manufacturer's instructions. A secondary shutoff valve must be installed within 3 feet (914 mm) of the firebox if appliance shutoff is located in the firebox.~~

~~(Reason: Reflects regional practice and provides an additional measure of safety.)~~

---

**\*\*\*Section G2421.1 (410.1); add text and Exception to read as follows:**

**G2421.1 (410.1) Pressure regulators.** A line pressure regulator shall be...~~(bulk of paragraph unchanged)~~...approved for outdoor installation. Access to regulators shall comply with the requirements for access to appliances as specified in Section M1305.

**Exception:** A passageway or level service space is not required when the regulator is capable of being serviced and removed through the required attic opening.

~~(Reason: To require adequate access to regulators.)~~

---

~~**\*\*\*Section G2422.1.2.3 (411.1.3.3) Prohibited locations and penetrations; delete Exception 1 and Exception 4.**~~

~~(Reason: To comply with accepted regional practices.)~~

---

**\*\*\*Section G2445.2 (621.2); add Exception to read as follows:**

**G2445.2 (621.2) Prohibited use.** One or more unvented room heaters shall not be used as the sole source of comfort heating in a dwelling unit.

**Exception:** Existing approved unvented room heaters may continue to be used in dwelling units, in accordance with the code provisions in effect when installed, when approved by the Building Official unless an unsafe condition is determined to exist as described in International Fuel Gas Code Section 108.7 of the Fuel Gas Code.

*(Reason: Gives code official discretion.)*

---

**\*\*\*Section G2448.1.1 (624.1.1); change to read as follows:**

**G2448.1.1 (624.1.1) Installation requirements.** The requirements for water heaters relative to access, sizing, relief valves, drain pans and scald protection shall be in accordance with this code.

*(Reason: To clarify installation requirements. Also corresponds with amendments regarding water heater access.)*

---

**\*\*Section P2503.6; change to read as follows:**

**P2503.6 Shower liner test.** Where shower floors and receptors are made watertight by the application of materials required by Section P2709.2, the completed liner installation shall be tested prior to the installation of the shower floor covering. The pipe from the shower drain shall be plugged watertight for the test. The floor and receptor area shall be filled with potable water to a depth of not less than 2 inches (51mm) measured at the threshold. Where a threshold of not less than 2 inches (51mm) in height does not exist, a temporary threshold shall be constructed to retain the test water in the lined floor or receptor area to a level not less than 2 inches (51mm) in depth measured at the threshold. The water shall be retained for a test period of not less than 15 minutes and there shall not be evidence of leakage.

*(Reason: Recognizing local construction practices and the need for ensure under floor plumbing systems installed watertight.)*

---

**\*\*\*Section P2603; add to read as follows:**

**P2603.3 Protection against corrosion.** Metallic piping, except for cast iron, ductile iron and galvanized steel, shall not be placed in direct contact with steel framing members, concrete or cinder walls and floors or other masonry. Metallic piping shall not be placed in direct contact with corrosive soil. Where sheathing is used to prevent direct contact, the sheathing shall have a thickness of not less than 0.008 inch (8 mil) (0.203 mm) and the sheathing shall be made of approved material plastic. Where sheathing protects piping that penetrates concrete or masonry walls or floors, the sheathing shall be installed in a manner that allows movement of the piping within the sheathing.

*(Reason: Allows for other materials to be accepted.)*

---

**\*\*Section P2603.5.1 Sewer Depth; change to read as follows:**

**P2603.5.1 Sewer depth.** Building sewers that connect to private sewage disposal systems shall be a minimum of 12 inches (304mm) below finished grade at the point of septic tank connection. Building sewers shall be a minimum of 12 inches (304 mm) below grade.

*(Reason: Provides sewer depth that is common in this region. Deleted reference to private sewage disposal because a private sewage disposal code is not typically adopted in this region.)*

---

**\*\*\*Section P2604; add to read as follows:**

~~**P2604.2.1 Plastic sewer and DWV piping installation.** Plastic sewer and DWV piping installed underground shall be installed in accordance with the manufacturer's installation instructions. Trench width shall be controlled to not exceed the outside the pipe diameter plus 16 inches or in a trench which has a controlled width equal to the nominal diameter of the piping multiplied by 1.25 plus 12 inches. The piping shall be bedded in 4 inches of granular fill and then backfilled compacting the side fill in 6-inch layers on each side of the piping. The compaction shall be to minimum of 85 percent standard proctor density and extend to a minimum of 6 inches above the top of the pipe.~~

~~*(Reason: To follow manufacturer backfill requirements and to be clear to Inspectors out in the field.)*~~

---

**\*\*\*Section P2801; change to read as follows:**

~~**P2801.6 Required pan.** Where a storage tank-type water heater or a hot water storage tank is installed in a location where water leakage from the tank will cause damage, the tank shall be installed in a pan constructed of one of the following:~~

- ~~1. Galvanized steel or aluminum of not less than 0.0236 inch (0.6010 mm) in thickness.~~
- ~~2. Plastic not less than 0.036 inch (0.9 mm) in thickness.~~
- ~~3. Other approved materials.~~

~~A plastic pan beneath a gas-fired water heater shall be constructed of material having a flame spread index of 25 or less and a smoke-developed index of 450 or less when tested in accordance with ASTM E84 or UL 723.~~

~~(Reason: Plastic burns degrading material over time on gas-fired water heaters and to maintaining protection level.)~~

---

**\*\*\*Section P2801.6.1; change to read as follows:**

**Section P2801.6.1 Pan size and drain.** The pan shall be not less than 1½ inches (38 mm) in depth and shall be of sufficient size and shape to receive all dripping or condensate from the tank or water heater. The pan shall be drained by an indirect waste pipe having a diameter of not less than ¾ inch (19 mm). Piping for safety pan drains shall be of those materials listed in Table P2906.5.

Multiple pan drains may terminate to a single discharge piping system when approved by the administrative authority and permitted by the manufactures installation instructions and installed with those instructions. {Existing text unchanged}

*(Reason: Regionally accepted practice.)*

---

**\*\*\*Section P2804.6.1; change to read as follows:**

**Section P2804.6.1 Requirements for discharge piping.** The discharge piping serving a pressure relief valve, temperature relief valve or combination thereof shall:

1. Not be directly connected to the drainage system.
2. Discharge through an air gap located in the same room as the water heater.
3. Not be smaller than the diameter of the outlet of the valve served and shall discharge full size to the air gap.
4. Serve a single relief device and shall not connect to piping serving any other relief device or equipment.

~~**Exception:** Multiple relief devices may be installed to a single T & P discharge piping system when approved by the administrative authority and permitted by the manufactures installation instructions and installed with those instructions.~~

5. Discharge to the floor, to the pan serving the water heater or storage tank, to a waste receptor or an approved location or to the outdoors.

*{Remainder unchanged}*

#### **Local Amendments:**

1. Use of flexible copper on discharge piping serving a pressure-relief valve, temperature-relief valve or combination valve is prohibited.
2. When a water heater is located in the interior of a building/residence with no method to drain the pan according to this code, a water alarm and/or automatic shut-off device shall be installed.
3. If the discharge piping serving a pressure-relief valve, temperature-relief valve or combination valve is unable to be discharged to the outside according to this code, alternate discharge means or methods may be approved by the Code Official on a case by case basis.

*(Reason: To ensure the T&P is ran to the exterior.)*

---

**\*\*\*Section P2902.5.3; change to read as follows:**

**P2902.5.3 Lawn irrigation systems.** The potable water supply to lawn irrigation systems shall be protected against backflow by an atmospheric-type vacuum breaker, a pressure-type vacuum breaker, a double-check assembly or a reduced pressure principle backflow preventer. A valve shall not be installed downstream from an atmospheric vacuum breaker. Where chemicals are introduced into the system, the potable water supply shall be protected against backflow by a reduced pressure principle backflow preventer.

*(Reason: To provide clarity.)*

---

**\*\*\*Section P3003.9; change to read as follows:**

**P3003.9.2 Solvent cementing.** Joint surfaces shall be clean and free from moisture. A purple primer that conforms to ASTM F 656 shall be applied. Solvent cement not purple in color and conforming to ASTM D 2564, CSA B137.3, CSA B181.2 or CSA B182.1 shall be applied to all joint surfaces. The joint shall be made while the cement is wet and shall be in accordance with ASTM D 2855. Solvent cement joints shall be permitted above or below ground.

Exception: A primer is not required where both of the following conditions apply:

1. ~~The solvent cement used is third-party certified as conforming to ASTM D 2564~~
2. ~~The solvent cement is used only for joining PVC drain, waste, and vent pipe and fittings in not pressure applications in sizes up to and including 4 inches (102mm) in diameter.~~

*(Reason: to keep the "process of joining PVC pipe".)*

---

**~~\*\*\*Section P3111Combination waste and vent systems; delete this section in its entirety.~~**

*(Reason: A combination waste and vent system is not approved for use in residential construction.)*

---

**~~\*\*\*Section P3112.2 Vent Collection; delete and replace with the following:~~**

~~**P3112.2 Installation.** Traps for island sinks and similar equipment shall be roughed in above the floor and may be vented by extending the vent as high as possible, but not less than the drainboard height and then returning it downward and connecting it to the horizontal sink drain immediately downstream from the vertical fixture drain. The return vent shall be connected to the horizontal drain through a wye branch fitting and shall, in addition, be provided with a foot vent taken off the vertical fixture vent by means of a wye branch immediately below the floor and extending to the nearest partition and then through the roof to the open air or may be connected to other vents at a point not less than six (6) inches (152 mm) above the flood level rim of the fixtures served. Drainage fittings shall be used on all parts of the vent below the floor level and a minimum slope of one-quarter (1/4) inch per foot (20.9 mm/m) back to the drain shall be maintained. The return bend used under the drain board shall be a one (1) piece fitting or an assembly of a forty-five (45) degree (0.79 radius), a ninety (90) degree (1.6 radius) and a forty-five (45) degree (0.79 radius) elbow in the order named. Pipe sizing shall be as elsewhere required in this Code. The island sink drain, upstream of the return vent, shall serve no other fixtures. An accessible cleanout shall be installed in the vertical portion of the foot vent.~~

~~*(Reason: To clarify the installation of island venting and to provide a regional guideline on a standard installation method for this region.)*~~

---

**END**



## Exhibit C

### Recommended Amendments to the 2018 International Fire Code City of Amarillo, Texas

The following sections, paragraphs, and sentences of the 2018 International Fire Code (IFC) are hereby amended as follows: Standard type is text from the IFC. Underlined type is text inserted. Lined through type is deleted text from IFC. A double asterisk (\*\*) at the beginning of a section identifies an amendment carried over from the 2012 edition of the code and a triple asterisk (\*\*\*) identifies a new or revised amendment with the 2018 code.

Note: It has been suggested certain items to be brought to the attention of cities considering adoption of the code that may be of concern to several jurisdictions. **It is still intended to be discretionary to each city to determine which Chapter 1 amendments to include.** Note that Appendices must be specifically adopted by Ordinance. As per Page vii of the 2018 IFC, note that several sections of the code require jurisdictional specificity as to dollar amounts, geographic limits, etc. and are not addressed in these amendments.

---

**\*\*Section 101.1; change to read as follows:**

**101.1 Title.** These regulations shall be known as the Fire Code of the City of Amarillo. Hereinafter referred to as "this code."

*(Reason: Standard insertion point: [insert] to assist with local adoption.)*

---

**\*\*\*Section 102.1; change #3 to read as follows:**

- Existing structures, facilities, and conditions when required in Chapter 11 or in specific sections of this code.

*(Reason: To clarify that there are other provisions in the fire code applicable to existing buildings that are not located in Chapter 11, including but not limited to Section 505 Premises Identification.)*

---

**\*\*\*Section 102.7; change to read as follows:**

**Section 102.7 Referenced codes and standards.** The codes and standards referenced in this code shall be those listed in Chapter 80, and when specifically adopted, such codes and standards...  
{Remainder of text unchanged}

*(Reason: To be allowed to reference other adopted codes and standards not listed in Chapter 80.)*

---

**\*\*\*Section 105.3.3; change to read as follows:**

**105.3.3 Occupancy prohibited before approval.** The building or structure shall not be occupied prior to the Fire Code Official issuing a permit when required and conducting associated inspections indicating the applicable provisions of this code have been met.

*(Reason: For clarity to allow for better understanding in areas not requiring such permits, such as unincorporated areas of counties. This amendment may be struck by a city.)*

---

**\*\*\*Section 105.6; add Section 105.6.47.1 to read as follows:**

**105.6.47.1 Cooking tent.** An operational permit is required for the operation of a cooking tent.

*(Reason: A permit is required for a cooking tent.)*

---

**\*\*\*Section 105.6; add Section 105.6.51 to read as follows:**

**105.6.51 Model rocketry.** An operational permit is required for the demonstration and use of model rockets, in accordance with NFPA 1122.

*(Reason: A permit is required to operate a model rocket.)*

---

**\*\*\*Section 105.7; add Section 105.7.26 to read as follows:**

**105.7.26 Electronic access control systems.** Construction permits are required for the installation or modification of an electronic access control system, as specified in Chapter 10. A separate construction permit is required for the installation or modification of a fire alarm system that may be connected to the access control system. Maintenance performed in accordance with this code is not considered a modification and does not require a permit.

*(Reason: Adds construction permit requirements for electronic access control systems affecting access and/or egress to ensure proper design and installation of such systems. These changes reflect local practices of municipalities in this region.)*

**\*\*\*Section 105.7; add Section 105.7.27 to read as follows:**

~~**105.7.27 Fire Fighter Air Replenishing System (FARS).** A construction permit is required for installation of or modification to a FARS. The construction application shall include documentation of an acceptance and testing plan as specified in Section L105.~~

~~*(Reason: A permit is required for FARS.)*~~

**\*\*Section 106; Delete this section and subsection in their entirety.**

#### **106 Fees**

*(Reason: Established fees per Chapter 10-2, Article II, Sections 113.1–113.5 of the City of Amarillo Municipal Code)*

**\*\*\*Section 106.5; amend Section 106.5 to read as follows and to add Sections 106.5.1 – 106.5.4:**

~~**106.5 Refunds.** Any refunds will be in accordance with sections 106.5.1 through section 106.5.4.~~

~~106.5.1 Fee Refunds. Fees collected in accordance with this chapter may be refunded under the following conditions when requested in writing by the person who paid the fee within one hundred eighty (180) days of the collection of the fee.~~

~~106.5.2 Fee collected in error. Any fee under this chapter that was collected in error shall be refunded.~~

~~106.5.3 Fire inspection fees. When an inspection request is withdrawn or cancelled by the requestor prior to any inspection action by the City, then eighty (80) percent of the application fee shall be refunded. If the inspection has begun, then no refund will be granted.~~

~~106.5.4 Permit fees. When a permit is withdrawn or cancelled by the applicant before any work, activity, or operation has begun as authorized by that permit, then eighty (80) percent of the permit fee shall be refunded. If any work, activity or operation has begun in accordance with the permit, then no refund shall be granted.~~

~~*(Reason: To assess when refunds are required.)*~~

**\*\*\*Section 106.5; Delete this section in its entirety.**

#### **106.5 Refunds**

~~*(Reason: Established fees per Chapter 10-2, Article II, Sections 113.1–113.5 of the City of Amarillo Municipal Code)*~~

**\*\*\*Section 106.; add Section 106.6 to read as follows:**

~~**106.6 Inspection fees.** An inspection or re-inspection shall not be scheduled until the applicable fee in Appendix A, "Schedule of Fees," has been paid.~~

~~*(Reason: To add Schedule of Fees for inspections or re-inspections.)*~~

**\*\*Section 109; Delete this section and subsection in their entirety.**

## **109 Board of Appeals**

*(Reason: Established Construction Advisory and Appeals Board procedures. See Chapter 2-6 of the Amarillo Municipal Code)*

---

**\*\*\*Section 110.3; add Section 110.3.5 to read as follows:**

**110.3.5 Citations.** It is the intent of this department to achieve compliance by traditional means of inspection, notification, granting of reasonable time to comply and re-inspection. After all reasonable means to gain compliance have failed, or when a condition exists that causes an immediate and/or extreme threat to life, property or safety from fire or explosion, the Fire Code Official or their designee who has the discretionary duty to enforce a code or ordinance may issue a notice to appear (citation) for the violation. Citations shall be issued only by qualified personnel as designated by the Fire Code Official.

*(Reason: To explain when citations will be issued.)*

---

**\*\*Section 110.4; amend Section 110.4 to read as follows:**

**110.4 Violation penalties.** Violation of any of the provisions of this code shall constitute an offense punishable by a fine not to exceed two thousand dollars (\$2,000.00) in accordance with City of Amarillo Ordinance No. 5709 and Chapter 1-1, Section 1-1-5 of the City of Amarillo Municipal Code.

---

**\*\*\*Section 110.4; add Section 110.4.2 to read as follows:**

**110.4.2 Applicability.** Any person, firm, partnership, corporation, association, or other entity shall be presumed to be the violator if the person, firm, partnership, corporation, association, or other entity is the owner or occupant of the subjected property, exercises actual or apparent control over the subject property, or is listed as the water customer of the city for the subject property.

---

**\*\*Section 111; add Section 111.5 to read as follows:**

**111.5 Unsafe structures.** Abandoned and substandard structures shall be subject to the requirements of applicable provisions in accordance with City of Amarillo Ordinance No. 7693, and Chapter 4-3, Article I, Section 4-3-3 of the City of Amarillo Municipal Code and state law.

---

**\*\*Section 112.4; amend Section 112.4 to read as follows:**

**112.4 Failure to comply.** Any person who shall continue any work after having been served with a stop work order, except such work as that person is directed to perform to remove a violation or unsafe condition, shall be liable to a fine as specified in Section 1-1-5 of the City of Amarillo Municipal Code for violations.

---

**\*\*\*Section 202; amend and add definitions to read as follows:**

**\*\*AMBULATORY CARE FACILITY.** Buildings or portions thereof used to provide medical, surgical, psychiatric, nursing, or similar care on a less than 24-hour basis to persons who are rendered incapable of self-preservation by the services provided or staff has accepted responsibility for care recipients already incapable. This group may include but not be limited to the following:

- Dialysis centers
- Procedures involving sedation
- Sedation dentistry
- Surgery centers
- Colonic centers
- Psychiatric centers

*(Reason: to clarify the range of uses included in the definition)*

**\*\*\*Analog Intelligent Addressable Fire Detection System.** Any system capable of calculating a change in value by directly measurable quantities (voltage, resistance, etc.) at the sensing point. The physical analog may be conducted at the sensing point or at the main control panel. The system shall be able for compensating for long term changes in sensor response while maintaining a constant sensitivity. The compensation shall have a preset point at which a detector maintenance signal shall be transmitted to the control panel. The sensor shall remain capable of detecting and transmitting an alarm while in maintenance alert.

**\*\*\*ATRIUM.** An opening connecting ~~two~~ three or more stories...{Remaining text unchanged}

*(Reason: Accepted practice in the region based on legacy codes. IBC Section 1009 permits unenclosed two story stairways under certain circumstances.)*

**\*\*\*Cooking Tent.** A tent or multiple tents without sidewalls or drops, with an aggregate area of no greater than 200 square feet that is used to cover cooking appliances or devices and is not occupied by the public. Cooking tents shall meet NFPA 701.

**\*\*\*DEFEND IN PLACE.** A method of emergency response that engages building components and trained staff to provide occupant safety during an emergency. Emergency response involves remaining in place, relocating within the building, or both, without evacuating the building.

*(Reason: Added from International Building Code (IBC) definitions for consistency in interpretation of the subject requirements pertaining to such occupancies.)*

**\*\*FIRE MARSHAL.** The Fire Code Official of the Department of Fire Prevention City of Amarillo.

**\*\*\*FIRE WATCH.** A temporary measure intended to ensure continuous and systematic surveillance of a building or portion thereof by one or more qualified individuals or standby personnel when required by the Fire Code Official, for the purposes of identifying and controlling fire hazards, detecting early signs of unwanted fire, raising an alarm of fire and notifying the fire department.

*(Reason: Clearly defines options to the fire department for providing a fire watch.)*

**\*\*FIREWORKS.** Any composition or device for the purpose of producing a visible or an audible effect for entertainment purposes by combustion, deflagration, or detonation, and/or activated by ignition with a match or other heat producing device that meets the definition of 1.3G fireworks or 1.4G fireworks.  
*{Remainder of text unchanged}*

**Fireworks, 1.3G.** {Remainder of text unchanged}

**Fireworks, 1.4G.** Small fireworks devices containing restricted amounts of pyrotechnic composition designed primarily to produce visible or audible effects by combustion. Such 1.4G fireworks which comply with the construction, chemical composition and labeling regulations of the DOTn for Fireworks, UN 0336 and requires an external heat source for ignition or activation.

*(Reason: Increased safety from fireworks related injuries.)*

**HIGH-PILED COMBUSTIBLE STORAGE: add a second paragraph to read as follows:**

Any building classified as a group S Occupancy or Speculative Building exceeding 6,000 sq. ft. that has a clear height in excess of 14 feet, making it possible to be used for storage in excess of 12 feet, shall be considered to be high-piled storage. When a specific product cannot be identified, a fire protection system and life safety features shall be installed as for Class IV commodities, to the maximum pile height.

*(Reason: To provide protection for worst-case scenario in flexible or unknown situations.)*

**HIGH-RISE BUILDING.** A building with an occupied floor located more than ~~75~~ 55 feet (22,860 16,764 mm) above the lowest level of fire department vehicle access.

*(Reason: Allows for additional construction safety features to be provided, based on firefighting response capabilities.)*

**\*\*NIGHTCLUB.** A place of entertainment open at night, usually serving or allowing the consumption of alcoholic beverages, having a floor show, or providing music and space for dancing.

**\*\*\*REPAIR GARAGE.** A building, structure or portion thereof used for servicing or repairing motor vehicles. This occupancy shall also include garages involved in minor repair, modification and servicing of motor vehicles for items such as lube changes, inspections, windshield repair or replacement, shocks, minor part replacement, and other such minor repairs.

*(Reason: To further clarify types of service work allowed in a repair garage, as well as to correspond with definition in the IBC.)*

**\*\*\*SELF-SERVICE STORAGE FACILITY.** Real property designed and used for the purpose of renting or leasing individual storage spaces to customers for the purpose of storing and removing personal property on a self-service basis.

*(Reason: To provide a definition that does not exist in the code.)*

**\*\*\*STANDBY PERSONNEL.** Qualified fire service personnel, approved by the Fire Chief. When utilized, the number required shall be as directed by the Fire Chief. Charges for utilization shall be as normally calculated by the jurisdiction.

*(Reason: To provide a definition that does not exist in the code for fire watch accommodations as required by the jurisdiction.)*

**\*\*\*UPGRADED OR REPLACED FIRE ALARM SYSTEM.** A fire alarm system that is upgraded or replaced includes, but is not limited to the following:

- Replacing one single board or fire alarm control unit component with a newer model
- Installing a new fire alarm control unit in addition to or in place of an existing one
- Conversion from a horn system to an emergency voice/alarm communication system
- Conversion from a conventional system to one that utilizes addressable or analog devices

The following are not considered an upgrade or replacement:

- Firmware updates
- Software updates
- Replacing boards of the same model with chips utilizing the same or newer firmware

*(Reason: This is referenced in several places, but the wording of “upgraded or replaced” is somewhat ambiguous and open to interpretation. Defining it here allows for consistent application across the region.)*

---

**\*\*\*Section 307.1.1; change to read as follows:**

**307.1.1 Prohibited Open Burning.** ~~Open burning shall be prohibited that is offensive or objectionable because of smoke emissions or when atmospheric conditions or local circumstances make such fires hazardous shall be prohibited.~~ No person may cause, suffer, allow or permit any open burning within the city limits of Amarillo.

**Exception:** {Existing text unchanged}

*(Reason: To further protect adjacent property owners/occupants from open burning and/or smoke emissions from open burning.)*

---

**\*\*\*Section 307.2; change to read as follows:**

**307.2 Permit Required.** A permit shall be obtained from the Fire Code Official in accordance with Section 105.6 prior to kindling a fire for recognized silvicultural or range or wildlife management practices, ~~prevention or control of disease or pests, or open burning~~ a bonfire. Application for such approval shall only be presented by and permits issued to the owner of the land upon which the fire is to be kindled.

Examples of state or local law, or regulations referenced elsewhere in this section may include but not be



limited to the following:

1. Texas Commission on Environmental Quality (TCEQ) guidelines and/or restrictions.
2. State, County, or Local temporary or permanent bans on open burning.
3. Local written policies as established by the Fire Code Official.

*(Reason: Amendments to 307.2, 307.4, 307.4.3, and 307.5 better explain current requirements and recognize that jurisdictions have local established policies that best fit their environments.)*

---

**\*\*\*Section 307.3; change to read as follows:**

**307.3 Extinguishment authority.** When open burning creates or adds to a hazardous situation, or a required permit for open burning has not been obtained, the fire code official is authorized to order the extinguishment of the open burning operation. The Fire Code Official is authorized to order the extinguishment by the permit holder, another person responsible or the fire department of open burning that creates or adds to a hazardous or objectionable situation.

*(Reason: Provides direction as to responsible parties relative to extinguishment of the subject open burning.)*

---

**\*\*\*Section 307.4; change to read as follows:**

**307.4 Location.** The location for open burning shall not be less than 50 300 feet (15,240 91,440 mm) from any structure, and provisions shall be made to prevent the fire from spreading to within 50 300 feet (15,240 91,440 mm) of any structure.

**Exceptions:** {Existing text for Exc. 1 unchanged, Delete Exc. 2}

*(Reason: To increase the separation distance thereby increasing the safety to adjacent properties, as per applicable TCEQ rules and regulations regarding outdoor burning.)*

---

**\*\*\*Section 307.4.1; change to read as follows:**

**307.4.1, Bonfires.** A bonfire shall not be conducted within the city limits of Amarillo.

**\*\*\*Section 307.4.2; change to read as follows:**

**307.4.2, Recreational fires.** A recreational fire shall not be conducted within the city limits of Amarillo.

**\*\*\*Section 307.4.3, Exceptions; add exception #2 to read as follows:**

**Exceptions:**

2. Where buildings, balconies and decks are protected by an approved automatic sprinkler system.

*(Reason: To reflect similar allowances for open-flame cooking in these same locations.)*

---

**\*\*\*Section 307.4.4 and 5; add section 307.4.4 \*\*Section 307.4.4 and 307.4.5; change to read as follows:**

**307.4.4 Permanent Outdoor Firepit.** Permanently installed outdoor firepits for recreational fire purposes shall not be installed within 10 feet of a structure or combustible material.

**Exception:** Permanently installed outdoor fireplaces constructed in accordance with the International Building Code.

**307.4.5 Trench Burns.** Trench burns shall be conducted in air curtain trenches and in accordance with Section 307.2.

*(Reason: To provide a greater level of safety for this potentially hazardous fire exposure condition. Decrease in separation distance allowed for outdoor firepits due to permanent nature of construction having substantial securement.)*

---

**\*\*\*Section 307.5; change to read as follows:**

**307.5 Attendance.** ~~Open burning, trench burns, bonfires, recreational fires, and use of portable outdoor fireplaces shall be constantly attended until the... (Remainder of section unchanged)~~

*(Reason: Adds attendance for trench burns based on previous amendment provision for such.)*

---

**\*\*\*Section 308.1.4; change to read as follows:**

**308.1.4 Open-flame Cooking Devices.** ~~Charcoal burners and other~~ Open-flame cooking devices, charcoal grills and other similar devices used for cooking shall not be operated located or used on combustible balconies, decks, or within 10 feet (3,048 mm) of combustible construction.

**Exceptions:**

1. ~~One- and two-family dwellings, except that LP-gas containers are limited to a water capacity not greater than 50 pounds (22.68 kg) [nominal 20 pound (9.08 kg) LP-gas capacity] with an aggregate LP-gas capacity not to exceed 100 pounds (5 containers).~~
2. ~~Where buildings, balconies and decks are protected by an approved automatic sprinkler system, except that and LP-gas containers are limited to a water capacity not greater than 50 pounds (22.68 kg) [nominal 20 pound (9.08 kg) LP-gas capacity], with an aggregate LP-gas capacity not to exceed 40 lbs. (2 containers); LP-gas cooking devices having LP-gas container with a water capacity not greater than 2½ pounds [nominal 1-pound (0.454 kg) LP-gas capacity].~~
3. *{Remaining text unchanged}*

*(Reason: Decrease fire risk in multi-family dwellings and minimizes ignition sources and clarify allowable limits for 1 & 2 family dwellings and allow an expansion for sprinklered multi-family uses. This amendment adds clarification and defines the container size allowed for residences.)*

---

**\*\*\*Section 308.1.6.2, Exception #3; change to read as follows:**

**Exceptions:**

3. ~~Torches or flame-producing devices in accordance with Section 308.4~~ 308.1.3.

*(Reason: Section identified in published code is inappropriate.)*

---

**\*\*\*Section 308.1.6.3; change to read as follows:**

**308.1.6.3 Sky Lanterns.** ~~A person shall not release or cause to be released an untethered unmanned free-floating device containing an open flame or other heat source, such as but not limited to a sky lantern.~~

*(Reason: Eliminates the potential fire hazard presented by utilization of such devices and the potential accidental release of such devices.)*

---

**\*\*\*Section 311.5; change to read as follows:**

**311.5 Placards.** ~~Any~~ The Fire Code Official is authorized to require marking of any vacant or abandoned buildings or structures determined to be unsafe pursuant to Section 110 of this code relating to structural or interior hazards, shall be marked as required by Section 311.5.1 through 311.5.5.

*(Reason: There may be situations where placarding is not desired or necessary; also clarifies intent that it is not the Fire Code Official's responsibility to provide the placard.)*

---

**\*\*\*Section ~~321 320~~; add new Section 321 320 to read as follows:**

**321.1 320 EMS Elevator.** Where elevators are provided in buildings, the elevator, or not less than one elevator per bank, shall be provided for fire department emergency access to all floors. A single elevator shall constitute a bank. The elevator car shall be of such size and arrangement to accommodate an ambulance stretcher 24 inches by 84 inches with not less than 5 inch radius corners, in the horizontal,

open position and emergency personnel. The elevator and shall be identified by the international symbol for emergency medical services (star of life). The symbol shall not be less than 3 inches in height and shall be placed inside on both sides of the hoist way door frame. This section for the new construction of elevators and is not applicable to existing elevators in existing buildings.

---

**\*\*Section 401; change Section 401.3.1 to read as follows:**

**401.3.1 Fire events.** In the event of an unwanted fire occurs, or the discovery of fire, smoke, or unauthorized release of a hazardous material on a property, the owner or occupant shall immediately report such condition to the fire department.

---

**\*\*\*Section 403.5; change Section 403.5 to read as follows:**

**403.5 Group E Occupancies.** An approved fire safety and evacuation plan in accordance with Section 404 shall be prepared and maintained for Group E occupancies and for buildings containing both a Group E occupancy and an atrium. A diagram depicting two evacuation routes shall be posted in a conspicuous location in each classroom. Group E occupancies shall also comply with Sections 403.5.1 through 403.5.3.

*(Reason: The diagrams are intended to assist with egress in such occupancies – specifically, the primary teacher is not always present to assist children with egress. Also, such will help reinforce evacuation drill requirements.)*

---

**\*\*\*Section 404.2.2; add Number 4.10 to read as follows:**

4.10 Fire extinguishing system controls.

*(Reason: The committee believed this information could be of great help to such plans to facilitate locating sprinkler valves to minimize water damage, for instance.)*

---

**\*\*\*Section 405.4; change Section 405.4 to read as follows:**

**405.4 Time.** The Fire Code Official may require an evacuation drill at any time. Drills shall be held at unexpected times and under varying conditions to simulate the unusual conditions that occur in case of fire.

*(Reason: This change clarifies who may require a fire or evacuation drill.)*

---

**\*\*\*Section 501.4; change to read as follows:**

**501.4 Timing of Installation.** When fire apparatus access roads or a water supply for fire protection is required to be installed for any structure or development, they shall be installed, tested, and approved prior to the time of which construction has progressed beyond completion of the foundation of any structure. ~~such protection shall be installed and made serviceable prior to and during the time of construction except when approved alternative methods of protection are provided. Temporary street signs shall be installed at each street intersection when construction of new roadways allows passage by vehicles in accordance with Section 505.2.~~

*(Reason: Reflects current practice in the region relative to ensuring fire department and EMS access during construction, which can be a time of increased frequency for emergency incidents.)*

---

**\*\*\*Section 503.1.1; add sentence to read as follows:**

Except for one- or two-family dwellings, the path of measurement shall be along a minimum of a ten(10') feet wide unobstructed pathway around the external walls of the structure.

*(Reason: Recognizes that the hose lay provision can only be measured along a pathway that is wide enough for fire fighter access.)*

---

**\*\*\*Section 503.1; add Section 503.1.4 to read as follows:**

**503.1.4 Residential subdivision.** The maximum dead-end cul-de-sac length shall not exceed 600 feet (600') as measured from the centerline of the intersecting street to the center point of the radius.

**Exception:** Where an approved automatic fire suppression system is installed per Section 903 is

provided.

---

**\*\*Section 503.2.1; change to read as follows:**

**503.2.1 Dimensions.** Fire apparatus access roads shall have an unobstructed width of not less than ~~20~~ 24 feet (~~6,096 mm~~ 7,315 mm), exclusive of shoulders, except for approved security gates in accordance with Section 503.6, and an unobstructed vertical clearance of not less than ~~13 feet 6 inches (4,115 mm)~~ 14 feet 6 inches (4,267 4,420 mm).

**Exception:** Vertical clearance may be reduced; provided such reduction does not impair access by fire apparatus and approved signs are installed and maintained indicating the established vertical clearance when approved.

*(Reason: Amendments to 503.2.1 and 503.2.2 recognize that the equipment now used in firefighting is increasing in size. The code already recognizes that larger dimensions may be required under Section 503.2.2. The amendments are to standardize the dimensions for this area. With the increase in fire apparatus size, this will allow for the passage of two fire apparatus during a fire or EMS emergency.)*

---

**\*\*\*Section 503.2.2; change to read as follows:**

**503.2.2 Authority.** The Fire Code Official shall have the authority to require an increase in the minimum access widths and vertical clearances where they are inadequate for fire or rescue operations.

*(Reason: Amendments to 503.2.1 and 503.2.2 recognize that the equipment now used in firefighting is increasing in size. The code already recognizes that larger dimensions may be required under Section 503.2.2. The amendments are to standardize the dimensions for this area. With the increase in fire apparatus size, this will allow for the passage of two fire apparatus during a fire or EMS emergency.)*

---

**\*\*\*Section 503.2.3; change Section 503.2.3 to read as follows:**

**503.2.3 Surface.** Fire apparatus access roads shall be designed and maintained to support imposed loads of 80,000 Lbs. for fire apparatus and shall be surfaced so as to provide all-weather driving capabilities, and shall be paved using either asphalt or concrete as defined by this amendment the City of Amarillo's Driveway and Parking Manual.

*(Reason: To address the current size of fire trucks in use – figure derived from DOT requirements for waiver of vehicle exceeding such weight.)*

---

**\*\*\*Section 503.2.4; change Section 503.2.4 to read as follows:**

**503.2.4 Turning radius.** The required turning radius of a fire apparatus access road shall be in accordance with this section. Any such fire lane shall either connect both ends to a dedicated public street or fire lane or be provided with an approved turnaround having a minimum outer radius of fifty feet. If two or more interconnection lanes are provided, interior radius for that connection shall be required in accordance with the following:

- 24 foot fire lane – min radius 30 feet
- 26 foot fire lane – min radius 30 feet
- 30 foot fire lane – min radius 20 feet

Intersecting fire lanes of dissimilar widths shall be provided with turn radii based upon the shortest width. Fire lane dimensions established by Appendix D, or other sections of this Code, shall be superseded by the criteria established by this section. The requirements of Section D105 shall remain unchanged.

---

**\*\*\*Section 503.2.7; add a sentence to end of paragraph to read as follows:**

**503.2.7 Grade.** *{Existing text unchanged}*...In no case shall the grades along a fire apparatus access road exceed the following:

- Along the fire apparatus access road – 6%
- Cross slope – 5%

---

**\*\*\*Section 503.2.8; change to read as follows:**

**503.2.8 Angles of approach and departure.** The angles of approach and departure for fire apparatus access roads shall not exceed 6% or as approved by the Fire Code Official.

---

**\*\*\*Section 503.3; change to read as follows:**

**503.3 Marking.** Where required by the Fire Code Official, approved signs or other approved notices or markings that include the words ~~NO PARKING – FIRE LANE~~ Striping, signs, or other markings, when approved by the Fire Code Official, shall be provided for fire apparatus access roads to identify such roads or prohibit the obstruction thereof. ~~The means by which fire lanes are designated~~ Striping, signs and other markings shall be maintained in a clean and legible condition at all times and be replaced or repaired when necessary to provide adequate visibility.

(1) **Striping** – Fire apparatus access roads shall be continuously marked by painted lines of red traffic paint six inches (6”) in width to show the boundaries of the lane. The words “NO PARKING FIRE LANE” or “FIRE LANE NO PARKING” shall appear in four inch (4”) white letters at 25 feet intervals on the red border markings along both sides of the fire lanes. Where a curb is available, the striping shall be on the vertical face of the curb.

(2) **Signs** – Signs shall read “NO PARKING FIRE LANE” or “FIRE LANE NO PARKING” and shall be 12” wide and 18” high. Signs shall be painted on a white background with letters and borders in red, using not less than 2” lettering. Signs shall be permanently affixed to a stationary post and the bottom of the sign shall be six feet, six inches (6’-6”) above finished grade. Signs shall be spaced not more than fifty feet (50’) apart along both sides of the fire lane. Signs may be installed on permanent buildings or walls or as approved by the Fire [Chief Code Official](#).

**503.3.1 Unauthorized marking.** No person may mark, post or otherwise identify a private passageway or public roadway as a fire lane, fire zone or in such a manner as tends to create confusion as to whether the passageway is a fire lane without obtaining approval by the fire code official.

*(Reason: Establishes a standard method of marking and reflects local long-standing practices.)*

---

**\*\*\*Section 503.4; change to read as follows:**

**503.4 Obstruction of Fire Apparatus Access Roads.** Fire apparatus access roads shall not be obstructed in any manner, including the parking of vehicles. The minimum widths and clearances established in Section 503.2.1 and any area marked as a fire lane as described in Section 503.3 shall be maintained at all times.

*(Reason: As originally worded, the section implied that vehicles could be parked in the marked fire lane and not be in violation if the minimum width is still maintained. Current accepted enforcement practice is to require the entire marked fire lane to be maintained clear and unobstructed.)*

---

**\*\*\*Section 505.1; change to read as follows:**

**505.1 Address Identification.** New and existing buildings shall be provided with approved address identification. The address identification shall be legible and placed in a position that is visible from the street or road fronting the property. Address identification characters shall contrast with their background. Address numbers shall be Arabic numbers or alphabetical letters. Numbers shall not be spelled out. Each character shall be not less than ~~4 inches (102 mm)~~ 6 inches (152.4 mm) high with a minimum stroke width of ½ inch (12.7 mm). Where required by the fire code official, address numbers shall be provided in additional approved locations to facilitate emergency response. Where access is by means of a private road, ~~buildings do not immediately front a street, and/or the building cannot be viewed from the public way, a monument, pole or other sign~~ with approved 6 inch (152.4 mm) height building numerals or



addresses and 4 inch (101.6 mm) height suite/apartment numerals of a color contrasting with the background of the building or other approved means shall be used to identify the structure. Numerals or addresses shall be posted on a minimum 20 inch (508 mm) by 30 inch (762 mm) background on border. Address identification shall be maintained.

**Exception:** R-3 Single Family occupancies shall have approved numerals of a minimum 3½ inches (88.9 mm) in height and a color contrasting with the background clearly visible and legible from the street fronting the property and rear alleyway where such alleyway exists.

*(Reason: To increase the minimum addressing requirements for commercial properties and establish a minimum for single-family residential properties, such improves legibility of these signs which are critical to emergency response in a more timely manner.)*

---

**\*\*\*Section 506.1; add Section 506.1.3 to read as follows:**

**506.1.3 Knox box locations.** The key box shall be provided at the entrance to the sprinkler riser room and the fire pump room. Additional key boxes shall be placed at the main entrance to a large building when determined by the fire code official that it is necessary due to the size and remoteness from the sprinkler riser room and/or fire pump room.

---

**\*\*\*Section 507.4; change to read as follows:**

**507.4 Water Supply Test Date and Information.** The water supply test used for hydraulic calculation of fire protection systems shall be conducted in accordance with NFPA 291 "Recommended Practice for Fire Flow Testing and Marking of Hydrants" and within one year of sprinkler plan submittal. The Fire Code Official shall be notified prior to the water supply test. Water supply tests shall be witnessed by the Fire Code Official, as required or approved documentation of the test shall be provided to the Fire Code Official prior to final approval of the water supply system. The exact location of the static/residual hydrant and the flow hydrant shall be indicated on the design drawings. All fire protection plan submittals shall be accompanied by a hard copy of the waterflow test report, or as approved by the Fire Code Official. The report must indicate the dominant water tank level at the time of the test and the maximum and minimum operating levels of the tank, as well, or identify applicable water supply fluctuation. The licensed contractor must then design the fire protection system based on this fluctuation information, as per the applicable referenced NFPA standard. Reference Section 903.3.5 for additional design requirements.

*(Reason: Clarifies intent of the test to ensure contractor accounts for water supply fluctuations.)*

---

**\*\*\*Section 507.5.4; change to read as follows:**

**507.5.4 Obstruction.** Unobstructed access to fire hydrants shall be maintained at all times. Posts, fences, vehicles, growth, trash, storage and other materials or objects shall not be placed or kept near fire hydrants, fire department inlet connections or fire protection system control valves in a manner that would prevent such equipment or fire hydrants from being immediately discernible. The fire department shall not be deterred or hindered from gaining immediate access to fire protection equipment or fire hydrants.

*(Reason: Additional guidance based on legacy language to ensure these critical devices are available in an emergency incident.)*

---

**\*\*\*Section 509.1.2; add new Section 509.1.2 to read as follows:**

**509.1.2 Sign Requirements.** Unless more stringent requirements apply, lettering for signs required by this section shall have a minimum height of 2 inches (50.8 mm) when located inside a building and 4 inches (101.6 mm) when located outside, or as approved by the Fire Code Official. The letters shall be of a color that contrasts with the background.

*(Reason: Provides direction as to appropriate sign criteria to develop local and regional consistency in this regard.)*

---

**\*\*\*Section 603.3.2 and 603.3.2.1; change to read as follows:**

**603.3.1 Fuel oil storage in outside, above-ground tanks.** Where connected to a fuel-oil piping system, the maximum amount of fuel oil storage allowed outside above ground without additional protection shall be 660 gallons (2,498 L). The storage of fuel oil above ground in quantities exceeding 660 gallons (2,498 L) shall comply with NFPA 31 and Chapter 57.



**603.3.2 Fuel oil storage inside buildings.** Fuel oil storage inside buildings shall comply with Sections 603.3.2.1 through 603.3.2.5 or and Chapter 57.

**603.3.2.1 Quantity limits.** One or more fuel oil storage tanks containing Class II or III combustible liquid shall be permitted in a building. The aggregate capacity of all tanks shall not exceed the following:

1. 660 gallons (2,498 L) in unsprinklered buildings, where stored in a tank complying with UL 80, UL 142 or UL 2085~~;~~ for Class III liquids, and also listed as a double-wall/secondary containment tank for Class II liquids.
2. 1,320 gallons (4,996 L) in buildings equipped with an automatic sprinkler system in accordance with Section 903.3.1.1, where stored in a tank complying with UL 142~~;~~ or UL 2085 as a double-wall/secondary containment tank.
3. 3,000 gallons (11,356 L) where stored in protected above-ground tanks complying with UL 2085 and Section 5704.2.9.7 and the room is protected by an automatic sprinkler system in accordance with Section 903.3.1.1.

*(Reason: Issues addressed by Chapter 57, such as venting to outside of buildings, remote fill to outside of building, overfill protection, physical protection, etc., are not included in Section 603.3, so compliance with Chapter 57 is also required. The Board determined that fuel storage in such tanks inside of buildings is commonly in double-wall tanks, and that this inherent leak protection was prudent in order to allow these quantities of combustible liquids to be stored inside a building for such purpose.)*

---

**\*\*\*Section 807.5.2.2 and 807.5.2.3; change to read as follows:**

**807.5.2.2 Artwork in Corridors.** Artwork and teaching materials shall be limited on the walls of corridors to not more than 20 percent of the wall area. Such materials shall not be continuous from floor to ceiling or wall to wall. Curtains, draperies, wall hangings, and other decorative material suspended from the walls or ceilings shall meet the flame propagation performance criteria of NFPA 701 in accordance with Section 807 or be noncombustible.

**Exception:** Corridors protected by an approved automatic sprinkler system installed in accordance with Section 903.3.1.1 shall be limited to 50 percent of the wall area.

**807.5.2.3 Artwork in Classrooms.** Artwork and teaching materials shall be limited on walls of classrooms to not more than 50 percent of the specific wall area to which they are attached. Curtains, draperies, wall hangings and other decorative material suspended from the walls or ceilings shall meet the flame propagation performance criteria of NFPA 701 in accordance with Section 807 or be noncombustible.

*(Reason: This change allows an increase in wall coverage due to the presence of sprinklers. Also provides additional guidance relative to fire resistance requirements in these areas.)*

---

**\*\*\*Section 807.5.5.2 and 807.5.5.3; change to read as follows:**

**807.5.5.2 Artwork in Corridors.** Artwork and teaching materials shall be limited on the walls of corridors to not more than 20 percent of the wall area. Such materials shall not be continuous from floor to ceiling or wall to wall. Curtains, draperies, wall hangings and other decorative material suspended from the walls or ceilings shall meet the flame propagation performance criteria of NFPA 701 in accordance with Section 807 or be noncombustible.

**Exception:** Corridors protected by an approved automatic sprinkler system installed in accordance with Section 903.3.1.1 shall be limited to 50 percent of the wall area.

**807.5.5.3 Artwork in Classrooms.** Artwork and teaching materials shall be limited on walls of classrooms to not more than 50 percent of the specific wall area to which they are attached. Curtains, draperies, wall hangings and other decorative material suspended from the walls or ceilings shall meet the flame propagation performance criteria of NFPA 701 in accordance with Section 807 or be noncombustible.

*(Reason: This change allows an increase in wall coverage due to the presence of sprinklers. Also*

provides additional guidance relative to fire resistance requirements in these areas.)

---

**\*\*\*Section 901.4.6; add sentence at end of paragraph to read as follows:**

**901.4.6 Pump and riser room size.** {Existing text to remain} ... Minimum riser room size shall be 36 sq ft, with the minimum dimension being 6 feet.

---

**\*\*\*Section 901.4; add Section 901.4.6.5 to read as follows:**

**901.4.6.5 Fire protection equipment only.** Fire pump and automatic sprinkler system riser rooms shall be limited to equipment that is intended for fire protection and operations.

---

**\*\*\*Section 901.6.1; add Section 901.6.1.1 to read as follows:**

**901.6.1.1 Standpipe Testing.** Building owners/managers must maintain and test standpipe systems as per NFPA 25 requirements. The following additional requirements shall be applied to the testing that is required every 5 years:

1. The piping between the Fire Department Connection (FDC) and the standpipe shall be backflushed or inspected by approved camera when foreign material is present or when caps are missing, and also hydrostatically tested for all FDC's on any type of standpipe system. Hydrostatic testing shall also be conducted in accordance with NFPA 25 requirements for the different types of standpipe systems.
2. For any manual (dry or wet) standpipe system not having an automatic water supply capable of flowing water through the standpipe, the tester shall connect hose from a fire hydrant or portable pumping system (as approved by the Fire Code Official) to each FDC, and flow water through the standpipe system to the roof outlet to verify that each inlet connection functions properly. Confirm that there are no open hose valves prior to introducing water into a dry standpipe. There is no required pressure criteria at the outlet. Verify that check valves function properly and that there are no closed control valves on the system.
3. Any pressure relief, reducing, or control valves shall be tested in accordance with the requirements of NFPA 25. All hose valves shall be exercised.
4. If the FDC is not already provided with approved caps, the contractor shall install such caps for all FDC's as required by the Fire Code Official.
5. Upon successful completion of standpipe test, place a blue tag (as per Texas Administrative Code, Fire Sprinkler Rules for Inspection, Test and Maintenance Service (ITM) Tag) at the bottom of each standpipe riser in the building. The tag shall be check-marked as "Fifth Year" for Type of ITM, and the note on the back of the tag shall read "5 Year Standpipe Test" at a minimum.
6. The procedures required by Texas Administrative Code Fire Sprinkler Rules with regard to Yellow Tags and Red Tags or any deficiencies noted during the testing, including the required notification of the local Authority Having Jurisdiction (Fire Code Official) shall be followed.
7. Additionally, records of the testing shall be maintained by the owner and contractor, if applicable, as required by the State Rules mentioned above and NFPA 25.
8. Standpipe system tests where water will be flowed external to the building shall not be conducted during freezing conditions or during the day prior to expected night time freezing conditions.
9. Contact the Fire Code Official for requests to remove existing fire hose from Class II and III standpipe systems where employees are not trained in the utilization of this firefighting equipment. All standpipe hose valves must remain in place and be provided with an approved cap and chain when approval is given to remove hose by the Fire Code Official.

*(Reason: Increases the reliability of the fire protection system and re-emphasizes the requirements of NFPA 25 relative to standpipe systems, as well as ensuring that FDC connections are similarly tested/maintained to ensure operation in an emergency incident.)*

---

**\*\*\*Section 901.6.4; add Section 901.6.4 to read as follows:**

**901.6.4 False Alarms and Nuisance Alarms.** False alarms and nuisance alarms shall not be given, signaled or transmitted or caused or permitted to be given, signaled or transmitted in any manner.

*(Reason: Places the responsibility on the business or property owner to maintain their fire alarm systems in approved condition. Allows the enforcement of "prohibition of false alarms". Replaces text lost from the*

**\*\*\*Section 901.7; change to read as follows:**

**901.7 Systems Out of Service.** Where a required *fire protection system* is out of service or in the event of an excessive number of activations, the fire department and the Fire Code Official shall be notified immediately and, where required by the Fire Code Official, the building shall either be evacuated or an approved fire watch shall be provided for all occupants left unprotected by the shut down until the fire protection system has been returned to service....{Remaining text unchanged}

*(Reason: Gives Fire Code Official more discretion with regards to enforcement of facilities experiencing nuisance alarm or fire protection system activations necessitating correction/repair/replacement. The intent of the amendment is to allow local jurisdictions to enforce fire watches, etc., where needed to ensure safety of occupants where fire protection systems are experiencing multiple nuisance activations.)*

**\*\*\*Section 903.1.1; change to read as follows:**

~~**903.1.1 Alternative Protection.** Alternative automatic fire extinguishing systems complying with Section 904 shall be permitted instead of in addition to automatic sprinkler protection where recognized by the applicable standard and, or as approved by the Fire Code Official.~~

~~*(Reason: Such alternative systems do not provide the reliability of automatic sprinkler protection. Most gaseous type systems are highly susceptible to open doors, ceiling or floor tile removal, etc. However, an applicant could pursue an Alternate Method request to help mitigate the reliability issues with these alternative systems with the Fire Code Official if so desired, or there may be circumstances in which the fire code official is acceptable to allowing an alternate system in lieu of sprinklers, such as kitchen hoods or paint booths.)*~~

**\*\*\*Section 903.2; add paragraph to read as follows and delete the exception:**

**903.2 Where required.** {Existing text unchanged}

Automatic Sprinklers shall not be installed in elevator machine rooms, elevator machine spaces, and elevator hoistways, other than pits where such sprinklers would not necessitate shunt trip requirements under any circumstances. Storage shall not be allowed within the elevator machine room. Signage shall be provided at the entry doors to the elevator machine room indicating "ELEVATOR MACHINERY – NO STORAGE ALLOWED."

*(Reason: Firefighter and public safety. This amendment eliminates the shunt trip requirement of the International Building Code Section 3005.5 for the purpose of elevator passenger and firefighter safety. This amendment is contingent on the Building Code amendment eliminating the Exceptions to Section 3005.4, such that passive fire barriers for these areas are maintained. The exception deletion is due to the fact that such telecom areas pose an undue fire risk to the structural integrity of the building.)*

**\*\*\*Section 903.2.8; add Section 903.2.8.5 to read as follows:**

**903.2.9.3 Storage rooms.** Within Group R occupancies, storage areas that are leased or rented shall comply with Section 903.2.9.3.1.

**\*\*\*Section 903.2.9; add Section 903.2.9.3 and 903.2.9.3.1 to read as follows:**

~~**903.2.9.3 Self-Service Storage Facility.** An automatic sprinkler system shall be installed throughout all self-service storage facilities.~~

~~**903.2.9.3.1 Vertical storage limits.** A screen shall be installed at eighteen (18) inches below the level of the sprinkler heads to restrict storage above that level. This screen shall be a mesh of not less than one (1) inch nor greater than six (6) inches in size. The screen and its supports shall be installed such that all elements are at least eighteen (18) inches below any sprinkler heads.~~

measured from the level of the sprinkler deflector.

*(Reason: Fire departments are unable to inspect these commercial occupancies and are unaware of the contents being stored. Previous allowance to separate units by fire barriers is difficult to enforce maintenance after opening.)*

---

**\*\*\*Section 903.2.11; change 903.2.11.3 and add 903.2.11.7 and 903.2.11.8, and ~~903.2.11.9~~ as follows:**

**903.2.11.3 Buildings 55 Feet or more in Height.** An automatic sprinkler system shall be installed throughout buildings that have one or more stories ~~with an occupant load of 30 or more, other than penthouses in compliance with Section 1510 of the International Building Code,~~ located 55 feet (16 764 mm) or more above the lowest level of fire department vehicle access, measured to the finished floor.

**Exceptions:**

1. Open parking structures in compliance with Section 406.5 of the International Building Code, having no other occupancies above the subject garage.
2. ~~Occupancies in Group F-2.~~

**903.2.11.7 High-Piled Combustible Storage.** For any building with a clear height exceeding 12 feet (4,572 mm), see Chapter 32 to determine if those provisions apply.

**903.2.11.8 Spray Booths and Spray Rooms.** New and existing spray booths and spraying rooms shall be protected by an approved automatic fire-extinguishing system. Existing spray booths or spray rooms that are not already equipped with an approved automatic fire suppression system will be required to come into compliance by January 1, 2023.

~~**903.2.11.9 Buildings Over 6,000 sq. ft.** An automatic sprinkler system shall be installed throughout all buildings with a building area 6,000 sq. ft. or greater and in all existing buildings that are enlarged to be 6,000 sq. ft. or greater. For the purpose of this provision, fire walls shall not define separate buildings.~~

**Exception:** Open parking garages in compliance with Section 406.5 of the International Building Code.

*(Reason: Provides jurisdictions options as to their desired level of sprinkler protection based on multiple factors including firefighting philosophies/capabilities.)*

---

**\*\*\*Section 903.3.1.1.1; change Section 903.3.1.1.1 and add Section 903.3.1.1.3 to read as follows:**

**903.3.1.1.1 Exempt Locations.** When approved by the Fire Code Official, automatic sprinklers shall not be required in the following rooms or areas where such...*{Existing text unchanged}*...because it is damp, of fire-resistance-rated construction or contains electrical equipment.

1. Any room where the application of water, or flame and water, constitutes a serious life or fire hazard.
2. Any room or space where sprinklers are considered undesirable because of the nature of the contents, when approved by the Code Official.
3. Generator and transformer rooms, under the direct control of a public utility, separated from the remainder of the building by walls and floor/ceiling or roof/ceiling assemblies having a fire-resistance rating of not less than 2 hours.
4. ~~In rooms or areas that are of noncombustible construction with wholly noncombustible contents.~~
5. Fire service access-Elevator machine rooms, and machinery spaces, and hoistways, other than pits where such sprinklers would not necessitate shunt trip requirements under any circumstances.
6. *{Delete}*

~~**903.3.1.1.3 Residential systems.** In Group R occupancies, an NFPA 13 fire sprinkler system installed in accordance with 903.1.1 shall be required where the building is designed to exceed the maximum allowable factors of Tables 504.3, 504.4, or 506.2 of the 2018 International Building Code for the occupancy classification and construction type. For the purposes of this provision, fire walls shall not~~

define separate buildings.

*(Reason: Gives more direction to code official. Exception 4 deleted to provide protection where fire risks are poorly addressed. Amendment 903.2 addresses Exception 5 above relative to the elimination of sprinkler protection in these areas to avoid the shunt trip requirement.)*

---

**~~\*\*\*Section 903.3.1.2.3; delete section and replace as follows:~~**

**~~Section 903.3.1.2.3 Attached Garages and Attics.~~** ~~Sprinkler protection is required in attached garages, and in the following attic spaces:~~

- ~~1. Attics that are used or intended for living purposes or storage shall be protected by an automatic sprinkler system.~~
- ~~2. Where fuel-fired equipment is installed in an unsprinklered attic, not fewer than one quick-response intermediate temperature sprinkler shall be installed above the equipment.~~
- ~~3. Attic spaces of buildings that are two or more stories in height above grade plane or above the lowest level of fire department vehicle access.~~
- ~~4. Group R-4, Condition 2 occupancy attics not required by Item 1 or 3 to have sprinklers shall comply with one of the following:~~
  - ~~4.1. Provide automatic sprinkler system protection.~~
  - ~~4.2. Provide a heat detection system throughout the attic that is arranged to activate the building fire alarm system.~~
  - ~~4.3. Construct the attic using noncombustible materials.~~
  - ~~4.4. Construct the attic using fire-retardant-treated wood complying with Section 2303.2 of the International Building Code.~~
  - ~~4.5. Fill the attic with noncombustible insulation.~~

*(Reason: Attic protection is required due to issues with fire exposure via soffit vents, as well as firefighter safety. Several jurisdictions indicated experience with un-protected attic fires resulting in displacement of all building occupants. NFPA 13 provides for applicable attic sprinkler protection requirements, as well as exemptions to such, based on noncombustible construction, etc. Attached garages already require sprinklers via NFPA 13R – this amendment just re-emphasizes the requirement.)*

---

**~~\*\*\*Section 903.3.1.3; change to read as follows:~~**

**~~903.3.1.3 NFPA 13D Sprinkler Systems.~~** ~~Automatic sprinkler systems installed in one- and two-family dwellings; Group R-3; Group R-4, Condition 1; and townhouses shall be permitted to be installed throughout in accordance with NFPA 13D or in accordance with state law.~~

*(Reason: To allow the use of the Plumbing section of the International Residential Code (IRC) and recognize current state stipulations in this regard.)*

---

**~~\*\*\*Section 903.3.1.4; add to read as follows:~~**

**~~[F] 903.3.1.4 Freeze protection.~~** ~~Freeze protection systems for automatic fire sprinkler systems shall be in accordance with the requirements of the applicable referenced NFPA standard and this section.~~

**~~903.3.1.4.1 Attics.~~** ~~Only dry-pipe, preaction, or listed antifreeze automatic fire sprinkler systems shall be allowed to protect attic spaces.~~

**~~Exception:~~** ~~Wet-pipe fire sprinkler systems shall be allowed to protect non-ventilated attic spaces where:~~

- ~~1. The attic sprinklers are supplied by a separate floor control valve assembly to allow ease of draining the attic system without impairing sprinklers throughout the rest of the building, and~~
- ~~2. Adequate heat shall be provided for freeze protection as per the applicable referenced NFPA standard, and~~

3. The attic space is a part of the building's thermal, or heat, envelope, such that insulation is provided at the roof deck, rather than at the ceiling level.

**903.3.1.4.2 Heat trace/insulation.** Heat trace/insulation shall only be allowed where approved by the fire code official for small sections of large diameter water-filled pipe.

*(Reason: In the last few years, severe winters brought to light several issues with current practices for sprinklering attics, not the least of which was wet-pipe sprinklers in ventilated attics provided with space heaters, etc. for freeze protection of such piping. This practice is not acceptable for the protection of water-filled piping in a ventilated attic space as it does not provide a reliable means of maintaining the minimum 40 degrees required by NFPA, wastes energy, and presents a potential ignition source to the attic space. Listed antifreeze is specifically included because NFPA currently allows such even though there is no currently listed antifreeze at the time of development of these amendments. The intent of this amendment is to help reduce the large number of freeze breaks that have occurred in the past with water-filled wet-pipe sprinkler systems in the future, most specifically in attic spaces.)*

---

**\*\*\*Section 903.3.5; add a second paragraph to read as follows:**

Water supply as required for such systems shall be provided in conformance with the supply requirements of the respective standards; however, every water-based fire protection system shall be designed with a 10 psi safety factor. Reference Section 507.4 for additional design requirements.

*(Reason: To define uniform safety factor for the region.)*

---

**\*\*\*Section 903.4; add a second paragraph after the exceptions to read as follows:**

Sprinkler and standpipe system water-flow detectors shall be provided for each floor tap to the sprinkler system and shall cause an alarm upon detection of water flow for more than 45 seconds. All control valves in the sprinkler and standpipe systems except for fire department hose connection valves shall be electrically supervised to initiate a supervisory signal at the central station upon tampering.

*(Reason: To avoid significant water losses. Consistent with amendment to IFC 905.9.)*

---

**\*\*\*Section 903.4.2; add second paragraph to read as follows:**

The alarm device required on the exterior of the building shall be a weatherproof horn/strobe notification appliance with a minimum 75 candela strobe rating, installed as close as practicable to the fire department connection.

*(Reason: Fire department connections are not always located at the riser; this allows the fire department faster access.)*

---

**\*\*\*Section 905.2; change to read as follows:**

**905.2 Installation Standard.** Standpipe systems shall be installed in accordance with this section and NFPA 14. Fire department connections for standpipe systems shall be in accordance with Section 912. Manual dry standpipe systems shall be supervised with a minimum of 10 psig and a maximum of 40 psig air pressure with a high/low alarm.

*(Reason: To define manual dry standpipe supervision requirements. Helps ensure the integrity of the standpipe system via supervision, such that open hose valves will result in a supervisory low air alarm.)*

---

**\*\*\*Section 905.3; add Section 905.3.9 and exception to read as follows:**

**905.3.9 Buildings Exceeding 40,000 12,000 sq. ft.** In buildings exceeding 40,000 12,000 square feet in (1,115 m<sup>2</sup>) area per story and where any portion of the building's interior area is more than 200 feet (60,960 mm) of travel, vertically and horizontally, from the nearest point of fire department vehicle access, Class I automatic wet or manual wet standpipes shall be provided.

**Exceptions:**

1. Automatic dry, semi-automatic dry, and manual dry standpipes are allowed as provided for in NFPA 14 where approved by the Fire Code Official.
2. R-2 occupancies of four stories or less in height having no interior corridors.



(Reason: Allows for the rapid deployment of hose lines to the body of the fire. Manual dry option added this edition.)

---

**\*\*\*Section 905.4, change Item 1, 3, and 5, and add Item 7 to read as follows:**

1. In every required ~~interior~~ exit stairway, a hose connection shall be provided for each story above and below grade plane. Hose connections shall be located at an intermediate landing between stories, unless otherwise approved by the Fire Code Official.
2. {Existing text unchanged}
3. In every exit passageway, at the entrance from the exit passageway to other areas of a building.  
**Exception:** Where floor areas adjacent to an exit passageway are reachable from an ~~interior~~ exit stairway hose connection by a {Remainder of text unchanged}
4. {Existing text unchanged}
5. Where the roof has a slope less than four units vertical in 12 units horizontal (33.3-percent slope), each standpipe shall be provided with a two-way a-hose connection shall be located to serve the roof or at the highest landing of an ~~interior~~ exit stairway with stair access to the roof provided in accordance with Section 1011.12.
6. {Existing text unchanged}
7. When required by this Chapter, standpipe connections shall be placed adjacent to all required exits to the structure and at two hundred feet (200') intervals along major corridors thereafter, or as otherwise approved by the Fire Code Official.

(Reason: Item 1, 3, and 5 amendments to remove 'interior' will help to clarify that such connections are required for all 'exit' stairways, to ensure firefighter capabilities are not diminished in these tall buildings, simply because the stair is on the exterior of the building. Item 5 reduces the amount of pressure required to facilitate testing, and provides backup protection for fire fighter safety. Item 7 allows for the rapid deployment of hose lines to the body of the fire.)

---

**\*\*\*Section 905.9; add a second paragraph after the exceptions to read as follows:**

Sprinkler and standpipe system water-flow detectors shall be provided for each floor tap to the sprinkler system and shall cause an alarm upon detection of water flow for more than 45 seconds. All control valves in the sprinkler and standpipe systems except for fire department hose connection valves shall be electrically supervised to initiate a supervisory signal at the central station upon tampering.

(Reason: To avoid significant water losses. Consistent with amendment to IFC 903.4.)

---

**\*\*\*Section 907.1; add Section 907.1.4 and 907.1.4.1 to read as follows:**

**907.1.4 Design Standards.** ~~Where a new fire alarm system is installed, the devices shall be addressable. Fire alarm systems utilizing more than 20 smoke detectors shall have analog initiating devices. Where a new fire alarm system is installed with more than 20 initiating devices, the devices shall be addressable type devices.~~

(Reason: Provides for the ability of descriptive identification of alarms, and reduces need for panel replacement in the future. Updated wording to match the language of the new requirement at 907.5.2.3. Change of terminology allows for reference back to definitions of NFPA 72.)

---

**\*\*\*Section 907.2.1; change to read as follows and add Section 907.2.1.3:**

**907.2.1 Group A.** A manual fire alarm system that activates the occupant notification system in accordance with Section 907.5 shall be installed in Group A occupancies ~~where the~~ having an occupant load ~~due to the assembly occupancy is of~~ 300 or more persons, or where the ~~Group A~~ occupant load is more than 100 persons above or below the lowest level of exit discharge. Group A occupancies not separated from one another in accordance with Section 707.3.-10 of the International Building Code shall be considered as a single occupancy for the purposes of applying this section. Portions of Group E occupancies occupied for assembly purposes shall be provided with a fire alarm system as required for the Group E occupancy.

**Exception:** {Existing text unchanged}

Activation of fire alarm notification appliances shall:

1. Cause illumination of the means of egress with light of not less than 1 foot-candle (11 lux) at the walking surface level, and
2. Stop any conflicting or confusing sounds and visual distractions.
3. Activation of a pre-recorded message clearly audible throughout the building when occupant load is over 1,000 people.

*(Reason: Increases the requirement to be consistent with Group B requirement. Also addresses issue found in Group A occupancies of reduced lighting levels and other A/V equipment that distracts from fire alarm notification devices or reduces ability of fire alarm system to notify occupants of the emergency condition.)*

---

**\*\*\*Section 907.2.3; change to read as follows:**

**907.2.3 Group E.** A manual fire alarm system that initiates the occupant notification signal utilizing an emergency voice/alarm communication system meeting the requirements of Section 907.5.2.2 and installed in accordance with Section 907.6 shall be installed in Group E educational occupancies. When automatic sprinkler systems or smoke detectors are installed, such systems or detectors shall be connected to the building fire alarm system. An approved smoke detection system shall be installed in Group E day care occupancies. Unless separated by a minimum of 100' open space, all buildings, whether portable buildings or the main building, will be considered one building for alarm occupant load consideration and interconnection of alarm systems.

**Exceptions:**

1. *{Existing text unchanged}*
  - 1.1. Residential In-Home day care with not more than 12 children may use interconnected single station detectors in all habitable rooms. (For care of more than five children 2 1/2 or less years of age, see Section 907.2.6.) {No change to remainder of exceptions}

*(Reason: To distinguish educational from day care occupancy minimum protection requirements. Further, to define threshold at which portable buildings are considered a separate building for the purposes of alarm systems. Exceptions provide consistency with State law concerning such occupancies.)*

---

**\*\*\*Section 907.2.12, Exception 3; change to read as follows:**

3. Open air portions of buildings with an occupancy in Group A-5 in accordance with Section 303.1 of the International Building Code; however, this exception does not apply to accessory uses including but not limited to sky boxes, restaurants, and similarly enclosed areas.

*(Reason: To indicate that enclosed areas within open air seating type occupancies are not exempted from automatic fire alarm system requirements.)*

---

**\*\*\*Section 907.4.2; add Section 907.4.2.7 to read as follows:**

**907.4.2.7 Type.** Manual alarm initiating devices shall be an approved double action type.

*(Reason: Helps to reduce false alarms.)*

---

**\*\*\*Section 907.5.3; add Section 907.5.3 to read as follows:**

**907.5.3 Occupant notification.** Occupant notification in accordance with this section and 907.5 shall be required for all new construction, or existing construction complying with the International Building Code, for renovations to existing buildings, tenant spaces, changes in occupancy, replacement or modification of the existing fire alarm system, or as required by the fire code official, for all buildings or spaces provided with an approved automatic fire sprinkler system.

---

**\*\*\*Section 907.6.1; add Section 907.6.1.1 to read as follows:**

**907.6.1.1 Wiring Installation.** ~~All fire alarm systems shall be installed in such a manner that a failure of any single initiating device or single open in an initiating circuit conductor will not interfere with the normal operation of other such devices. All signaling line circuits (SLC) shall be installed in such a way that a single open will not interfere with the operation of any addressable devices (Class A). Outgoing and~~

~~return SLC conductors shall be installed in accordance with NFPA 72 requirements for Class A circuits and shall have a minimum of four feet separation horizontal and one foot vertical between supply and return circuit conductors. The initiating device circuit (IDC) from a signaling line circuit interface device may be wired Class B, provided the distance from the interface device to the initiating device is ten feet or less.~~

~~(Reason: To provide uniformity in system specifications and guidance to design engineers. Improves reliability of fire alarm devices and systems.)~~

---

~~\*\*\*Section 907.6.3; delete all four Exceptions.~~

~~(Reason: To assist responding personnel in locating the emergency event for all fire alarm systems. This is moved from 907.6.5.3 in the 2012 IFC and reworded to match new code language and sections.)~~

---

~~\*\*\*Section 907.6.6; – add sentence at end of paragraph to read as follows:~~

~~See 907.6.3 for the required information transmitted to the supervising station.~~

~~(Reason: To assist responding personnel in locating the emergency event for all fire alarm systems. This is moved from 907.6.5.3 in the 2012 IFC and reworded to match new code language and sections.)~~

---

~~\*\*\*Section 909.22; add to read as follows:~~

~~**909.22 Stairway or Ramp Pressurization Alternative.** Where the building is equipped throughout with an automatic sprinkler system in accordance with Section 903.3.1.1 and the stair pressurization alternative is chosen for compliance with Building Code requirements for a smokeproof enclosure, interior exit stairways or ramps shall be pressurized to a minimum of 0.10 inches of water (25 Pa) and a maximum of 0.35 inches of water (87 Pa) in the shaft relative to the building measured with all interior exit stairway and ramp doors closed under maximum anticipated conditions of stack effect and wind effect. Such systems shall comply with Section 909, including the installation of a separate fire-fighter's smoke control panel as per Section 909.16, and a Smoke Control Permit shall be required from the fire department as per Section 105.7.~~

~~**909.22.1 Ventilating equipment.** The activation of ventilating equipment for the stair or ramp pressurization system shall be by smoke detectors installed at each floor level at an approved location at the entrance to the smokeproof enclosure. When the closing device for the stairway or ramp shaft and vestibule doors is activated by smoke detection or power failure, the mechanical equipment shall activate and operate at the required performance levels. Smoke detectors shall be installed in accordance with Section 907.3.~~

~~**909.22.1.1 Ventilation Systems.** Smokeproof enclosure ventilation systems shall be independent of other building ventilation systems. The equipment, control wiring, power wiring and ductwork shall comply with one of the following:~~

- ~~1. Equipment, control wiring, power wiring and ductwork shall be located exterior to the building and directly connected to the smokeproof enclosure or connected to the smokeproof enclosure by ductwork enclosed by not less than 2-hour fire barriers constructed in accordance with Section 707 of the Building Code or horizontal assemblies constructed in accordance with Section 711 of the Building Code, or both.~~
- ~~2. Equipment, control wiring, power wiring and ductwork shall be located within the smokeproof enclosure with intake or exhaust directly from and to the outside or through ductwork enclosed by not less than 2-hour barriers constructed in accordance with Section 707 of the Building Code or horizontal assemblies constructed in accordance with Section 711 of the Building Code, or both.~~
- ~~3. Equipment, control wiring, power wiring and ductwork shall be located within the building if separated from the remainder of the building, including other mechanical equipment, by not less than 2-hour fire barriers constructed in accordance with Section 707 of the Building Code or horizontal assemblies constructed in accordance with Section 711 of the Building Code, or both.~~

~~**Exceptions:**~~

- ~~1. Control wiring and power wiring utilizing a 2-hour rated cable or cable system.~~
- ~~2. Where encased with not less than 2 inches (51 mm) of concrete.~~

3. Control wiring and power wiring protected by a listed electrical circuit protective systems with a fire-resistance rating of not less than 2 hours.

**909.21.1.2 Standby Power.** Mechanical vestibule and stairway and ramp shaft ventilation systems and automatic fire detection systems shall be provided with standby power in accordance with Section 2702 of the Building Code.

**909.22.1.3 Acceptance and Testing.** Before the mechanical equipment is approved, the system shall be tested in the presence of the Fire Code Official to confirm that the system is operating in compliance with these requirements.

*(Reason: To assist with enforcement of such as a smoke control system, as per Section 909.6.3, especially since a permit is now specifically required for such systems in the Fire Code. Also ensures that a firefighter's override panel is provided as per 909.16 for such systems. The above amendment copies the applicable requirements for such systems from Section 909.20 of the Building Code into the Fire Code. Although the published code did copy the elevator pressurization requirements into the Fire Code, it did not copy over the stair pressurization requirements.)*

---

**\*\*\*Section 910.2; change Exception 2. and 3.to read as follows:**

2. Only manual smoke and heat removal shall not be required in areas of buildings equipped with early suppression fast-response (ESFR) sprinklers. Automatic smoke and heat removal is prohibited.
3. Only manual smoke and heat removal shall not be required in areas of buildings equipped with control mode special application sprinklers with a response time index of  $50(m^*S)^{1/2}$  or less that are listed to control a fire in stored commodities with 12 or fewer sprinklers. Automatic smoke and heat removal is prohibited.

*(Reason: Allows the fire department to control the smoke and heat during and after a fire event, while still prohibiting such systems from being automatically activated, which is a potential detriment to the particular sprinkler systems indicated.)*

---

**\*\*\*Section 910.2; add subsections 910.2.3 with exceptions to read as follows:**

**910.2.3 Group H.** Buildings and portions thereof used as a Group H occupancy as follows:

1. In occupancies classified as Group H-2 or H-3, any of which are more than ~~45,000~~ 12,000 square feet (4,394 1,115 m<sup>2</sup>) in single floor area.

Exception: Buildings of noncombustible construction containing only noncombustible materials.

2. In areas of buildings in Group H used for storing Class 2, 3, and 4 liquid and solid oxidizers, Class 1 and unclassified detonable organic peroxides, Class 3 and 4 unstable (reactive) materials, or Class 2 or 3 water-reactive materials as required for a high-hazard commodity classification.

Exception: Buildings of noncombustible construction containing only noncombustible materials.

*(Reason: Maintains a fire protection device utilized in such occupancies where it is sometimes necessary to allow chemicals to burn out, rather than extinguish.)*

---

**\*\*\*Section 910.3; add section 910.3.4 to read as follows:**

**910.3.4 Vent Operation.** Smoke and heat vents shall be capable of being operated by approved automatic and manual means. Automatic operation of smoke and heat vents shall conform to the provisions of Sections 910.3.2.1 through 910.3.2.3.

**910.3.4.1 Sprinklered buildings.** Where installed in buildings equipped with an approved automatic sprinkler system, smoke and heat vents shall be designed to operate automatically. The automatic operating mechanism of the smoke and heat vents shall operate at a temperature rating at least 100

degrees F (approximately 38 degrees Celsius) greater than the temperature rating of the sprinklers installed.

**Exception:** Manual only systems per Section 910.2.

**910.3.4.2 Nonsprinklered Buildings.** Where installed in buildings not equipped with an approved automatic sprinkler system, smoke and heat vents shall operate automatically by actuation of a heat-responsive device rated at between 100°F (56°C) and 220°F (122°C) above ambient.

**Exception:** Listed gravity-operated drop out vents.

*(Reason: Amendment continues to keep applicable wording from prior to the 2012 edition of the IFC. Specifically, automatic activation criteria is no longer specifically required in the published code. Specifying a temperature range at which smoke and heat vents should activate in sprinklered buildings helps to ensure that the sprinkler system has an opportunity to activate and control the fire prior to vent operation.)*

---

**\*\*\*Section 910.4.3.1; change to read as follows:**

**910.4.3.1 Makeup Air.** Makeup air openings shall be provided within 6 feet (1,829 mm) of the floor level. Operation of makeup air openings shall be ~~manual or~~ automatic. The minimum gross area of makeup air inlets shall be 8 square feet per 1,000 cubic feet per minute (0.74 m<sup>2</sup> per 0.4719 m<sup>3</sup>/s) of smoke exhaust.

*(Reason: Makeup air has been required to be automatic for several years now in this region when mechanical smoke exhaust systems are proposed. This allows such systems to be activated from the smoke control panel by first responders without having to physically go around the exterior of the building opening doors manually. Such requires a significant number of first responders on scene to conduct this operation and significantly delays activation and/or capability of the smoke exhaust system.)*

---

**\*\*\*Section 912.2; add Section 912.2.3 to read as follows:**

**912.2.3 Hydrant Distance.** ~~An approved fire hydrant shall be located within 100 feet of the fire department connection as the fire hose lays along an unobstructed path.~~ The fire department connection shall be located within 100 feet of an approved fire hydrant as the fire hose lays along an approved unobstructed path.

*(Reason: To accommodate limited hose lengths, improve response times where the FDC is needed to achieve fire control, and improve ease of locating a fire hydrant in those situations also. Also, consistent with NFPA 14 criteria.)*

---

**\*\*\*Section 913.2.1; add second paragraph and exception to read as follows:**

**913.2.1.1 Fire Pump Room Access.** When located on the ground level at an exterior wall, the fire pump room shall be provided with an exterior fire department access door that is not less than 3 ft. in width and 6 ft. – 8 in. in height, regardless of any interior doors that are provided. A key box shall be provided at this door, as required by IFC Section 506.1.

**Exception:** When it is necessary to locate the fire pump room on other levels or not at an exterior wall, the corridor leading to the fire pump room access from the exterior of the building shall be provided with equivalent fire resistance as that required for the pump room, or as approved by the Fire Code Official. Access keys shall be provided in the key box as required by IFC Section 506.1.

*(Reason: This requirement allows fire fighters safer access to the fire pump room. The requirement allows access without being required to enter the building and locate the fire pump room interior access door during a fire event. The exception recognizes that this will not always be a feasible design scenario for some buildings, and as such, provides an acceptable alternative to protect the pathway to the fire pump room.)*

---

**\*\*\*Section 914.3.1.2; change to read as follows:**



**914.3.1.2 Water Supply to required Fire Pumps.** In buildings that are more than ~~420~~ 120 feet (37 m) in building height, required fire pumps shall be supplied by connections to no fewer than two water mains located in different streets. Separate supply piping shall be provided between each connection to the water main and the pumps. Each connection and the supply piping between the connection and the pumps shall be sized to supply the flow and pressure required for the pumps to operate.

**Exception:** {No change to exception}

*(Reason: The 2009 edition of the IFC added this requirement based on a need for redundancy of the water supply similar to the redundancy of the power supply to the fire pumps required for such tall buildings, partially due to the fact that these buildings are rarely fully evacuated in a fire event. More commonly, the alarm activates on the floor of the event, the floor above and the floor below. Back-up power to the fire pump becomes critical for this reason. Certainly, the power is pointless if the water supply is impaired for any reason, so a similar requirement is provided here for redundant water supplies. The 2015 edition changes the requirement to only apply to very tall buildings over 420 ft. This amendment modifies/lowers the requirement to 120 ft., based on this same height requirement for fire service access elevators. Again, the language from the 2009 and 2012 editions of the code applied to any high-rise building. This compromise at 120 ft. is based on the above technical justification of defend-in-place scenarios in fire incidents in such tall structures.)*

---

**\*\*\*Section 1006.2.2.7; Add Section 1006.2.2.7 as follows:**

**1006.2.2.7 Electrical Rooms.** For electrical rooms, special exiting requirements may apply. Reference the electrical code as adopted.

*(Reason: Cross reference necessary for coordination with the NEC which has exiting requirements as well.)*

---

**\*\*\*Section 1009.8; add the following Exception 7:**

**1009.8 Two Way Communication.** A two-way communication system complying with Sections 1009.8.1 and 1009.8.2 shall be provided at the landing serving each elevator required to be accessible on each accessible floor that is one or more stories above or below the level of exit discharge.

**Exceptions:**

7. Buildings regulated under State Law and built in accordance with State registered plans, including variances or waivers granted by the State, shall be deemed to be in compliance with the requirements of Section 1009 and chapter 11.

*(Reason: To accommodate buildings regulated under Texas State Law and to be consistent with amendments in Chapter 11.)*

---

**\*\*\*Section 1010.1.9.5 Bolt Locks; amend exceptions 3 and 4 as follows:**

**Exceptions:**

3. Where a pair of doors serves an occupant load of less than 50 persons in a Group B, F, M or S occupancy. (Remainder unchanged)
4. Where a pair of doors serves a Group A, B, F, M or S occupancy {Remainder of text unchanged}

*(Reason: Application to M occupancies reflects regional practice; No. 4 expanded to Group A due to it being a similar scenario to other uses; No. 4 was regional practice.)*

---

**\*\*\*Section 1010.1.9.9; Add item 8 to read as follows:**

8. If a full building smoke detection is not provided, approved smoke detectors shall be provided on both the access and egress sides of doors and in a location approved by the authority having jurisdiction of NFPA 72. Actuation of a smoke detector shall automatically unlock the door.

---

**\*\*\*Section 1015.8; Amend item 1 to read as follows:**



1. Operable windows where the top of the sill of the opening is located more than 55 (75) feet above the finished grade or other surface below and that are provided with the window fall prevention devised that comply with ASTM F 2006.

---

**\*\*\*Section 1020.1 Construction; add exception 6 to read as follows:**

6. In group B occupancies, corridor walls and ceilings need not be of fire-resistive construction within a single tenant space when the space is equipped with approved automatic smoke-detection within the corridor. The actuation of any detector must activate self-annunciating alarms audible in all areas within the corridor. Smoke detectors must be connected to an approved automatic fire alarm system where such system is provided.

*(Reason: Regionally accepted alternate method.)*

---

**\*\*\*Section 1029.1.1.1 Spaces under grandstands and bleachers; delete this section.**

*(Reason: Unenforceable.)*

---

**\*\*\*Section 1031.2; change to read as follows:**

**1031.2 Reliability.** Required exit accesses, exits and exit discharges shall be continuously maintained free from obstructions or impediments to full instant use in the case of fire or other emergency ~~where the building area served by the means of egress is occupied.~~ An exit or exit passageway shall not be used for any purpose that interferes with a means of egress.

*(Reason: Maintain legacy levels of protection and long-standing regional practice, and provide firefighter safety.)*

---

**\*\*\*Section 1103.3; add sentence to end of paragraph as follows:**

Provide emergency signage as required by Section 606.3.

*(Reason: Coordinates requirements of previous amendment.)*

---

**\*\*\*Section 1103.5.1: add sentence to read as follows:**

Fire sprinkler system installation shall be completed within 24 months from date of notification by the Fire Code Official.

*(Reason: Regional consistency of this retroactive requirement to allow business owners adequate time to budget to accommodate the cost of the fire sprinkler system.)*

---

**\*\*\*Section 1103.5; add Section 1103.5.5 to read as follows:**

**1103.5.5 Spray Booths and Spray Rooms.** New and existing spray booths and spraying rooms shall be protected by an approved automatic fire-extinguishing system. Existing spray booths or spray rooms that are not already equipped with an approved automatic fire suppression system will be required to come into compliance by January 1, 2023.

*(Reason: Consistent with amendment to IFC 2404, and long-standing regional requirement to protect this hazardous operation.)*

---

**\*\*\*Section 1103.7; add Section 1103.7.7 and 1103.7.7.1 to read as follows:**

**1103.7.7 Fire Alarm System Design Standards.** ~~Where an existing fire alarm system is upgraded or replaced, the devices shall be addressable. Fire alarm systems utilizing more than 20 smoke and/or heat detectors shall have analog initiating devices. Where 20 or more devices of an existing fire alarm are upgraded or replaced, the devices shall be addressable type devices.~~

**Exception:** Existing systems need not comply unless the total building, or fire alarm system, remodel or expansion exceeds 30% of the building. When cumulative building, or fire alarm system, remodel or expansion initiated after the date of original fire alarm panel installation exceeds 50% of the building, or fire alarm system, the fire alarm system must comply within 18 months of permit application.

**1103.7.7.1 Communication requirements.** Refer to Section 907.6.6 for applicable requirements.

(Reason: To assist responding personnel in locating the emergency event and provide clarity as to percentages of work that results in a requirement to upgrade the entire fire alarm system.)

**\*\*\*Section 1203; change and add to read as follows:**

**1203.1.1** {Existing text unchanged}

**1203.1.2** {Existing text unchanged}

**1203.1.3** Emergency power systems and standby power systems shall be installed in accordance with the International Building Code, NFPA 70, NFPA 110 and NFPA 111. Existing installations shall be maintained in accordance with the original approval, except as specified in Chapter 11.

**1203.1.4 through 1203.1.9** {No changes to these sections.}

**1203.1.10 Critical Operations Power Systems (COPS).** For Critical Operations Power Systems necessary to maintain continuous power supply to facilities or parts of facilities that require continuous operation for the reasons of public safety, emergency management, national security, or business continuity, see NFPA 70.

**1203.2 Where Required.** Emergency and standby power systems shall be provided where required by Sections 1203.2.1 through 1203.2.4 ~~and 1203.2.4~~ or elsewhere identified in this code or any other referenced code.

**1203.2.1 through 1203.2.3** {Existing text unchanged}

**1203.2.4 Emergency Voice/alarm Communications Systems.** Emergency power shall be provided for emergency voice/alarm communications systems in the following occupancies, or as specified elsewhere in this code, as required in Section 907.5.2.2.5. The system shall be capable of powering the required load for a duration of not less than 24 hours, as required in NFPA 72.

Covered and Open Malls, Section 907.2.19 and 914.2.3

Group A Occupancies, Sections 907.2.1 and 907.5.2.2.4.

Special Amusement Buildings, Section 907.2.11

High-rise Buildings, Section 907.2.12

Atriums, Section 907.2.13

Deep Underground Buildings, Section 907.2.18

**1203.2.5 through 1203.2.13** {Existing text unchanged}

**1203.2.14 Means of Egress Illumination.** Emergency power shall be provided for means of egress illumination in accordance with Sections 1008.3 and 1104.5.1. (90 minutes)

**1203.2.15 Membrane Structures.** Emergency power shall be provided for exit signs in temporary tents and membrane structures in accordance with Section 3103.12.6. (90 minutes) Standby power shall be provided for auxiliary inflation systems in permanent membrane structures in accordance with Section 2702 of the International Building Code. (4 hours) Auxiliary inflation systems shall be provided in temporary air-supported and air-inflated membrane structures in accordance with section 3103.10.4.

**1203.2.16** {Existing text unchanged}

**1203.2.17 Smoke Control Systems.** Standby power shall be provided for smoke control systems in the following occupancies, or as specified elsewhere in this code, as required in Section 909.11:

Covered Mall Building, International Building Code, Section 402.7

Atriums, International Building Code, Section 404.7

Underground Buildings, International Building Code, Section 405.8

Group I-3, International Building Code, Section 408.4.2

Stages, International Building Code, Section 410.2.5

Special Amusement Buildings (as applicable to Group A's), International Building Code, Section 411.1

Smoke Protected Seating, Section 1029.6.2.

**1203.2.18** {Existing text unchanged}

**1203.2.19 Covered and Open Mall Buildings.** Emergency power shall be provided in accordance with Section 907.2.19 and 914.2.3.

**1203.2.20 Airport Traffic Control Towers.** A standby power system shall be provided in airport traffic control towers more than 65 ft. in height. Power shall be provided to the following equipment:

1. Pressurization equipment, mechanical equipment and lighting.

2. Elevator operating equipment.

3. Fire alarm and smoke detection systems.

**1203.2.21 Smokeproof Enclosures and Stair Pressurization Alternative.** Standby power shall be

provided for smokeproof enclosures, stair pressurization alternative and associated automatic fire detection systems as required by the International Building Code, Section 909.20.6.2.

**1203.2.22 Elevator Pressurization.** Standby power shall be provided for elevator pressurization system as required by the International Building Code, Section 909.21.5.

**1203.2.23 Elimination of Smoke Dampers in Shaft Penetrations.** Standby power shall be provided when eliminating the smoke dampers in ducts penetrating shafts in accordance with the International Building Code, Section 717.5.3, exception 2.3.

**1203.2.24 Common Exhaust Systems for Clothes Dryers.** Standby power shall be provided for common exhaust systems for clothes dryers located in multistory structures in accordance with the International Mechanical Code, Section 504.10, Item 7.

**1203.2.25 Hydrogen Cutoff Rooms.** Standby power shall be provided for mechanical ventilation and gas detection systems of Hydrogen Cutoff Rooms in accordance with the International Building Code, Section 421.

**1203.2.26 Means of Egress Illumination in Existing Buildings.** Emergency power shall be provided for means of egress illumination in accordance with Section 1104.5 when required by the fire code official. (90 minutes in I-2, 60 minutes elsewhere.)

**1203.3 through 1203.6** {Existing text unchanged}

**1203.7 Energy Time Duration.** Unless a time limit is specified by the Fire Code Official, in this chapter or elsewhere in this code, or in any other referenced code or standard, the emergency and standby power system shall be supplied with enough fuel or energy storage capacity for not less than 2-hour full-demand operation of the system.

**Exception:** Where the system is supplied with natural gas from a utility provider and is approved.

*(Reason: These amendments were moved from Chapter 6, due to relocation of the published sections to this new Chapter 12. These provisions provide a list to complete and match that throughout the codes. The only additional requirements are the reference to COPS in NFPA 70, and the specified Energy time duration. Other changes are a reference to a code provision that already exists.)*

---

**\*\*\*Section 2304.1; change to read as follows:**

**2304.1 Supervision of Dispensing.** The dispensing of fuel at motor fuel-dispensing facilities shall be conducted by a qualified attendant or shall be under the supervision of a qualified attendant at all times or shall be in accordance with Section 2204.3. the following:

1. Conducted by a qualified attendant; and/or,
2. Shall be under the supervision of a qualified attendant; and/or
3. Shall be an unattended self-service facility in accordance with Section 2304.3.

At any time the qualified attendant of item Number 1 or 2 above is not present, such operations shall be considered as an unattended self-service facility and shall also comply with Section 2304.3.

*(Reason: Allows a facility to apply the attended and unattended requirements of the code when both are potentially applicable.)*

---

**\*\*\*Section 2401.2; delete this section.**

*(Reason: This section eliminates such booths from all compliance with Chapter 15 including, but not limited to: size, ventilation, fire protection, construction, etc. If the product utilized is changed to a more flammable substance, the lack of compliance with Chapter 15 could result in significant fire or deflagration and subsequent life safety hazard.)*

---

**\*\*\*Section 3103.3.1; delete this section.**

*(Reason: This new section of the Fire Code requires a fire sprinkler system to be installed in temporary tents and membrane structures, which is not a reasonable or enforceable requirement for a temporary use. A fire watch or fire alarm system is a more advisable approach for such occupancies that are only temporary.)*

---

**\*\*\*Table 3206.2, footnote h; change text to read as follows:**

- h. ~~Not required~~ Where storage areas are protected by either early suppression fast response (ESFR) sprinkler systems or control mode special application sprinklers with a response time index of 50 (m•s)<sup>1/2</sup> or less that are listed to control a fire in the stored commodities with 12 or fewer sprinklers, installed in accordance with NFPA 13, manual smoke and heat vents or manually activated engineered mechanical smoke exhaust systems shall be required within these areas.

*(Reason: Allows the fire department to control the smoke and heat during and after a fire event, while ensuring proper operation of the sprinkler protection provided. Also, gives an alternative to smoke and heat vents.)*

---

**\*\*\*Table 3206.2, footnote j; add footnote j to row titled 'High Hazard' and 'Greater than 300,000' to read as follows:**

- j. High hazard high-piled storage areas shall not exceed 500,000 square feet. A 2-hour fire wall constructed in accordance with Section 706 of the International Building Code shall be used to divide high-piled storage exceeding 500,000 square feet in area.

*(Reason: This is a long-standing legacy requirement and provides passive protection for extremely large buildings where it would be otherwise impossible to control the spread of fire without the fire wall in place in an uncontrolled fire event, which is much more likely in high hazard commodities, such as tires, flammable liquids, expanded plastics, etc.)*

---

**\*\*\*Section 3310.1; add sentence to end of paragraph to read as follows:**

When fire apparatus access roads are required to be installed for any structure or development, they shall be approved prior to the time at which construction has progressed beyond completion of the foundation of any structure.

*(Reason: Reference requirement of Section 501.4.)*

---

**\*\*\*Section 5601.1.3; change to read as follows:**

**5601.1.3 Fireworks.** The possession, manufacture, storage, sale, handling, and use of fireworks are prohibited. The restrictions of this section shall be applicable and in force throughout the territory of the City of Amarillo, Texas, and extending for a distance outside the City limits for a total of 1,000 feet. The owner, lessee or occupant of the property or structure where fireworks are being stored or used shall be deemed responsible for violating this section.

**Exceptions:**

1. Only when approved for fireworks displays, storage, and handling of fireworks as allowed in Section 5604 and 5608.
2. ~~Manufacture, assembly and testing of fireworks as allowed in Section 5605.~~
3. ~~2. The use of fireworks for approved fireworks displays as allowed in Section 5608.~~
4. ~~The possession, storage, sale... {Delete remainder of text}~~

*(Reason: Restricts fireworks to approved displays only, which is consistent with regional practice. Such is intended to help protect property owners and individuals from unintentional fireworks fires within the jurisdiction, as well as to help protect individuals from fireworks injuries. It is noted that there has been a change in the State Law to allow possession of unopened fireworks in certain areas of the vehicle, and it is highly recommended that AHJ's familiarize themselves with the applicable State Laws in this regard.)*

---

**\*\*Section 5609 Temporary Storage of Consumer Fireworks – delete entire Section.**

---

**\*\*Section 5610; Add new Section to read as follows:**

**SECTION 5610**  
**ENFORCEMENT AND SEIZURE OF FIREWORKS**

**5610.1 General.** Where the possession, manufacture, storage, sale, handling and use of fireworks is prohibited, Section 5610.1.1 through 5610.1.3 will provide remedy for violation and the destruction of fireworks.

**5610.1.1** The fire department and police department are each authorized to seize, and destroy the fireworks seized, inside the city limits in violation of this chapter, in accordance with the following procedures:

1. At the time of seizing illegal fireworks inside the city limits, the Fire Marshal or police officer shall prepare an inventory of such fireworks and photograph same at the scene. All such photographs shall constitute and be evidence.
2. The Fire Marshal or police officer shall, by end of the tour of duty during which the fireworks are seized, deposit same into a receptacle dedicated for the purpose by the fire or police department. Such container shall be secure from flames, other sources of ignition, pilfering, and theft.
3. As soon as practicable thereafter, and in accordance with internal orders and procedures of the fire or police chief, all such fireworks shall be destroyed, disabled, or otherwise rendered useless by any safe method, by personnel trained in the handling of explosives or hazardous materials.

**5610.1.2** The fire and police chief may adopt reasonable internal regulations and procedures for their respective departments, as necessary to implement this section.

**5610.1.3** The seizure of illegal fireworks in violation of Texas Occupations Code, Chapter 2154, shall remain in custody as evidence, with destruction delayed, in accordance with the requirements and procedures of Section 2154.304, of the Texas Occupations Code.

---

**\*\*\*Section 5703.6; add a sentence to read as follows:**

**5703.6 Piping Systems.** Piping systems, and their component parts, for flammable and combustible liquids shall be in accordance with Sections 5703.6.1 through 5703.6.11. An approved method of secondary containment shall be provided for underground tank and piping systems.

*(Reason: Increased protection in response to underground leak problems and remediation difficulty in underground applications. Coordinates with TCEQ requirements.)*

---

**\*\*\*Section 5704.2.9.5; add Section 5704.2.9.5.3 to read as follows:**

**5704.2.9.5.3. Combustible liquid storage tanks inside of buildings.** The maximum aggregate allowable quantity limit shall be 3,000 gallons of Class II or II combustible liquid for storage in protected above ground tanks complying with Section 3404.2.9.7 when all the following conditions are met.

1. The entire 3,000 gallon quantity shall be in stored in protected above ground tanks;
2. The 3,000 gallon capacity shall be permitted to be stored in a single tank or multiple smaller tanks;
3. The tanks shall be located in a room protected by an automatic sprinkler system complying with Section 903.3.1.1;
4. Tanks shall be connected to fuel burning equipment, including generators, utilizing and approved closed piping system.

The quantity of combustible liquid stored in tanks complying with this section shall not be counted towards the maximum allowable quantity set forth in Table 5003.1.1(1), and such tanks shall not be located more than two stories below grade.

---

**\*\*\*Section 5704.2.11.4; add a sentence to read as follows:**

**5704.2.11.4 Leak Prevention.** Leak prevention for underground tanks shall comply with Sections 5704.2.11.4.1 and 5704.2.11.4.2 through 5704.2.11.4.3. An approved method of secondary containment shall be provided for underground tank and piping systems.

*(Reason: Increased protection in response to underground leak problems and remediation difficulty in underground applications.)*

---

**\*\*\*Section 5704.2.11.4.2; change to read as follows:**

**5704.2.11.4.2 Leak Detection.** Underground storage tank systems shall be provided with an approved method of leak detection from any component of the system that is designed and installed in accordance with NFPA 30 and as specified in Section 5704.2.11.4.3.

*(Reason: Reference to IFC Section 5704.2.11.4.3 amendment.)*

---

**\*\*\*Section 5704.2.11.4.3; add Section 5704.2.11.4.3 to read as follows:**

**5704.2.11.4.3 Observation Wells.** Approved sampling tubes of a minimum 4 inches in diameter shall be installed in the backfill material of each underground flammable or combustible liquid storage tank. The tubes shall extend from a point 12 inches below the average grade of the excavation to ground level and shall be provided with suitable surface access caps. Each tank site shall provide a sampling tube at the corners of the excavation with a minimum of 4 tubes. Sampling tubes shall be placed in the product line excavation within 10 feet of the tank excavation and one every 50 feet routed along product lines towards the dispensers, a minimum of two are required.

*(Reason: Provides an economical means of checking potential leaks at each tank site.)*

---

**\*\*\*Section 5707.4; add paragraph to read as follows:**

Mobile fueling sites shall be restricted to commercial, industrial, governmental, or manufacturing, where the parking area having such operations is primarily intended for employee vehicles. Mobile fueling shall be conducted for fleet fueling or employee vehicles only, not the general public. Commercial sites shall be restricted to office-type or similar occupancies that are not primarily intended for use by the public.

*(Reason: The general public does not expect a hazardous operation to be occurring in a typical parking lot or for a fuel truck to be traversing such parking lot, temporarily fueling a vehicle, and moving on to the next area in the parking lot to fuel the next vehicle. Vehicular accidents occur in parking lots on a regular basis, but the presence of a fuel truck, especially one in the process of fueling a vehicle with gasoline, greatly adds to the potential risk involved in such accidents. By restricting such operations to the occupancies in question, the employees of the business may be adequately notified to expect such operations to occur in the parking lot.)*

---

**\*\*\*Section 6103.2.1; add Section 6103.2.1.8 to read as follows:**

**6103.2.1.8 Jewelry Repair, Dental Labs and Similar Occupancies.** Where natural gas service is not available, portable LP-Gas containers are allowed to be used to supply approved torch assemblies or similar appliances. Such containers shall not exceed 20-pound (9.0 kg) water capacity. Aggregate capacity shall not exceed 60-pound (27.2 kg) water capacity. Each device shall be separated from other containers by a distance of not less than 20 feet.

*(Reason: To provide a consistent and reasonable means of regulating the use of portable LP-Gas containers in these situations. Reduces the hazard presented by portable containers when natural gas is already available. Please note that current State Law does not allow for the enforcement of any rules more stringent than that adopted by the State, so this amendment is only applicable as to the extent allowed by that State Law.)*

---

**\*\*\*Section 6104.2, Exception; add an exception 2 to read as follows:**

**Exceptions:**

1. {Existing text unchanged}
2. Except as permitted in Sections 308 and 6104.3.2, LP-gas containers are not permitted in residential areas.

*(Reason: To provide a consistent and reasonable means of regulating the use LP-Gas containers.*



*Reduces the hazard presented by such containers when natural gas is already available. References regional amendment to IFC 6104.3.2. Please note that current State Law does not allow for the enforcement of any rules more stringent than that adopted by the State, so this amendment is only applicable as to the extent allowed by that State Law.)*

---

**\*\*\*Section 6104.3; add Section 6104.3.3 to read as follows:**

**6104.3.3 Spas, Pool Heaters, and Other Listed Devices.** Where natural gas service is not available, an LP-gas container is allowed to be used to supply spa and pool heaters or other listed devices. Such container shall not exceed 250-gallon water capacity per lot. See Table 6104.3 for location of containers.

**Exception:** Lots where LP-gas can be off-loaded wholly on the property where the tank is located may install up to 500 gallon above ground or 1,000 gallon underground approved containers.

*(Reason: Allows for an alternate fuel source. Dwelling density must be considered and possibly factored into zoning restrictions. Reduces the hazard presented by over-sized LP-Gas containers. Please note that current State Law does not allow for the enforcement of any rules more stringent than that adopted by the State, so this amendment is only applicable as to the extent allowed by that State Law.)*

---

**\*\*\*Section 6107.4 and 6109.13; change to read as follows:**

**6107.4 Protecting Containers from Vehicles.** Where exposed to vehicular damage due to proximity to alleys, driveways or parking areas, LP-gas containers, regulators and piping shall be protected in accordance with ~~NFPA 58~~ Section 312.

**6109.13 Protection of Containers.** LP-gas containers shall be stored within a suitable enclosure or otherwise protected against tampering. Vehicle impact protection shall be provided as required by Section 6107.4.

**Exception:** ~~Vehicle impact protection shall not be required for protection of LP-gas containers where the containers are kept in lockable, ventilated cabinets of metal construction.~~

*(Reason: NFPA 58 does not provide substantial physical protection [it allows raised sidewalks, fencing, ditches, parking bumpers as 'vehicle barrier protection'] of the container(s) from vehicular impact as is required and has been required historically, as per Section 312, i.e. bollard protection. Further, the exception to Section 6109.13 would allow for portable containers in ventilated metal cabinets to not require any physical protection whatsoever from vehicular impact, regardless of the location of the containers. Please note that current State Law does not allow for the enforcement of any rules more stringent than that adopted by the State, so this amendment is only applicable as to the extent allowed by that State Law.)*

---

**\*\*\*Table B105.2; change footnote a. to read as follows:**

- a. The reduced fire-flow shall be not less than ~~4,000~~ 1,500 gallons per minute.

*(Reason: The minimum fire-flow of 1,500 gpm for other than one- and two- family dwellings has existed since the 2000 edition of the IFC, as well as the Uniform Fire Code before that little to no technical justification was provided for the proposed code change at the code hearings. The board believes that the already-allowed 75 percent reduction in required fire-flow for the provision of sprinkler protection is already a significant trade-off. The minimum 1,500 gpm is not believed to be overly stringent for the vast majority of public water works systems in this region, especially since it has existed as the requirement for so many years. Further, the continued progression of trading off more and more requirements in the codes for the provision of sprinkler protection has made these systems extremely operation-critical to the safety of the occupants and properties in question. In other words, should the sprinkler system fail for any reason, the fire-flow requirements drastically increase from that anticipated with a sprinkler-controlled fire scenario.)*

---

**\*\*\*Table C102.1; change footnote b. to read as follows:**

- (b) Where streets are provided with median dividers that cannot be crossed by fire fighters pulling hose lines, or where arterial streets are provided with four or more traffic lanes ~~and have a traffic~~

~~count of more than 30,000 vehicles per day, hydrant spacing shall average 500 feet on each side of the street and be arranged on an alternating basis.~~

---

**\*\*\*Section D104.2; Delete exception in its entirety.**

---

**\*\*\* Section L103.1; add Section L103.1.1 to read as follows:**

Section L103.1.1 Submittals. ~~Plans and specifications shall be from a Firefighter Air Replenishment company and sealed by a Texas licensed Professional Engineer.~~

---

**\*\*\* Section L104.5; add Section L104.5.2 to read as follows:**

Section L104.5.2 Location. ~~Stored pressure air supply shall be located in the fire command center of fire protection equipment room as determined by the Fire Code Official.~~

---

**\*\*\* Section L104.15; add a sentence to end of paragraph to read as follows:**

Section L104.15 Air monitoring system. ~~(Existing text unchanged)...~~ Air monitoring shall be required at a location approved by the Fire Code Official.

---

**\*\*Adopt the following Appendices in its entirety:**

**Appendix B – Fire-Flow Requirements for Buildings**

**Appendix C – Fire Hydrant Locations and Distribution**

**Appendix D – Fire Apparatus Access Roads**

---

**END**

## Exhibit D

### Recommended Amendments to the 2018 International Mechanical Code City of Amarillo, Texas

The following sections, paragraphs, and sentences of the 2018 International Mechanical Code (IMC) are hereby amended as follows: Standard type is text from the IMC. Underlined type is text inserted. ~~Lined through type is deleted text from the IMC.~~ A double asterisk at the beginning of a section identifies an amendment carried over from the 2015 edition of the code and a triple asterisk identifies a new or revised amendment of the 2018 edition of the code.

**Note:** Amendments to Chapter 1 has been limited in order to allow each city to insert their local policies and procedures. It has now been suggested that certain items to be brought to the attention of cities considering adoption of the code that may be of concern to several jurisdictions. **It is still intended to be discretionary to each city to determine which Chapter 1 amendments to include.**

---

**\*\*Section 101.1; change to read as follows:**

**101.1 Title.** These regulations shall be known as the Mechanical Code of the City of Amarillo, hereinafter referred to as "this code."

*(Reason: Standard insertion point: [insert] to assist with local adoption.)*

---

**\*\*\*Section 102.8; change to read as follows:**

**102.8 Referenced Codes and Standards.** The codes and standards referenced herein shall be those that are listed in Chapter 15 and such codes, when specifically adopted, and standards shall be considered part of the requirements of this code to the prescribed extent of each such reference. Where differences occur between provisions of this code and the referenced standards, the provisions of this code shall apply. Whenever amendments have been adopted to the referenced codes and standards, each reference to said code and standard shall be considered to reference the adopted amendments. Any reference to NFPA 70 shall mean the Electrical Code as adopted.

*(Reason: Legal wording to recognize locally adopted codes and amendments adopted with referenced codes.)*

---

**\*\*Section 106.6; Amend Sections 106.6.1 thru 106.6.3 to read as follows:**

**106.6.1 Work commencing before permit issuance.** Any person who commences any work on a mechanical system before obtaining the necessary permits shall be subject to fees as provided in Chapter 4-1 of the City of Amarillo Municipal Code of Ordinances.

**Section 106.6.2 Fee schedule.** The fees shall be as provided in Chapter 4-1, Article I, Division 5, Section 4-1-50 of the City of Amarillo Municipal Code of Ordinances.

**Section 106.3.3.** *{Delete section}*

*(Reason: Established fees per Chapter 4-1 of the City of Amarillo Municipal Code)*

---

**\*\*Section 108.5; Amend Section 108.5 to read as follows:**

**108.5 Stop work orders.** Upon notice from the Code Official that mechanical work that is being performed contrary to the provisions of this code or in a dangerous or unsafe manner, such work shall immediately cease. Such notice shall be in writing and shall be given to the owner of the property, or to the owner's authorized agent, or to the person doing the work. The notice shall state the conditions under which work is authorized to resume. Where an emergency exists, the Code Official shall not be required to give a written notice prior to stopping the work. Any person who shall continue any work in or about the structure after having been served with a stop work order, except such work as that person is directed to perform to remove a violation or unsafe condition, shall be liable for a fine as specified in the City of Amarillo Municipal Code of Ordinances.

*(Reason: Established fees per Chapter 4-1, Article I, Division 1, Section 4-1-1 thru 4-1-4 of the City of Amarillo Municipal Code)*

---

**\*\*\*Section 306.3; change to read as follows:**

**306.3 Appliances in Attics.** Attics containing appliances shall be provided . . . *{Bulk of paragraph unchanged}* . . . side of the appliance. The clear access opening dimensions shall be a minimum of 20 inches by 30 inches (508 mm by 762 mm), and large enough to allow removal of the largest appliance. As a minimum, for access to the attic space, provide one of the following: If access to the attic space is provided by more than an access opening, any of the following items shall be provided:

- ~~1. A permanent stair.~~
2. 1. A pull-down stair with a minimum 300 lb. (136 kg) capacity.
3. 2. An access door from an upper floor level.

**Exceptions:**

- ~~1. The passageway and level service space are not required where the appliance can be serviced and removed through the required opening.~~
2. Where the passageway is unobstructed...{Remaining text unchanged}

*(Reason: To provide a safe means of accessibility to appliances in attics and to allow for different types of construction limitations. Consistent with regional amendment to International Fuel and Gas Code (IFGC) 306.3.)*

---

**\*\*\*Section 306.5; change to read as follows:**

**306.5 Equipment and Appliances on Roofs or Elevated Structures.** Where equipment requiring access or appliances are located on an elevated structure or the roof of a building such that personnel will have to climb higher than 16 feet (4,877 mm) above grade to access, an interior or exterior means of access shall be provided. Exterior ladders providing roof access need not extend closer than 12 feet (2,438 mm) to the finish grade or floor level below and shall extend to the equipment and appliances' level service space. Such access shall . . . *{Bulk of section to read the same}* . . . on roofs having a slope greater than four units vertical in 12 units horizontal (33-percent slope)....*{Remainder of text unchanged}*

*(Reason: To assure access to roof appliances and provide options to not extend exterior ladders to grade. Consistent with IFGC amendments.)*

---

**\*\*\*Section 306.5.1; change to read as follows:**

**306.5.1 Sloped Roofs.** Where appliances, equipment, fans or other components that require service are installed on a roof having a slope of three units vertical in 12 units horizontal (25-percent slope) or greater and having an edge more than 30 inches (762 mm) above grade at such edge, a catwalk at least 16 inches in width with substantial cleats spaced not more than 16 inches apart shall be provided from the roof access to a level platform at the appliance. The level platform shall be provided on each side of the appliance to which access is required for service, repair or maintenance. The platform shall be not less than 30 inches (762 mm) in any dimension and shall be provided with guards. The guards shall extend not less than 42 inches (1,067 mm) above the platform, shall be constructed so as to prevent the passage of a 21-inch-diameter (533 mm) sphere and shall comply with the loading requirements for guards specified in the International Building Code...*{remainder of text unchanged}*.

*(Reason: To assure safe access to roof appliances. Consistent with IFGC amendments.)*

---

**\*\*\*Section 306; add Section 306.6 to read as follows:**

**306.6 Water Heaters Above Ground or Floor.** When the mezzanine or platform in which a water heater is installed is more than eight (8) feet (2,438 mm) above the ground or floor level, it shall be made accessible by a stairway or permanent ladder fastened to the building.

**Exception:** A maximum 10 gallon water heater (or larger with approval) is capable of being accessed through a lay-in ceiling and the water heater installed is not more than ten (10) feet (3,048 mm) above the ground or floor level and may be reached with a portable ladder.

*(Reason: To provide safe access to water heaters and to provide lighting and receptacle for maintenance of equipment. Consistent with regional amendments to IFGC 306.7 and International Plumbing Code (IPC) 502.5.)*

---

**\*\*\*Section 307.2.3; amend item 2 to read as follows:**

2. A separate overflow drain line shall be connected to the drain pan provided with the equipment. Such overflow drain shall discharge to a conspicuous point of disposal to alert occupants in the event of a stoppage of the primary drain. The overflow drain line shall connect to the drain pan at a higher level than the primary drain connection. However, the conspicuous point shall not create a hazard such as dripping over a walking surface or other areas so as to create a nuisance.

*(Reason: Greater specificity in prohibited locations for condensate discharge. Consistent with regional amendment to IPC 314.2.1.)*

---

**\*\*Section 307.4. Amend to read as follows:**

**Auxiliary drain pan.** Category IV condensing appliances shall have and auxiliary drain pan where damage to any building component will occur as a result of stoppage in the condensate drainage system or failure of a condensate pump. These pans shall be installed in accordance with the applicable provisions of Section 307.2.3 item (1.) and be provided under condensate pumps.

---

**\*\*\*Section 403.2.1; add an item 5 to read as follows:**

4. Toilet rooms within private dwellings that contain only a water closet, lavatory, or combination thereof may be ventilated with an approved mechanical recirculating fan or similar device designed to remove odors from the air.

*(Reason: Consistent with common regional practice. Consistent with regional amendment to International Residential Code (IRC) R303.3.)*

---

**\*\*\*Section 501.3; add an exception to read as follows:**

**501.3 Exhaust Discharge.** The air removed by every mechanical exhaust system shall be discharged outdoors at a point where it will not cause a public nuisance and not less than the distances specified in Section 501.3.1. The air shall be discharged to a location from which it cannot again be readily drawn in by a ventilating system. Air shall not be exhausted into an attic, crawl space, or be directed onto walkways.

**Exceptions:**

1. Whole-house ventilation-type attic fans shall be permitted to discharge into the attic space of dwelling units having private attics.
2. Commercial cooking recirculating systems.
3. Where installed in accordance with the manufacturer's instructions and where mechanical or natural ventilation is otherwise provided in accordance with Chapter 4, listed and labeled domestic ductless range hoods shall not be required to discharge to the outdoors.
4. Toilet room exhaust ducts may terminate in a warehouse or shop area when infiltration of outside air is present.

*(Reason: Provide a reasonable alternative in areas where a large volume of outside air is present.)*

---

**\*\*\*Section 607.5.1; change to read as follows:**

**607.5.1 Fire Walls.** Ducts and air transfer openings permitted in fire walls in accordance with Section 705.11 of the International Building Code shall be protected with listed fire dampers installed in accordance with their listing. For hazardous exhaust systems see Section 510.1-510.9 IMC.

*(Reason: Correspond with un-amended IBC 710.7.)*

---

**\*\*Section 918. add section to read as follows:**

**918.1.2 Total electric heating:** Primary central heating and cooling forced air systems utilizing only electric heat shall utilize heat pumps.

*(Reason: Total electric heating without the use of heat pumps does not provide energy efficiency and results in excessive energy bill. It is not in the best interest of property owners or homeowners.)*

---

**END**

DRAFT



## Exhibit E

### Recommended Amendments to the 2018 International Plumbing Code City of Amarillo, Texas

The following sections, paragraphs, and sentences of the 2018 International Plumbing Code are hereby amended as follows: Standard type is text from the IPC. Underlined type is text inserted. ~~Lined through type is deleted text from the IPC.~~ A double asterisk at the beginning of a section identifies an amendment carried over from the 2015 edition of the code and a triple asterisk identifies a new or revised amendment with the 2018 edition of the code.

Note: Amendments to Chapter 1 has been limited in order to allow each city to insert their local policies and procedures. We now have suggested certain items to be brought to the attention of cities considering adoption of the code that may be of concern to several jurisdictions. **It is still intended to be discretionary to each city to determine which Chapter 1 amendments to include.**

---

**\*\*\*Table of Contents, Chapter 7, Section 713; change to read as follows:**

713     Engineered Computerized Drainage Design . . . . . 69

*(Reason: Editorial change to make compatible with amendment to Section 713.1)*

---

**\*\*Section R101.1; change to read as follows:**

**R101.1 Title.** These regulations shall be known as the Plumbing Code of the City of Amarillo hereinafter referred to as "this code."

*(Reason: Standard insertion point: [insert] to assist with local adoption.)*

---

**\*\*\*Section 102.8; change to read as follows:**

**102.8 Referenced codes and standards.** The codes and standards referenced in this code shall be those that are listed in Chapter 15 and such codes, when specifically adopted, and standards shall be considered as part of the requirements of this code to the prescribed extent of each such reference **and as further regulated in Section 102.8.1 and 102.8.2.**

**102.8.1 Conflicts.** ~~Where the differences occur between provisions of this code and the referenced standards, the provisions of this code shall be the minimum requirements.~~ *{Existing text to remain}*

**102.8.2 Provisions in referenced codes and standards.** Whenever amendments have been adopted to the referenced codes and standards, each reference to said code and standard shall be considered to reference the adopted amendments. Any reference to NFPA 70 shall mean the Electrical Code as adopted.

*(Reason: Legal wording to recognize locally adopted codes and amendments adopted with referenced codes)*

---

**\*\*Section 106.6; Amend Sections 106.6.1 thru 106.6.3 to read as follows:**

**106.6.1 Work commencing before permit issuance.** Any person who commences any work on a plumbing system before obtaining the necessary permits shall be subject to fees as provided in Chapter 4-1 of the City of Amarillo Municipal Code of Ordinances.

**Section 106.6.2 Fee schedule.** The fees shall be as provided in Chapter 4-1, Article I, Division 4, Section 4-1-40 of the City of Amarillo Municipal Code of Ordinances.

**Section 106.3.3.** *{Delete section}*

*(Reason: Established fees per Chapter 4-1 of the City of Amarillo Municipal Code)*

---

**\*\*Section 108.5; Amend Section 108.5 to read as follows:**

**108.5 Stop work orders.** Upon notice from the Code Official that plumbing work that is being performed contrary to the provisions of this code or in a dangerous or unsafe manner, such work shall immediately cease. Such notice shall be in writing and shall be given to the owner of the property, or to the owner's authorized agent, or to the person doing the work. The notice shall state the conditions under which work is authorized to resume. Where an emergency exists, the Code Official shall not be required to give a written notice prior to stopping the work. Any person who shall continue any work in or about the structure after having been served with a stop work order, except such work as that person is directed to perform to remove a violation or unsafe condition, shall be liable for a fine as specified in the City of Amarillo Municipal Code of Ordinances.

*(Reason: Established fees per Chapter 4-1, Article I, Division 1, Section 4-1-1 thru 4-1-4 of the City of Amarillo Municipal Code)*

---

**\*\*\*Section 109; delete entire section and insert the following:**

**SECTION 109  
MEANS OF APPEAL**

**109.1 Application for appeal.** Any person shall have the right to appeal a decision of the Code Official to the Board of Appeals established by ordinance. The board shall be governed by the enabling ordinance.

*(Reason: Most jurisdictions already have an ordinance establishing and governing an appeals board for this code. This also calls to the attention of jurisdictions not having such a board that it needs to be established)*

---

**\*\*\*Section 305.1; change to read as follows:**

**305.1 Protection against contact.** Metallic piping, except for cast iron and ductile iron, shall not be placed in direct contact with steel framing members, concrete or cinder walls and floors or other masonry. Metallic piping shall not be placed in direct contact with corrosive soil. Where sheathing is used to prevent direct contact, the sheathing shall have a thickness of not less than 0.008 inch (8 mil) (0.203 mm) and the sheathing shall be made of approved material plastic. Where sheathing protects piping that penetrates concrete or masonry walls or floors, the sheathing shall be installed in a manner that allows movement of the piping within the sheathing.

*(Reason: Allows for other materials to be accepted)*

---

**\*\*Section 305.4.1; change to read as follows:**

**305.4.1 Sewer depth.** ~~Building sewers that connect to private sewage disposal systems shall be a minimum of [number] inches (mm) below finished grade at the point of septic tank connection.~~ Building sewers shall be a minimum of 12 inches (304 mm) below grade.

*(Reason: Provides sewer depth that is common in this region. Deleted reference to private sewage disposal because a private sewage disposal code is not typically adopted in this region)*

---

**\*\*\*Section 305.7; change to read as follows:**

**305.7 Protection of components of plumbing system.** Components of a plumbing system installed within 3 feet along alleyways, driveways, parking garages or other locations in a manner in which they could be exposed to damage shall be recessed into the wall or otherwise protected in an approved manner.

*(Reason: Provide a common cutoff point to designate a general separation distance at which plumbing systems should be safe for consistency in enforcement)*

---

**\*\*\*Section 306; change to read as follows:**

**306.2.4 Plastic sewer and DWV piping installation.** Plastic sewer and DWV piping installed underground shall be installed in accordance with the manufacturer's installation instructions. Trench width shall be controlled to not exceed the outside the pipe diameter plus 16 inches or in a trench which has a controlled width equal to the nominal diameter of the diameter of the piping multiplied by 1.25 plus 12 inches. The

pipng shall be bedded in 4 inches of granular fill and then backfilled compacting the side fill in 6-inch layers on each side of the piping. The compaction shall be to minimum of 85 percent standard proctor density and extend to a minimum of 6 inches above the top of the pipe.

*(Reason: To follow manufacturer backfill requirements and to be clear to Inspectors out in the field)*

---

**\*\*Section 312.2. Amend to read as follows:**

**312.2 Drainage and vent water test.** A water test shall be applied to the drainage system either in its entirety or in sections. If applied to the entire system, all openings in the piping shall be tightly closed, except the highest opening, and the system shall be filled with water to the point of overflow. If the system is tested in sections, each opening shall be tightly plugged except the highest openings of the section under test, and each section shall be filled with water, but no section shall be tested with less than a 5 foot (1524 mm) head of water. In testing successive sections, a lowest opening head test at each floor level if multiple floors shall be tested at the plumbing rough-in inspection. This test shall be held for not less than 15 minutes.

---

**\*\*Section 312.9. Amend to read as follows:**

**312.9 Shower liner test.** Where shower floors and receptors are made watertight by the application of materials required by Section 417.5.2, the completed liner installation shall be tested prior to the installation of the shower floor covering. The pipe from the shower drain shall be plugged watertight for the test. The floor and receptor area shall be filled with potable water to a depth of not less than 2 inches (51mm) measured at the threshold. Where a threshold of at least 2 inches (51mm) high does not exist, a temporary threshold shall be constructed to retain the test water in the lined floor or receptor area to a level not less than 2 inches (51mm) deep measured at the threshold. The water shall be retained for a test period of not less than 15 minutes, and there shall not be evidence of leakage.

---

**\*\*Sections 312.10.1 and 312.10.2; amend to read as follows:**

**312.10.1 Inspections.** Annual inspections shall be made of all backflow prevention assemblies and air gaps to determine whether they are operable. In the absence of local provisions, the owner is responsible to ensure that testing is performed.

**312.10.2 Testing.** Reduced pressure principle backflow preventer assemblies, double check-valve assemblies, pressure vacuum breaker assemblies, reduced pressure detector fire protection backflow prevention assemblies, double check detector fire protection backflow prevention assemblies, hose connection backflow preventers, and spill-proof vacuum breakers shall be tested at the time of installation, immediately after repairs or relocation and at least annually. The testing procedure shall be performed in accordance with applicable local provisions. In the absence of local provisions, the owner is responsible to ensure that testing is done in accordance with one of the following standards: *{stated list of standards is adopted as is without change}*

---

**\*\*\*Section 314.2.1; change to read as follows:**

**314.2.1 Condensate disposal.** Condensate from all cooling coils and evaporators shall be conveyed from the drain pan outlet to an approved place of disposal. ... *{Existing text unchanged}* ... Condensate shall not discharge into a street, alley, sidewalk, rooftop, or other areas so as to cause a nuisance.

*(Reason: Greater specificity in prohibited locations for condensate discharge. It is the intent of this amendment to send condensate discharge into a sanitary sewer drain. Consistent with regional amendment to IMC 307.2.1)*

---

**\*\*\*Section 409.2; change to read as follows:**

**409.2 Water connection.** The water supply to a commercial dishwashing machine shall be protected against backflow by an air gap or backflow preventer in accordance with Section 608. *{Remainder of section unchanged}*

*(Reason: Domestic dishwashing machines would be difficult to enforce and should already come equipped with backflow preventers. Consistent with regional amendments in IPC Section 608)*

---

**\*\*\*Section 413.4; change to read as follows:**

**413.4 Required location for floor drains Public laundries and central washing facilities.** Floor drains shall be installed in the following areas:

1. In public laundries and in the central washing facilities of multiple family dwellings, the rooms containing automatic clothes washers shall be provided with floor drains located to readily drain the entire floor area. Such drains shall have a minimum outlet of not less than 3 inches (76 mm) in diameter.
2. Commercial kitchens. In lieu of floor drains in commercial kitchens, the Code Official may accept floor sinks.
3. Public restrooms.

*(Reason: To make more compatible with local health code practices)*

**\*\*\*Section 502.3; change to read as follows:**

**502.3 Water heaters installed in attics.** Attics containing water heaters shall be provided . . . *{Bulk of paragraph unchanged}* . . . side of the water heater. The clear access opening dimensions shall be a minimum of 20 inches by 30 inches (508 mm by 762 mm), and large enough to allow removal of the largest appliance. ~~As a minimum, for access to the attic space, provide one of the following: If access to the attic space is provided by more than an access opening, any of the following items shall be provided:~~

- ~~1. A permanent stair.~~
- ~~2. 1. A pull-down stair with a minimum 300 lb. (136 kg) capacity.~~
- ~~3. 2. An access door from an upper floor level.~~

**Exceptions:**

- ~~1. The passageway and level service space are not required where the appliance can be serviced and removed through the required opening.~~
- ~~2. Where the passageway is unobstructed...{Remaining text unchanged}~~

*(Reason: To provide a safe means of accessibility to appliances in attics and to allow for different types of construction limitations. Consistent with regional amendment to IMC and IFGC.)*

**\*\*\*Section 502.6; add Section 502.6 to read as follows:**

**502.6 Water heaters above ground or floor.** When the attic, roof, mezzanine or platform in which a water heater is installed is more than eight (8) feet (2,438 mm) above the ground or floor level, it shall be made accessible by a stairway or permanent ladder fastened to the building.

**Exception:** A max 10-gallon water heater (or larger with approval) is capable of being accessed through a lay-in ceiling and a water heater is installed is not more than ten (10) feet (3,048 mm) above the ground or floor level and may be reached with a portable ladder.

*(Reason: To provide safe access to water heaters. Consistent with regional amendments to IFGC 306.7 and IMC 306.3. Note reference to amendment above.)*

**\*\*\*Section 504.6; change to read as follows:**

**504.6 Requirements for discharge piping.** The discharge piping serving a pressure relief valve, temperature relief valve or combination thereof shall:

1. Not be directly connected to the drainage system.
2. Discharge through an air gap ~~located in the same room as the water heater.~~
3. Not be smaller than the diameter of the outlet of the valve served and shall discharge full size to the air gap.

4. Serve a single relief device and shall not connect to piping serving any other relief device or equipment.

~~**Exception:** Multiple relief devices may be installed to a single T & P discharge piping system when approved by the administrative authority and permitted by the manufactures installation instructions and installed with those instructions.~~

5. Discharge to the floor, to the pan serving the water heater or storage tank, to a waste receptor or an approved location or to the outdoors.

*{Remainder unchanged}*

**Local Amendments:**

1. Use of flexible copper on discharge piping serving a pressure-relief valve, temperature-relief valve or combination valve is prohibited.
2. When a water heater is located in the interior of a building/residence with no method to drain the pan according to this code, a water alarm and/or automatic shut-off device shall be installed.
3. If the discharge piping serving a pressure-relief valve, temperature-relief valve or combination valve is unable to be discharged to the outside according to this code, alternate discharge means or methods may be approved by the Code Official on a case by case basis.

*(Reason: To provide a higher degree of safety)*

---

**\*\*\*Section 504.7.1; change to read as follows:**

**Section 504.7.1 Pan size and drain to read as follows:** The pan shall be not less than 1 1/2 inches (38 mm) in depth and shall be of sufficient size and shape to receive all dripping or condensate from the tank or water heater. The pan shall be drained by an indirect waste pipe having a diameter of not less than 3/4 inch (19 mm). Piping for safety pan drains shall be of those materials listed in Table 605.4. Multiple pan drains may terminate to a single discharge piping system when approved by the administrative authority and permitted by the manufactures installation instructions and installed with those instructions.

*(Reason: To recognize local requirements)*

---

**\*\*\*Section 608.1; change to read as follows:**

**608.1 General.** A potable water supply system shall be designed, installed and maintained in such a manner so as to prevent contamination from non-potable liquids, solids or gases being introduced into the potable water supply through cross-connections or any other piping connections to the system. Backflow preventer applications shall conform to applicable local regulations, Table 608.1, except and as specifically stated in Sections 608.2 through 608.16.10.

*(Reason: To recognize local requirements)*

---

**\*\*\*Section 608.17.5; change to read as follows:**

**608.17.5 Connections to lawn irrigation systems.** The potable water supply to lawn irrigation systems shall be protected against backflow by an atmospheric-type vacuum breaker, a pressure-type vacuum breaker, a double-check assembly or a reduced pressure principle backflow preventer. A valve shall not be installed downstream from an atmospheric vacuum breaker. Where chemicals are introduced into the system, the potable water supply shall be protected against backflow by a reduced pressure principle backflow preventer.

*(Reason: To recognize regional practices)*

---



**\*\*\*Section 608.18; change to read as follows:**

**608.18 Protection of individual water supplies.** An individual water supply shall be located and constructed so as to be safeguarded against contamination in accordance with applicable local regulations. Installation shall be in accordance with Sections 608.17.1 through 608.17.8.

*(Reason: To allow local requirements to govern)*

---

**\*\*\*Section 703.6; Delete**

*(Reason: not a standard practice in this region)*

---

**\*\*\*Section 704.5; added to read as follows:**

**704.5 Single stack fittings.** Single stack fittings with internal baffle, PVC schedule 40 or cast iron single stack shall be designed by a registered engineer and comply to a national recognized standard.

*(Reason: to allow owners, installers, inspectors, and design professionals to readily identify product markers to determine they meet all required standards.)*

---

**\*\*\*Section 712.5; add Section 712.5 to read as follows:**

**712.5 Dual Pump System.** All sumps shall be automatically discharged and, when in any “public use” occupancy where the sump serves more than 10 fixture units, shall be provided with dual pumps or ejectors arranged to function independently in case of overload or mechanical failure. For storm drainage sumps and pumping systems, see Section 1113.

*(Reason: To address dual pump system. To provide reference for storm drainage systems.)*

---

**\*\*\*Section 713, 713.1; change to read as follows:**

## **ENGINEERED COMPUTERIZED DRAINAGE DESIGN**

**713.1 Design of drainage system.** The sizing, design and layout of the drainage system shall be permitted to be designed by a registered engineer using approved computer design methods.

*(Reason: Code was too restrictive.)*

---

**\*\*\*Section 803.3; added to read as follows:**

**803.3 Special waste pipe, fittings, and components.** Pipes, fittings, and components receiving or intended to receive the discharge of any fixture into which acid or corrosive chemicals are placed shall be constructed of CPVC, high silicone iron, PP, PVDF, chemical resistant glass, or glazed ceramic materials.

*(Reason: To clarify the allowable materials which are specifically listed for chemical drainage applications)*

---

**\*\*Section 903.1; change to read as follows:**

~~**903.1 Roof extension.** Open vent pipes that extend through a roof shall terminate not less than six (6) inches (152 mm) above the roof. Where a roof is to be used for assembly or as a promenade, observation deck, sunbathing deck or similar purposes, open vent pipes shall terminate not less than 7 feet (2,134 mm) above the roof.~~

**903.1 Roof extension.** All open vent pipes that extend through a roof shall be terminated at least 12 inches (305 mm) above the roof, except that where a roof is to be used for any purpose other than weather protection, the vent extensions shall be run at least 7 feet (2,134 mm) above the roof.

*(Reason: To provide regional guideline on standard installation method for this area and address reference number correction)*

---



**\*\*\*Section 918.8; change to read as follows.**

**918.8 Where permitted.** Individual, branch and circuit vents shall be permitted to terminate with a connection to an individual or branch-type air admittance valve in accordance with Section 918.3.1. Stack vents and vent stacks shall be permitted to terminate to stack-type air admittance valves in accordance with Section 918.3.2. Air admittance valves shall only be installed with the prior approval of the Code Official.

*(Reason: Mechanical Device that is subject to fail and not installed per manufacturer)*

---

**\*\*\*Section 1003; see note below:**

*{Until the Health and Water Departments of the area can coordinate a uniform grease interceptor section, each city will have to modify this section individually}*

---

**\*\*\*Section 1106.1; change to read as follows:**

**1106.1 General.** The size of the vertical conductors and leaders, building storm drains, building storm sewers, and any horizontal branches of such drains or sewers shall be based on six (6) inches per hour the 100-year hourly rainfall rate indicated in Figure 1106.1 or on other rainfall rates determined from approved local weather data.

*(Reason: Specify the roof drain size normally used in the area)*

---

**\*\*\*Section 1108.3; change to read as follows:**

**1108.3 Sizing of secondary drains.** Secondary (emergency) roof drain systems shall be sized in accordance with Section 1106 based on the rainfall rate for which the primary system is sized in Figure 1106.1 or on other rainfall rates determined from approved local weather data. Scuppers shall be sized to prevent the depth of ponding water from exceeding that for which the roof was designed as determined by Section 1101.7. Scuppers shall not have an opening dimension of less than 4 inches (102 mm). The flow through the primary system shall not be considered when sizing the secondary roof drain system.

*(Reason: Specify that overflow drainage is to be the same size as the normal roof drains)*

---

**\*\*\*Section 1109; delete this section.**

---

**\*\*\*Section 1202.1; delete Exceptions 1 and 2.**

---

*(Reason: State law already specifies that Med Gas systems must comply with NFPA 99.)*

---

**END**

## Exhibit F

### Recommended Amendments to the 2018 International Fuel Gas Code

City of Amarillo, Texas

The following sections, paragraphs, and sentences of the 2018 International Fuel Gas Code are hereby amended as follows: Standard type is text from the IFGC. Underlined type is text inserted. Lined through type is deleted text from IFGC. A double asterisk at the beginning of a section identifies an amendment carried over from the 2015 edition of the code and a triple asterisk identifies a new or revised amendment with the 2018 code.

---

**\*\*Section R101.1; change to read as follows:**

**R101.1 Title.** These regulations shall be known as the Fuel Gas Code of the City of Amarillo hereinafter referred to as "this code."

*(Reason: Standard insertion point: [insert] to assist with local adoption.)*

---

**\*\*\*Section 101.2**

*{Local amendments to Section 101.2 may be necessary to correspond with the State Plumbing Licensing Law}*

---

**\*\*\*Section 102.2; add an exception to read as follows:**

**Exception:** Existing dwelling units shall comply with Section 621.2.

*(Reason: Previous code provisions made unvented heater provisions retroactive except as provided for in local amendment. This amendment and amendment to IFGC 621.2 better clarify what the code already states: existing systems may stay unless considered unsafe)*

---

**\*\*\*Section 102.8; change to read as follows:**

**102.8 Referenced codes and standards.** The codes and standards referenced in this code shall be those that are listed in Chapter 8 and such codes, when specifically adopted, and standards shall be considered as part of the requirements of this code to the prescribed extent of each such reference and as further regulated in Section 102.8.1 and 102.8.2.

**102.8.1 Conflicts.** ~~Where the differences occur between provisions of this code and the referenced standards, the provisions of this code shall be the minimum requirements. {Existing text to remain}~~

**102.8.2 Provisions in referenced codes and standards.** Whenever amendments have been adopted to the referenced codes and standards, each reference to said code and standard shall be considered to reference the adopted amendments. Any reference to NFPA 70 shall mean the Electrical Code as adopted.

*(Reason: Legal wording to recognize locally adopted codes and amendments adopted with referenced codes)*

---

**\*\*Section 106.6; Amend Sections 106.6.1 thru 106.6.3 to read as follows:**

**106.6.1 Work commencing before permit issuance.** Any person who commences any work on a mechanical system before obtaining the necessary permits shall be subject to fees as provided in Chapter 4-1 of the City of Amarillo Municipal Code of Ordinances.

**Section 106.6.2 Fee schedule.** The fees shall be as provided in Chapter 4-1, Article I, Division 4, Section 4-1-40 of the City of Amarillo Municipal Code of Ordinances.

**Section 106.3.3.** *{Delete section}*

*(Reason: Established fees per Chapter 4-1 of the City of Amarillo Municipal Code)*

---

**\*\*Section 108.4; delete section.**

*(Reason: Established fees per Chapter 4-1 of the City of Amarillo Municipal Code)*

---

**\*\*Section 108.5; Amend Section 108.5 to read as follows:**

**108.5 Stop work orders.** Upon notice from the Code Official that plumbing work that is being performed contrary to the provisions of this code or in a dangerous or unsafe manner, such work shall immediately cease. Such notice shall be in writing and shall be given to the owner of the property, or to the owner's authorized agent, or to the person doing the work. The notice shall state the conditions under which work is authorized to resume. Where an emergency exists, the Code Official shall not be required to give a written notice prior to stopping the work. Any person who shall continue any work in or about the structure after having been served with a stop work order, except such work as that person is directed to perform to remove a violation or unsafe condition, shall be liable for a fine as specified in the City of Amarillo Municipal Code of Ordinances.

*(Reason: Established fees per Chapter 4-1, Article I, Division 1, Section 4-1-1 thru 4-1-4 of the City of Amarillo Municipal Code)*

---

**\*\*\*Section 306.3; change to read as follows:**

**[M] 306.3 Appliances in attics.** Attics containing appliances shall be provided . . . *{Bulk of paragraph unchanged}* . . . side of the appliance. The clear access opening dimensions shall be a minimum of 20 inches by 30 inches (508 mm by 762 mm), and large enough to allow removal of the largest appliance. As a minimum, for access to the attic space, provide one of the following: If access to the attic space is provided by more than an access opening, any of the following items shall be provided:

- ~~1. A permanent stair.~~
- ~~2. 1. A pull-down stair with a minimum 300 lb. (136 kg) capacity.~~
- ~~3. 2. An access door from an upper floor level.~~

**Exceptions:**

- ~~1. The passageway and level service space are not required where the appliance is capable of being serviced and removed through the required opening.~~
- ~~2. Where the passageway is not less than...{Bulk of section to read the same}~~

*(Reason: To provide a safe means of accessibility to appliances in attics and to allow for different types of construction limitations. Consistent with regional amendment to IMC 306.3.)*

---

**\*\*\*Section 306.5; change to read as follows:**

**[M] 306.5 Equipment and Appliances on Roofs or Elevated Structures.** Where equipment requiring access or appliances are located on an elevated structure or the roof of a building such that personnel will have to climb higher than 16 feet (4877 mm) above grade to access, an interior or exterior means of access shall be provided. Exterior ladders providing roof access need not extend closer than 12 feet (2,438 mm) to the finish grade or floor level below and shall extend to the equipment and appliances' level service space. Such access shall . . . *{Bulk of section to read the same}* . . . on roofs having a slope greater than four units vertical in 12 units horizontal (33-percent slope) ... *{Remainder of text unchanged}*.

*(Reason: To assure safe access to roof appliances. Consistent with IMC amendments)*

---

**\*\*\*Section 306.5.1; change to read as follows:**

**[M] 306.5.1 Sloped roofs.** Where appliances, equipment, fans or other components that require service are installed on a roof having a slope of 3 units vertical in 12 units horizontal (25-percent slope) or greater and having an edge more than 30 inches (762 mm) above grade at such edge, a catwalk at least 16 inches in width with substantial cleats spaced not more than 16 inches apart shall be provided from the roof access to a level platform at the appliance. The level platform shall be provided on each side of the appliance to which access is required for service, repair or maintenance. The platform shall be not less than 30 inches (762 mm) in any dimension and shall be provided with guards. The guards shall extend not less than 42 inches (1,067 mm) above the platform, shall be constructed so as to prevent the passage of a 21-inch-diameter (533 mm) sphere and shall comply with the loading requirements for guards specified in the International Building Code.

*(Reason: To assure safe access to roof appliances. Consistent with IMC amendments)*

**\*\*Section 307.5; amend to read as follows:**

**307.5 Auxiliary drain pan.** Category IV condensing appliances shall have an auxiliary drain pan where damage to any building component will occur as a result of stoppage in the condensate drainage system or failure of a condensate pump. These pans shall be installed in accordance with the applicable provisions of Section 307.2.3 item (1.) of the 2015 International Mechanical Code and be provided under condensate pumps.

---

**\*\*Section 307.6; amend to read as follows:**

~~**307.6 Condensate Pumps.** Condensate pumps located in uninhabitable space, such as attics and crawl spaces, shall be connected to the appliance or equipment served such that when the pump fails, the appliance or equipment will be prevented from operating. Pumps shall be installed in accordance with the manufacturer's instructions and shall not prevent the operation of fuel fired appliances.~~

---

**\*\*\*Section 401.5; add a second paragraph to read as follows:**

~~Both ends of each section of medium pressure gas piping shall identify its operating gas pressure with an approved tag. The tags are to be composed of aluminum or stainless steel and the following wording shall be stamped into the tag:~~

~~**"WARNING  
1/2 to 5 psi gas pressure  
Do Not Remove"**~~

~~(Reason: To protect homeowners and plumbers)~~

---

**\*\*\*Section 404.12; change to read as follows:**

**404.12 Minimum burial depth.** Underground piping systems shall be installed a minimum depth of ~~42~~ 18 inches (~~305~~ 458 mm) top of pipe below grade, except as provided for in Section 404.12.1.

**404.12.1 Delete in its entirety**

~~(Reason: To provide increased protection to piping systems and address reference number change)~~

---

**\*\*\*Section 406.4; change to read as follows:**

**406.4 Test pressure measurement.** Test pressure shall be measured with a monometer or with a pressure-measuring device designed and calibrated to read, record, or indicate a pressure loss caused by leakage during the pressure test period. The source of pressure shall be isolated before the pressure tests are made. ~~Mechanical gauges used to measure test pressures shall have a range such that the highest end of the scale is not greater than five times the test pressure.~~

~~(Reason: To require the use of more accurate diaphragm gauges. Spring gauges do not provide accurate measurement below approximately 17 psig.)~~

---

**\*\*\*Section 406.4.1; change to read as follows:**

**406.4.1 Test pressure.** The test pressure to be used shall be no less than ~~4 1/2~~ 1 1/2 times the proposed maximum working pressure, but no less than ~~3~~ 3 psig (20 kPa gauge), or at the discretion of the Code Official, the piping and valves may be tested at a pressure of at least six (6) inches (152 mm) of mercury, measured with a manometer or slope gauge, irrespective of design pressure. Where the test pressure exceeds 125 psig (862 kPa gauge), the test pressure shall not exceed a value that produces a hoop stress in the piping greater than 50 percent of the specified minimum yield strength of the pipe. For tests requiring a pressure of 3 psig, diaphragm gauges shall utilize a dial with a minimum diameter of three and one half inches (3 1/2"), a set hand, 1/10 pound incrementation and pressure range not to exceed 6 psi for tests requiring a pressure of 3 psig. For tests requiring a pressure of 10 psig, diaphragm gauges shall utilize a dial with a minimum diameter of three and one-half inches (3 1/2"), a set hand, a minimum of 2/10 pound incrementation and a pressure range not to exceed 20 psi. For welded piping, and for piping carrying gas at pressures in excess of fourteen (14) inches water column pressure (3.48 kPa) (1/2 psi) and less than 200 inches of water column pressure (52.2 kPa) (7.5 psi), the test pressure shall not be less than ten (10) pounds per square inch (69.6 kPa). For piping carrying gas at a pressure that exceeds 200 inches of water column (52.2 kPa) (7.5 psi), the test pressure shall be not less than one and one-half times the proposed maximum working pressure.

Diaphragm gauges used for testing must display a current calibration and be in good working condition. The appropriate test must be applied to the diaphragm gauge used for testing.

*(Reason: To provide for lesser pressures to coordinate with the use of more accurate diaphragm gauges)*

---

**\*\*\*Section 409.1; add Section 409.1.4 to read as follows:**

**409.1.4 Valves in CSST installations.** Shutoff valves installed with corrugated stainless steel (CSST) piping systems shall be supported with an approved termination fitting, or equivalent support, suitable for the size of the valves, of adequate strength and quality, and located at intervals so as to prevent or damp out excessive vibration but in no case greater than 12-inches from the center of the valve. Supports shall be installed so as not to interfere with the free expansion and contraction of the system's piping, fittings, and valves between anchors. All valves and supports shall be designed and installed so they will not be disengaged by movement of the supporting piping.

*(Reason: To provide proper security to CSST valves. These standards were established in this region in 1999 when CSST was an emerging technology)*

---

**\*\*\*Section 410.1; add a second paragraph and exception to read as follows:**

Access to regulators shall comply with the requirements for access to appliances as specified in Section 306.

**Exception:** A passageway or level service space is not required when the regulator is capable of being serviced and removed through the required attic opening.

*(Reason: To require adequate access to regulators)*

---

**\*\*Section 412.1; amend to read as follows:**

**412.1 General.** Motor fuel-dispensing facilities for LP-gas fuel shall be in accordance with Railroad Commission of Texas rules, this section and the International Fire Code. The operation of LP-gas motor fuel-dispensing facilities shall be regulated by the International Fire Code and in accordance with Railroad Commission of Texas rules.

---

**\*\*Section 413.1; amend to read as follows:**

**413.1 General.** Motor fuel-dispensing facilities for CNG fuel shall be in accordance with Railroad Commission of Texas rules, this section and the International Fire Code. The operation of CNG motor fuel-dispensing facilities shall be regulated by the International Fire Code and in accordance with Railroad Commission of Texas rules.

---

**\*\*\*Section 621.2; add exception as follows:**

**621.2 Prohibited use.** One or more unvented room heaters shall not be used as the sole source of comfort heating in a dwelling unit.

**Exception:** Existing approved unvented heaters may continue to be used in dwelling units, in accordance with the code provisions in effect when installed, when approved by the Code Official unless an unsafe condition is determined to exist as described in Section 108.7.

*(Reason: Gives the Code Official discretion.)*

---

**END**