



**Public Health**  
Prevent. Promote. Protect.  
**Amarillo**

## Amarillo Department of Public Health Flu Surveillance 2019-2020

Flu Season

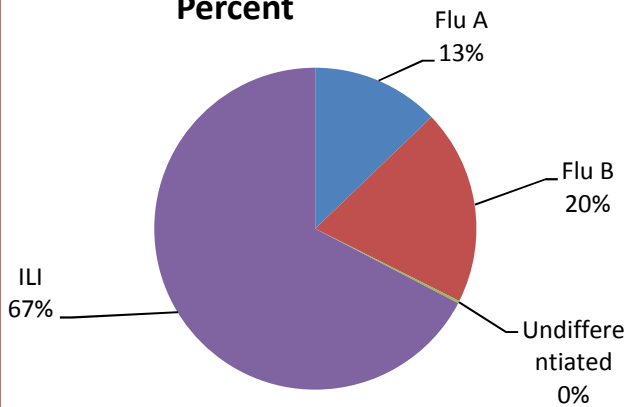
Week Ending	1/25	2/1	2/8	2/15	2/22	2/29	Season Total
MMWR Week	4	5	6	7	8	9	Total
Flu A	203	150	165	162	196	229	2093
Flu B	173	83	47	43	38	27	3204
ILI*	403	546	515	463	768	749	11010
Undifferentiated**	1	8	1	4	1	0	43
<b>Weekly Totals</b>	<b>780</b>	<b>787</b>	<b>728</b>	<b>672</b>	<b>1003</b>	<b>1005</b>	

\*Influenza Like Illness (ILI) is defined as a patient with fever  $\geq 100^{\circ}$  F, cough and/or sore throat who is either not tested for flu or is negative on result.

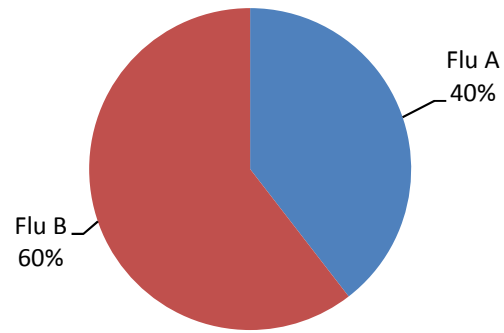
\*\*Testing did not differentiate Flu A or Flu B.

2019-2020

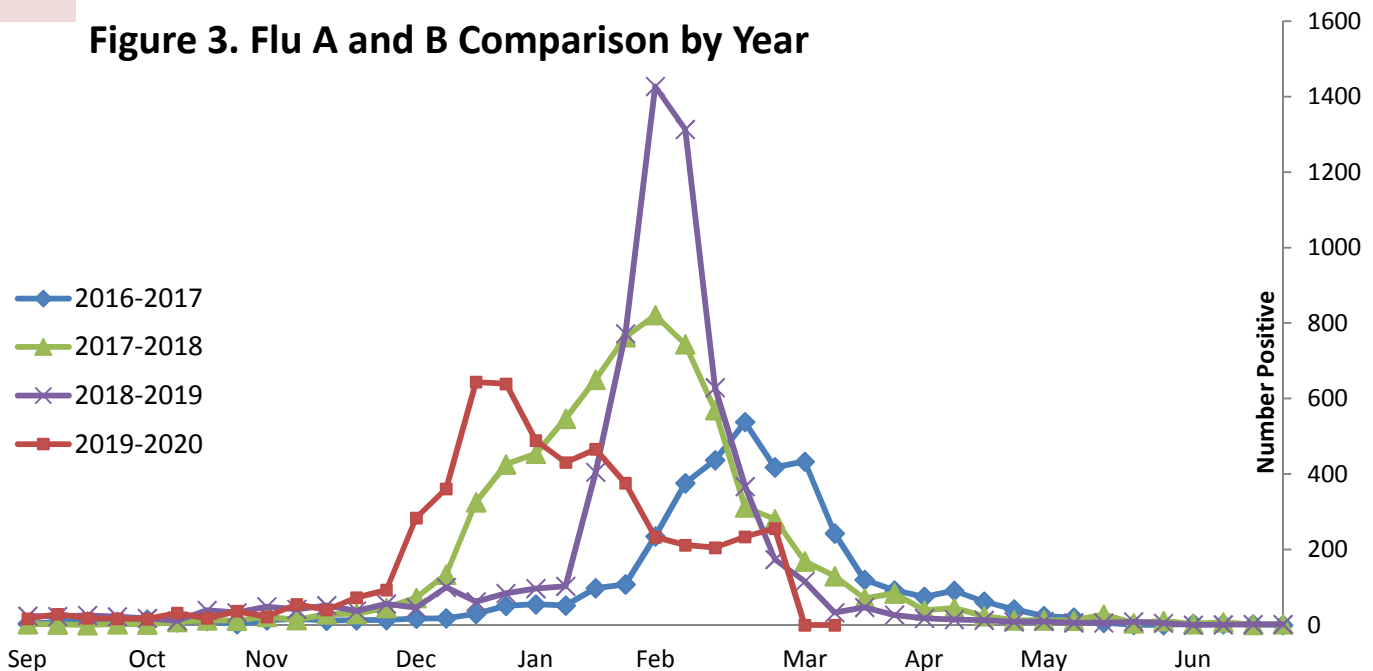
**Fig. 1 YTD Flu Testing By Percent**



**Fig. 2 YTD Flu A & B Comparison**

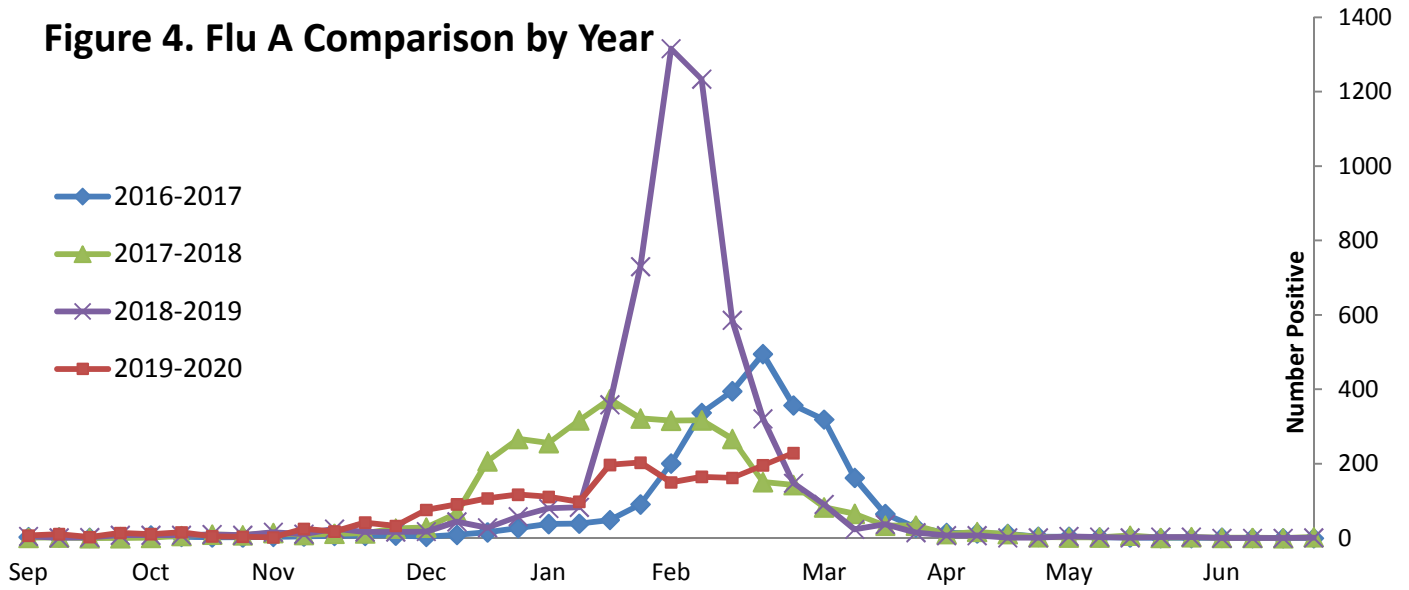


**Figure 3. Flu A and B Comparison by Year**

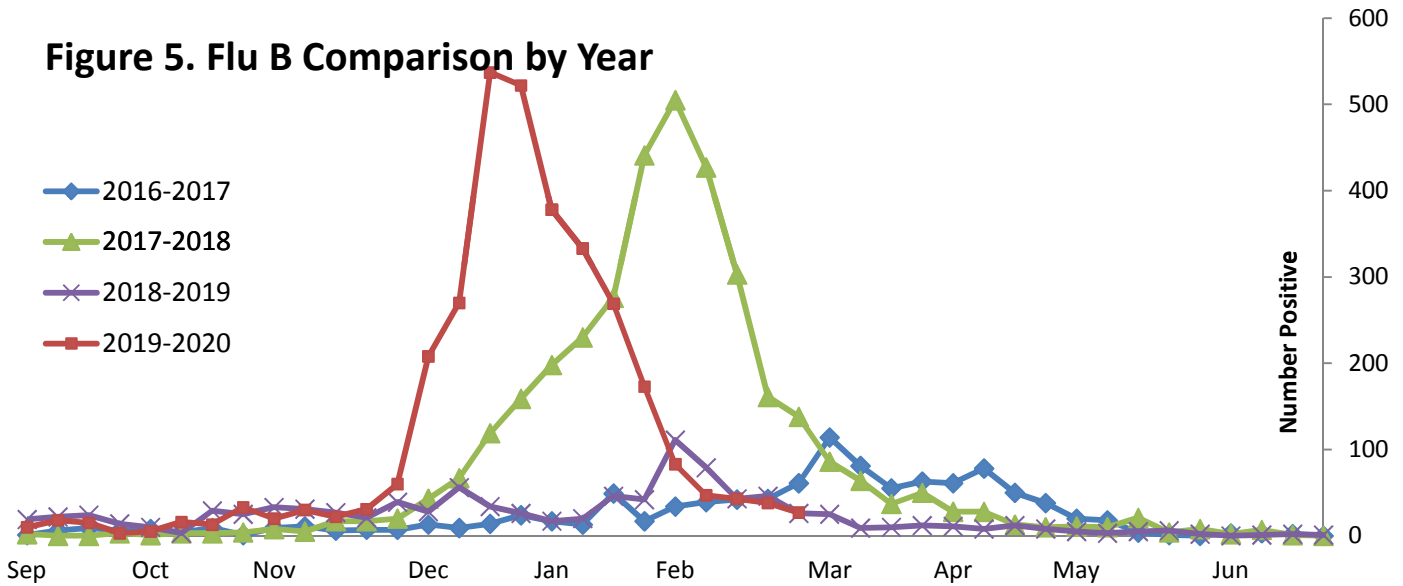


# Historical Trends

**Figure 4. Flu A Comparison by Year**



**Figure 5. Flu B Comparison by Year**



**Figure 6. ILI Comparison by Year**

