



**Public Health**  
Prevent. Promote. Protect.  
**Amarillo**

## Amarillo Department of Public Health Flu Surveillance 2019-2020

Flu Season

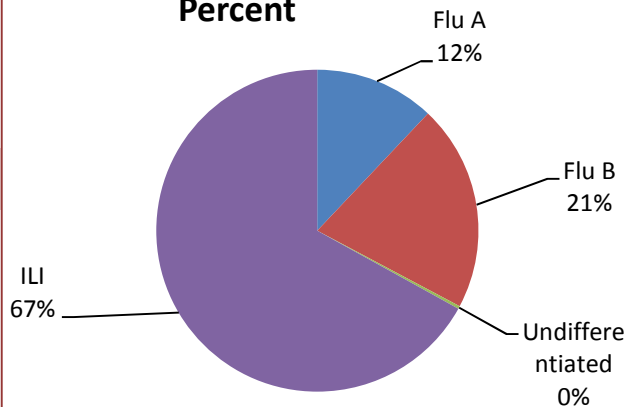
Week Ending	1/18	1/25	2/1	2/8	2/15	2/22	Season Total
MMWR Week	3	4	5	6	7	8	Total
Flu A	195	200	148	159	159	194	1846
Flu B	269	171	82	47	43	38	3174
ILI*	719	403	546	515	460	768	10258
Undifferentiated**	2	1	8	1	4	1	43
<b>Weekly Totals</b>	<b>1185</b>	<b>775</b>	<b>784</b>	<b>722</b>	<b>666</b>	<b>1001</b>	

\*Influenza Like Illness (ILI) is defined as a patient with fever  $\geq 100^{\circ}$  F, cough and/or sore throat who is either not tested for flu or is negative on result.

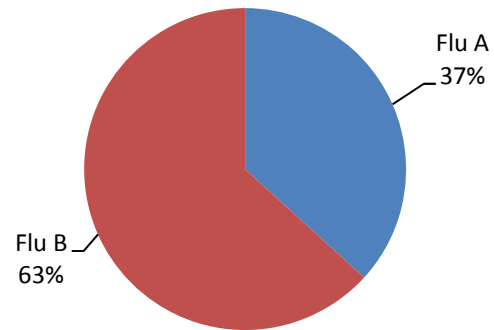
\*\*Testing did not differentiate Flu A or Flu B.

2019-2020

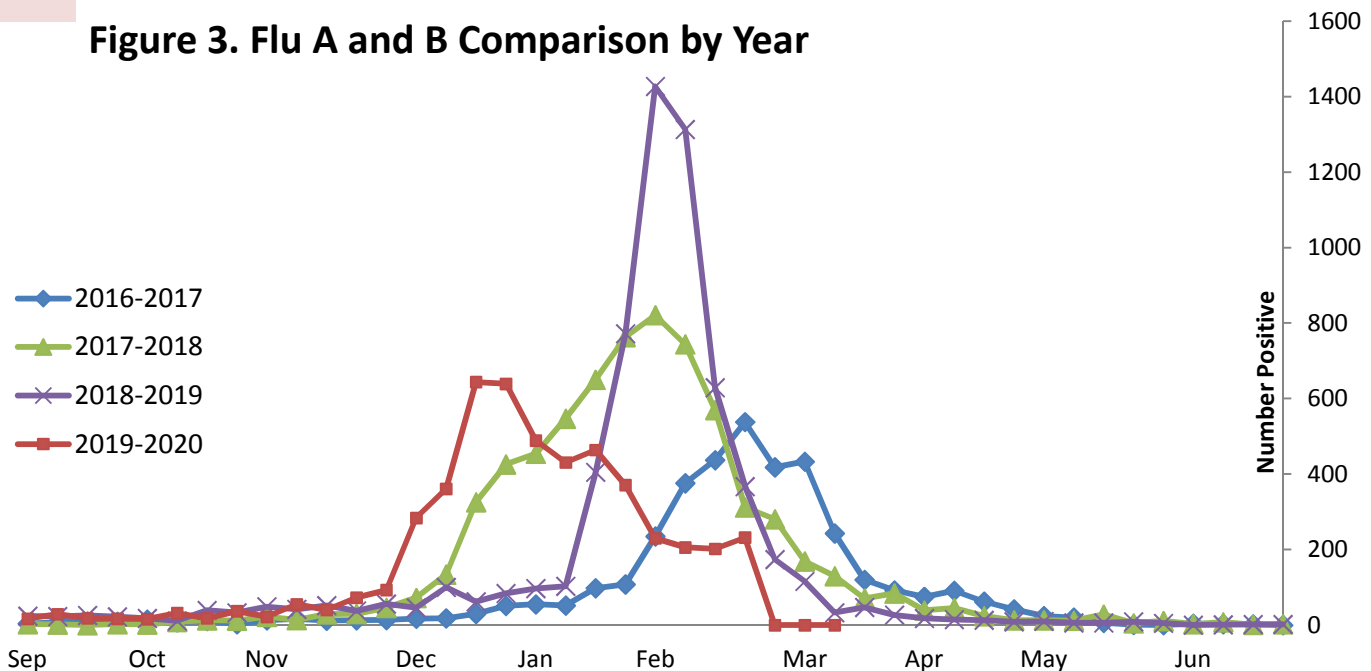
**Fig. 1 YTD Flu Testing By Percent**



**Fig. 2 YTD Flu A & B Comparison**

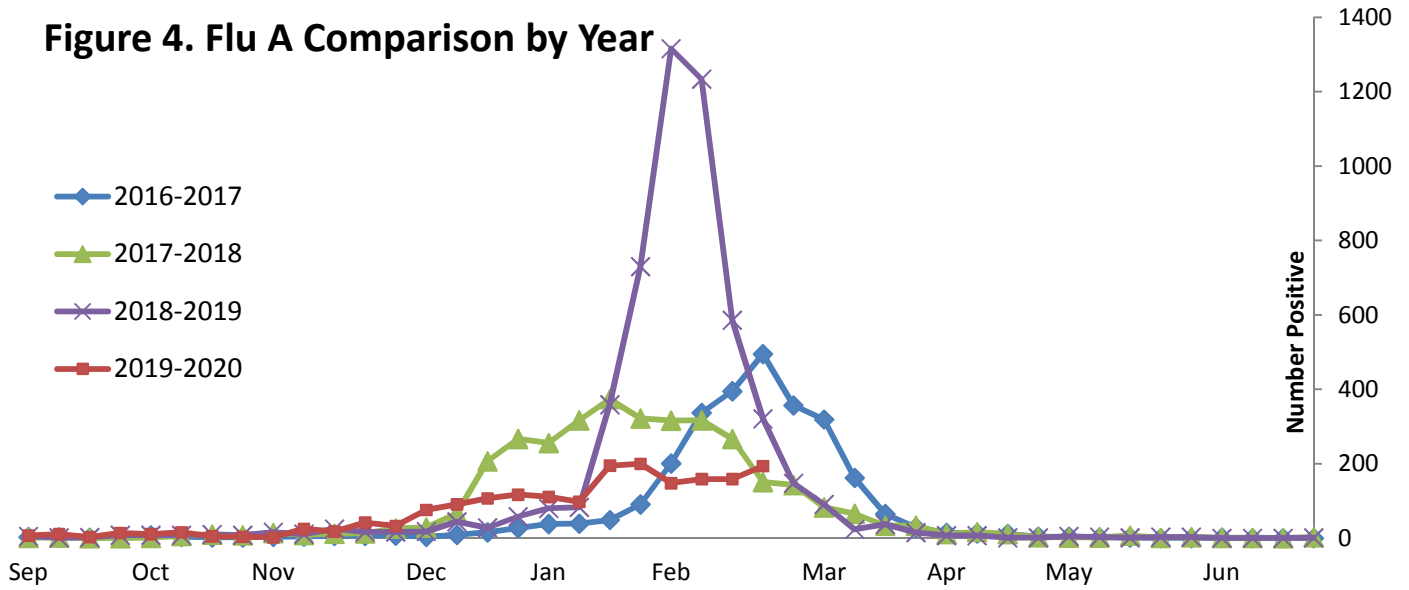


**Figure 3. Flu A and B Comparison by Year**

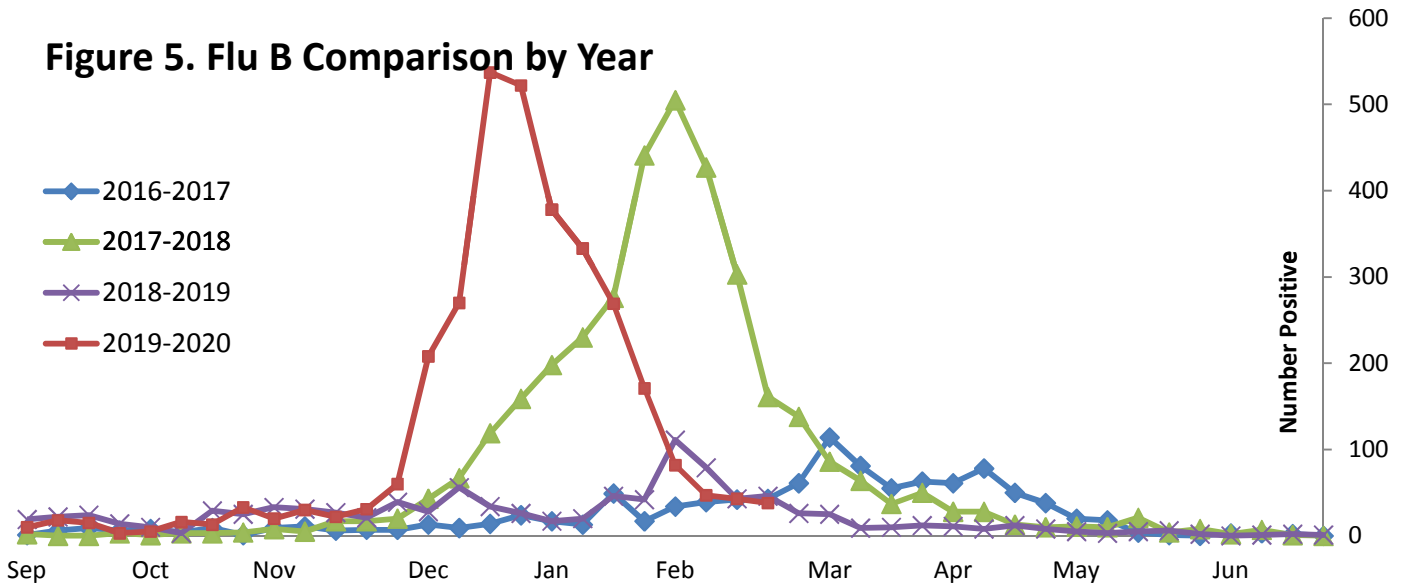


# Historical Trends

**Figure 4. Flu A Comparison by Year**



**Figure 5. Flu B Comparison by Year**



**Figure 6. ILI Comparison by Year**

