



**Public Health**  
Prevent. Promote. Protect.  
**Amarillo**

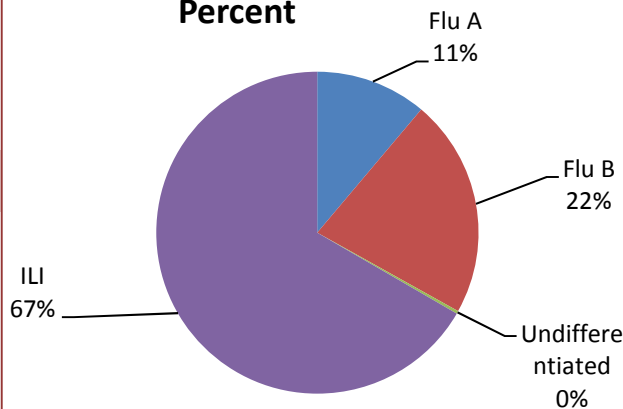
## Amarillo Department of Public Health Flu Surveillance 2019-2020

Week Ending	1/11	1/18	1/25	2/1	2/8	2/15	Season Total
MMWR Week	2	3	4	5	6	7	Total
Flu A	96	189	188	140	159	142	1587
Flu B	331	266	170	81	47	38	3120
ILI*	700	719	403	546	515	450	9480
Undifferentiated**	1	2	1	8	1	4	42
<b>Weekly Totals</b>	<b>1128</b>	<b>1176</b>	<b>762</b>	<b>775</b>	<b>722</b>	<b>634</b>	

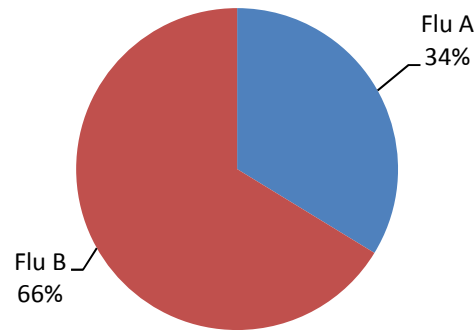
\*Influenza Like Illness (ILI) is defined as a patient with fever  $\geq 100^{\circ}$  F, cough and/or sore throat who is either not tested for flu or is negative on result.

\*\*Testing did not differentiate Flu A or Flu B.

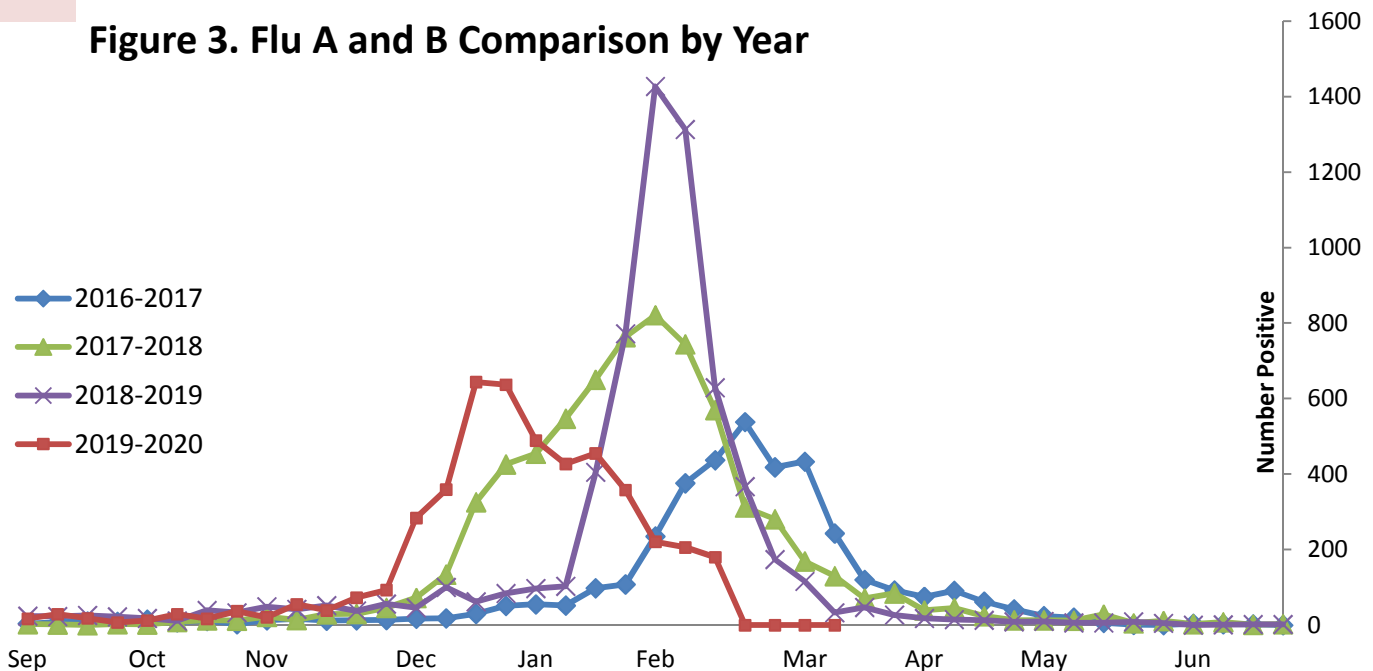
**Fig. 1 YTD Flu Testing By Percent**



**Fig. 2 YTD Flu A & B Comparison**

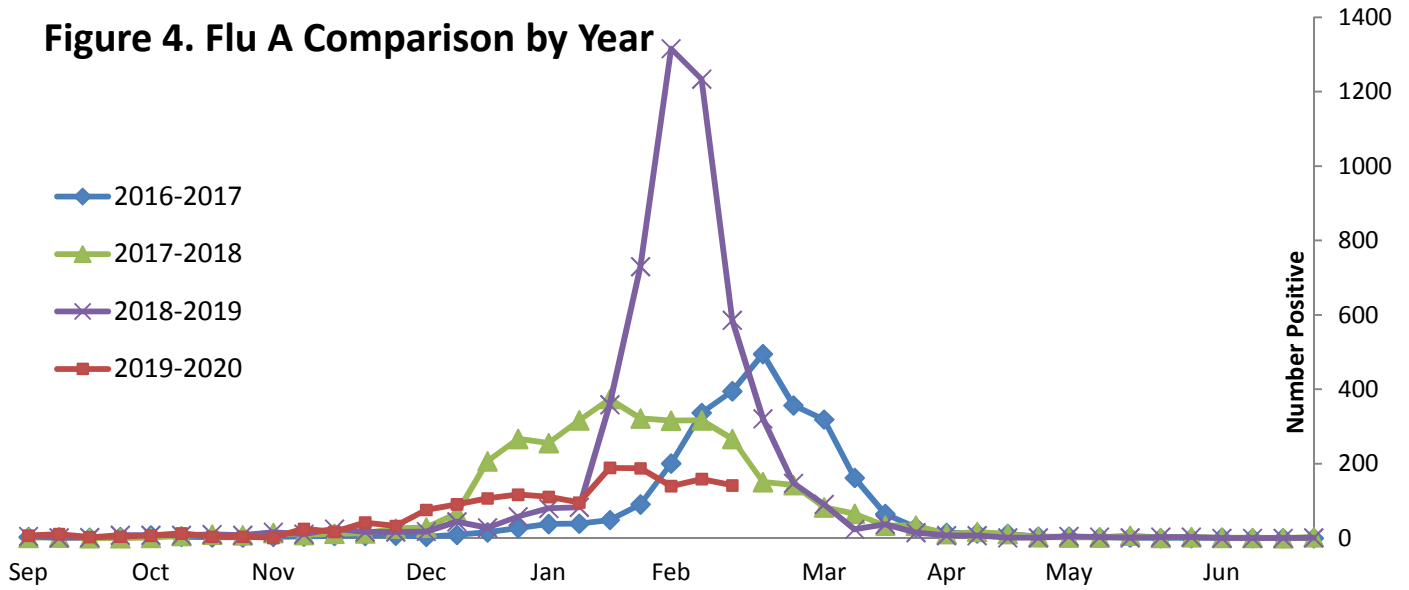


**Figure 3. Flu A and B Comparison by Year**

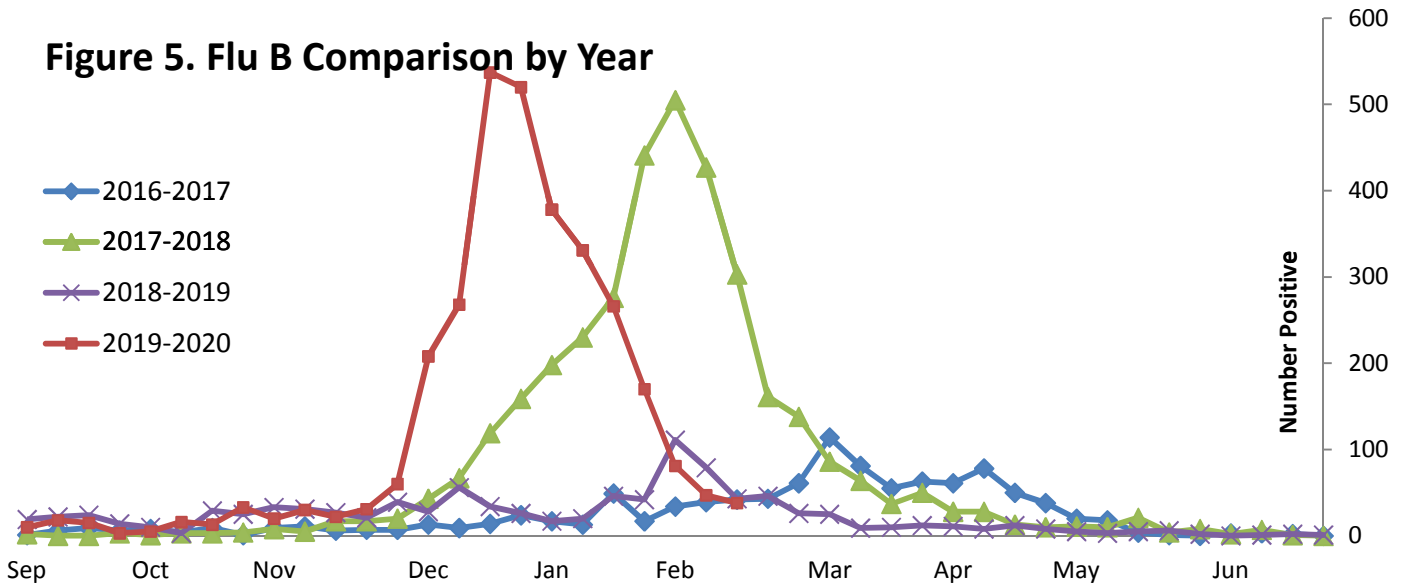


# Historical Trends

**Figure 4. Flu A Comparison by Year**



**Figure 5. Flu B Comparison by Year**



**Figure 6. ILI Comparison by Year**

