



**Public Health**  
Prevent. Promote. Protect.  
**Amarillo**

## Amarillo Department of Public Health Flu Surveillance 2019-2020

Flu Season

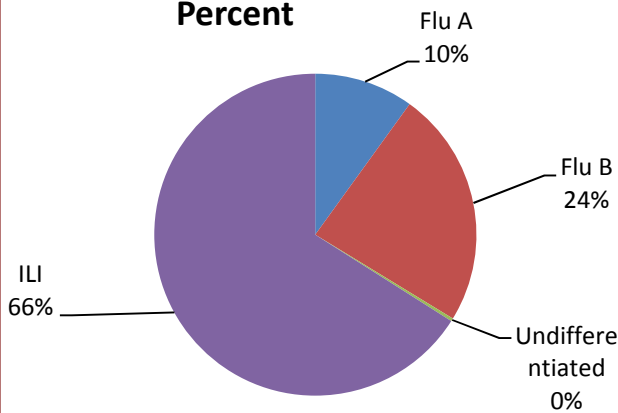
Week Ending	12/28	1/4	1/11	1/18	1/25	2/1	Season Total
<b>MMWR Week</b>	<b>52</b>	<b>1</b>	<b>2</b>	<b>3</b>	<b>4</b>	<b>5</b>	<b>Total</b>
<b>Flu A</b>	117	111	93	189	175	128	1258
<b>Flu B</b>	520	378	314	266	160	72	2999
<b>ILI*</b>	613	582	639	692	352	501	8331
<b>Undifferentiated**</b>	2	7	1	2	1	8	37
<b>Weekly Totals</b>	1252	1078	1047	1149	688	709	

\*Influenza Like Illness (ILI) is defined as a patient with fever  $\geq 100^{\circ}$  F, cough and/or sore throat who is either not tested for flu or is negative on result.

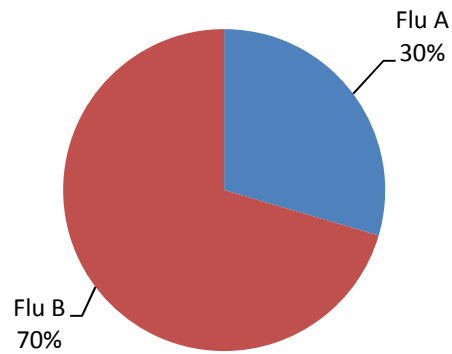
\*\*Testing did not differentiate Flu A or Flu B.

2019-2020

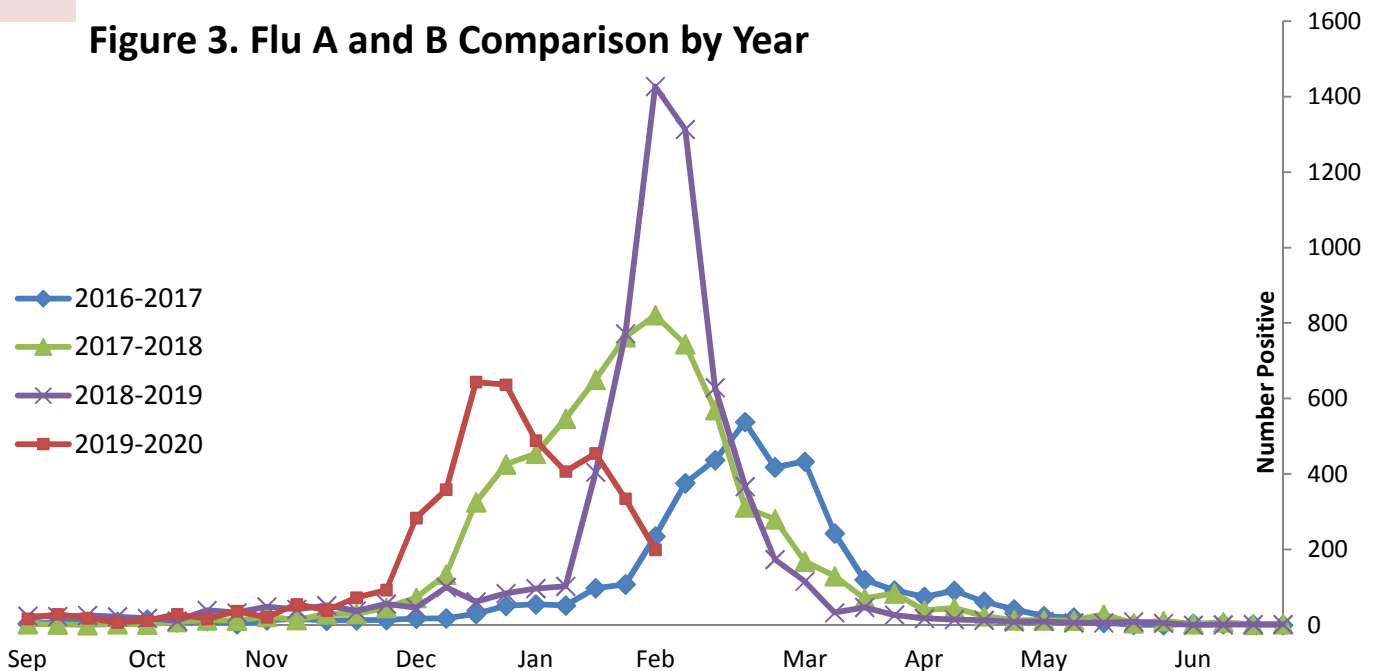
**Fig. 1 YTD Flu Testing By Percent**



**Fig. 2 YTD Flu A & B Comparison**

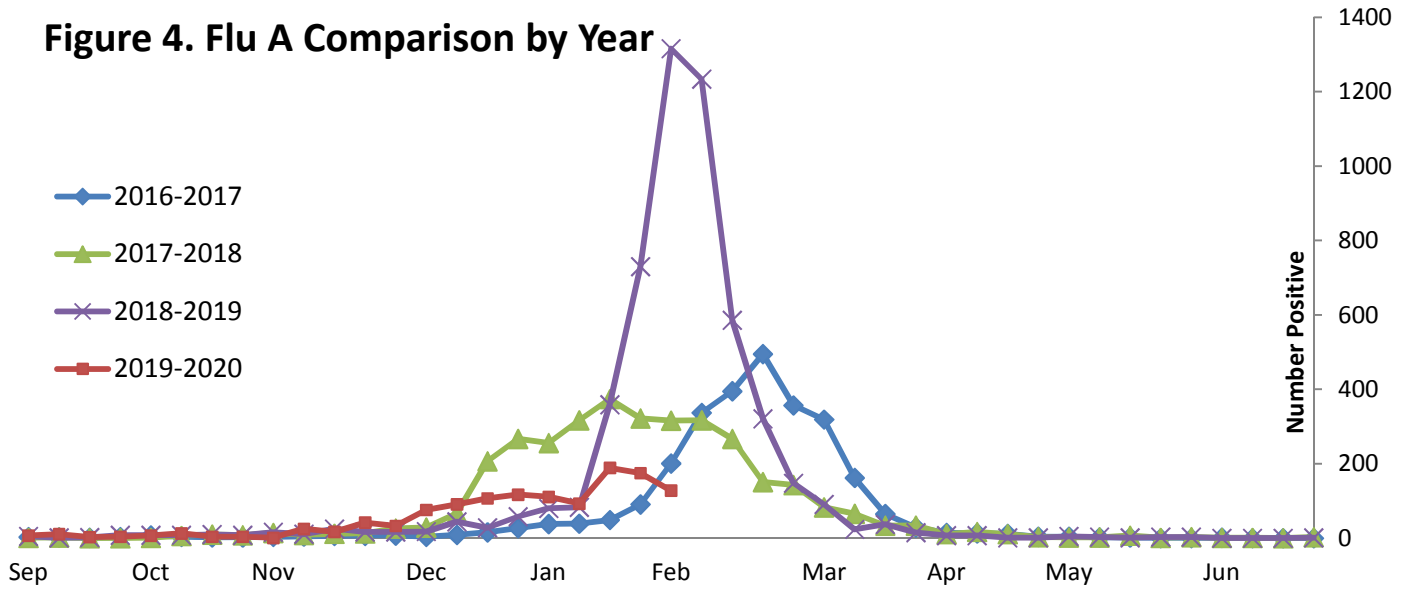


**Figure 3. Flu A and B Comparison by Year**

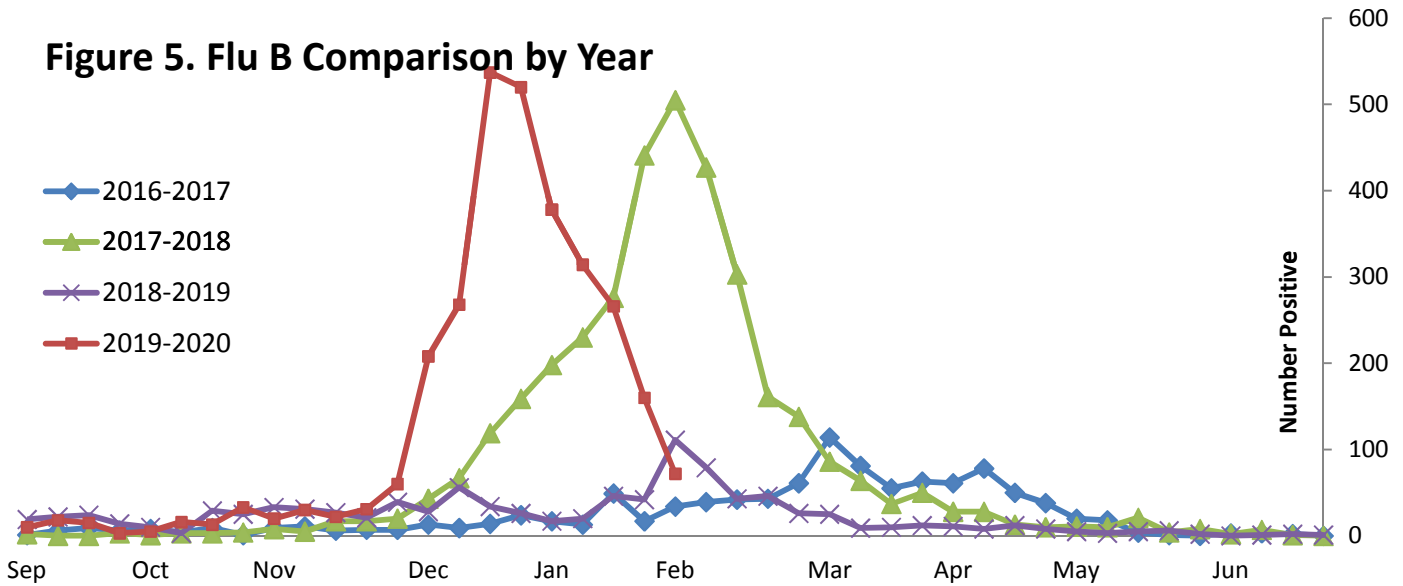


# Historical Trends

**Figure 4. Flu A Comparison by Year**



**Figure 5. Flu B Comparison by Year**



**Figure 6. ILI Comparison by Year**

