



**Public Health**  
Prevent. Promote. Protect.  
**Amarillo**

## Amarillo Department of Public Health Flu Surveillance 2019-2020

Flu Season

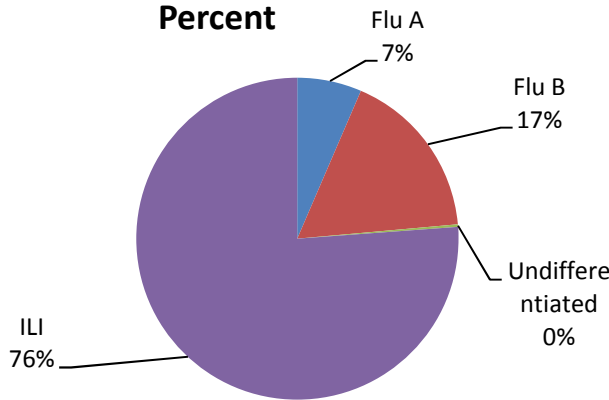
2019-2020

Week Ending	11/16	11/23	11/30	12/7	12/14	12/21	Season Total
<b>MMWR Week</b>	<b>46</b>	<b>47</b>	<b>48</b>	<b>49</b>	<b>50</b>	<b>51</b>	<b>Total</b>
<b>Flu A</b>	17	42	33	76	88	63	398
<b>Flu B</b>	22	31	60	208	253	322	1059
<b>ILI*</b>	324	405	346	617	619	471	4706
<b>Undifferentiated**</b>	0	1	0	0	0	4	16
<b>Weekly Totals</b>	363	479	439	901	960	860	

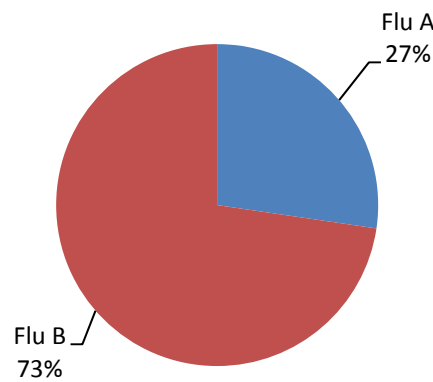
\*Influenza Like Illness (ILI) is defined as a patient with fever  $\geq 100^{\circ}$  F, cough and/or sore throat who is either not tested for flu or is negative on result.

\*\*Testing did not differentiate Flu A or Flu B.

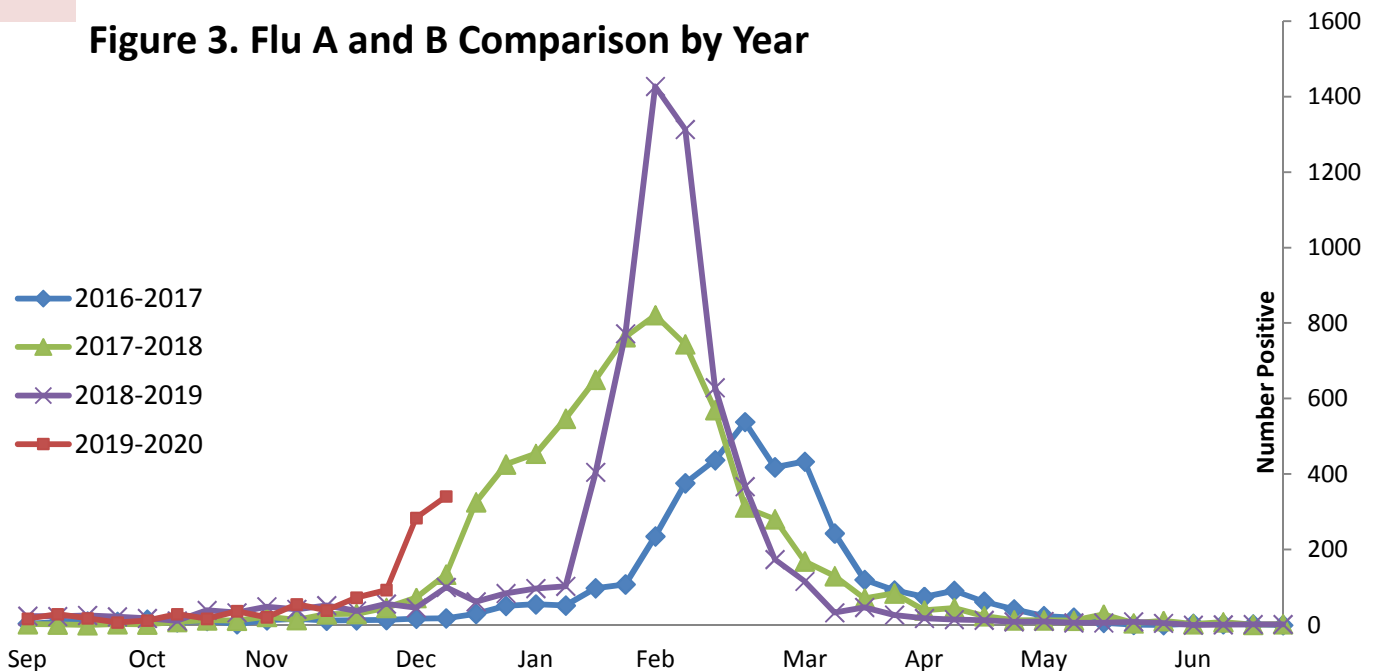
**Fig. 1 YTD Flu Testing By Percent**



**Fig. 2 YTD Flu A & B Comparison**

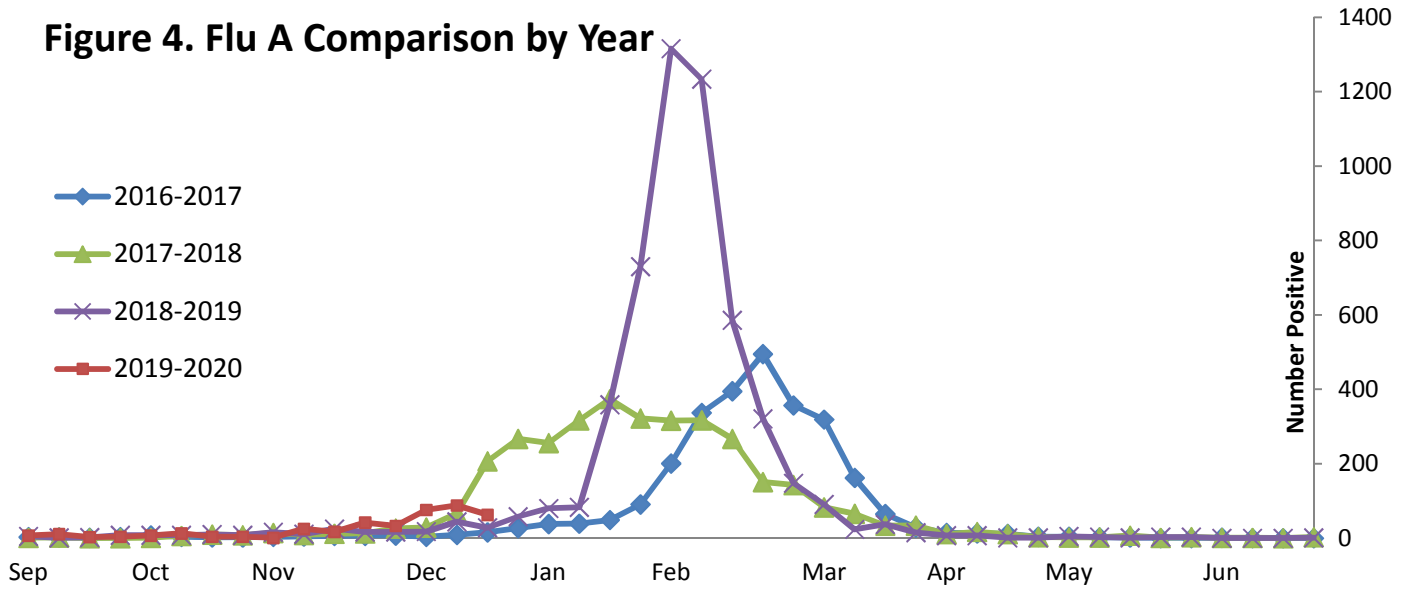


**Figure 3. Flu A and B Comparison by Year**

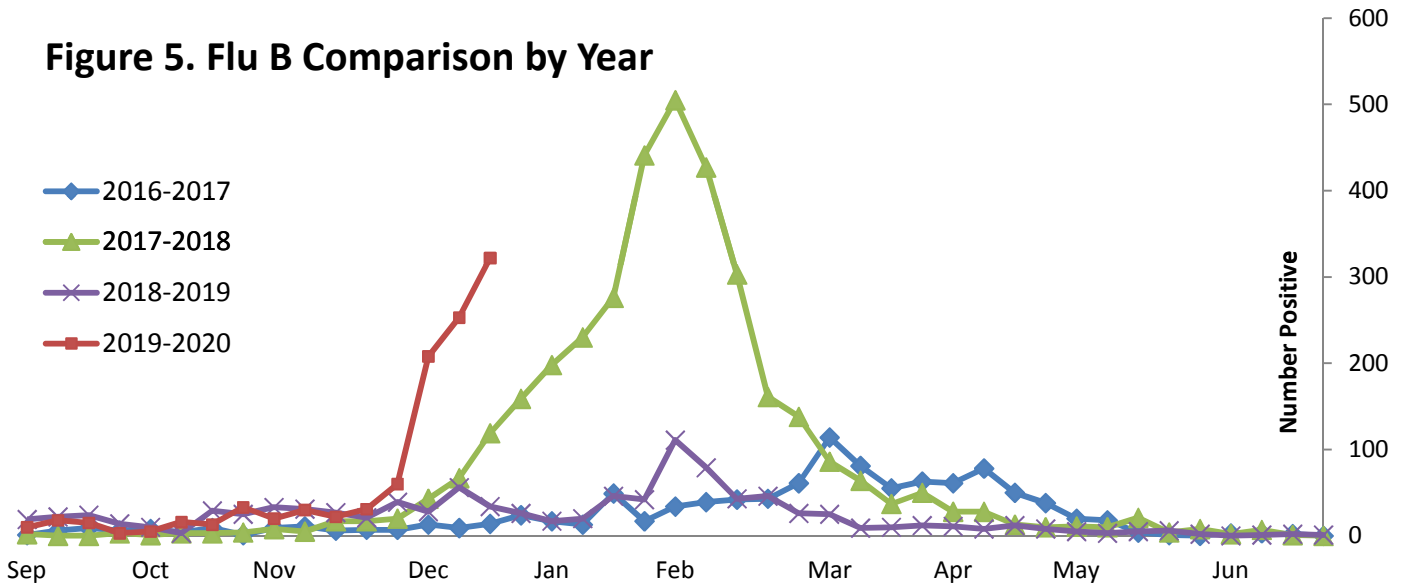


# Historical Trends

**Figure 4. Flu A Comparison by Year**



**Figure 5. Flu B Comparison by Year**



**Figure 6. ILI Comparison by Year**

