



**Public Health**  
Prevent. Promote. Protect.  
**Amarillo**

## Amarillo Department of Public Health Flu Surveillance 2019-2020

Flu Season

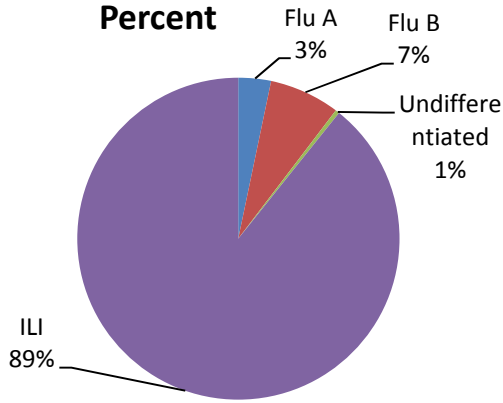
2019-2020

Week Ending	10/12	10/19	10/26	11/2	11/9	11/16	Season Total
<b>MMWR Week</b>	<b>41</b>	<b>42</b>	<b>43</b>	<b>44</b>	<b>45</b>	<b>46</b>	<b>Total</b>
<b>Flu A</b>	13	4	4	1	15	16	81
<b>Flu B</b>	16	13	33	20	28	21	176
<b>ILI*</b>	224	267	342	370	277	311	2216
<b>Undifferentiated**</b>	1	2	2	1	0	0	10
<b>Weekly Totals</b>	254	286	381	392	320	348	

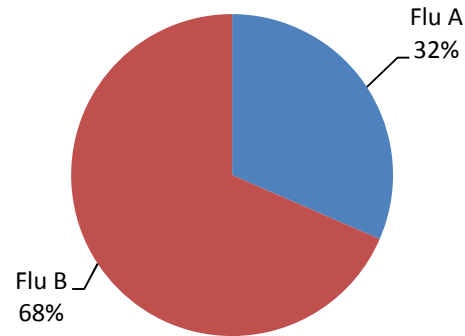
\*Influenza Like Illness (ILI) is defined as a patient with fever  $\geq 100^{\circ}$  F, cough and/or sore throat who is either not tested for flu or is negative on result.

\*\*Testing did not differentiate Flu A or Flu B.

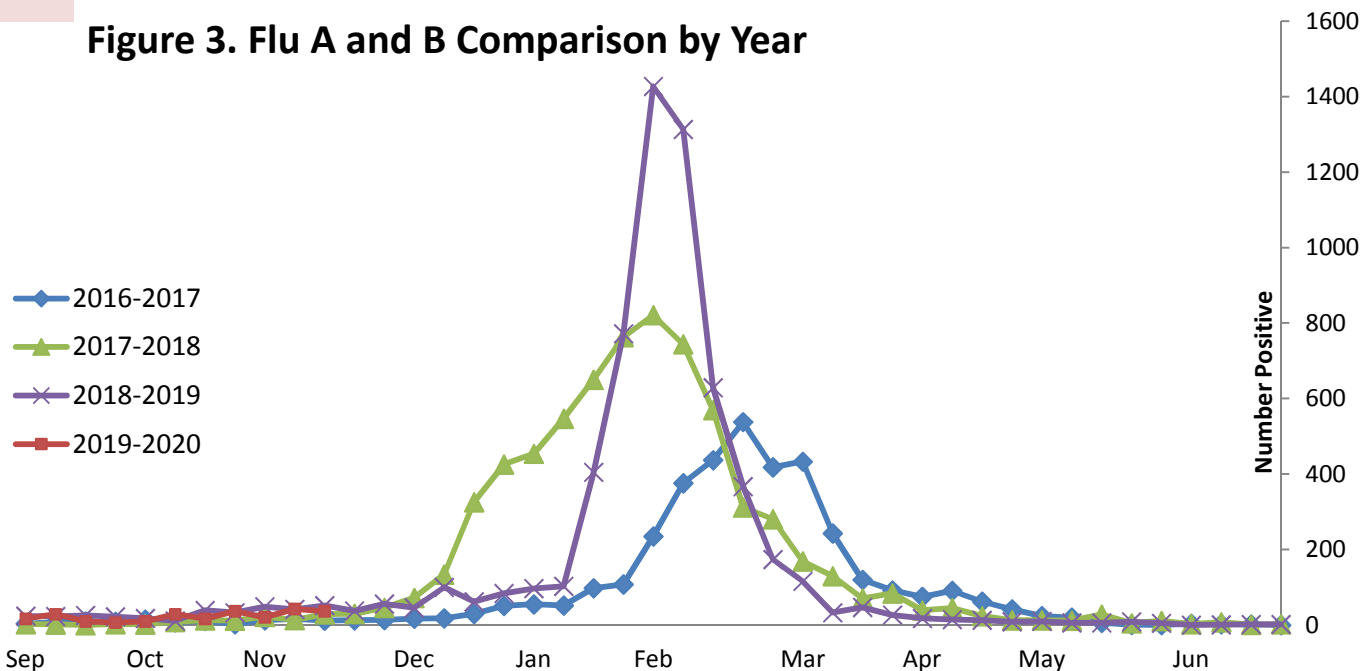
**Fig. 1 YTD Flu Testing By Percent**



**Fig. 2 YTD Flu A & B Comparison**

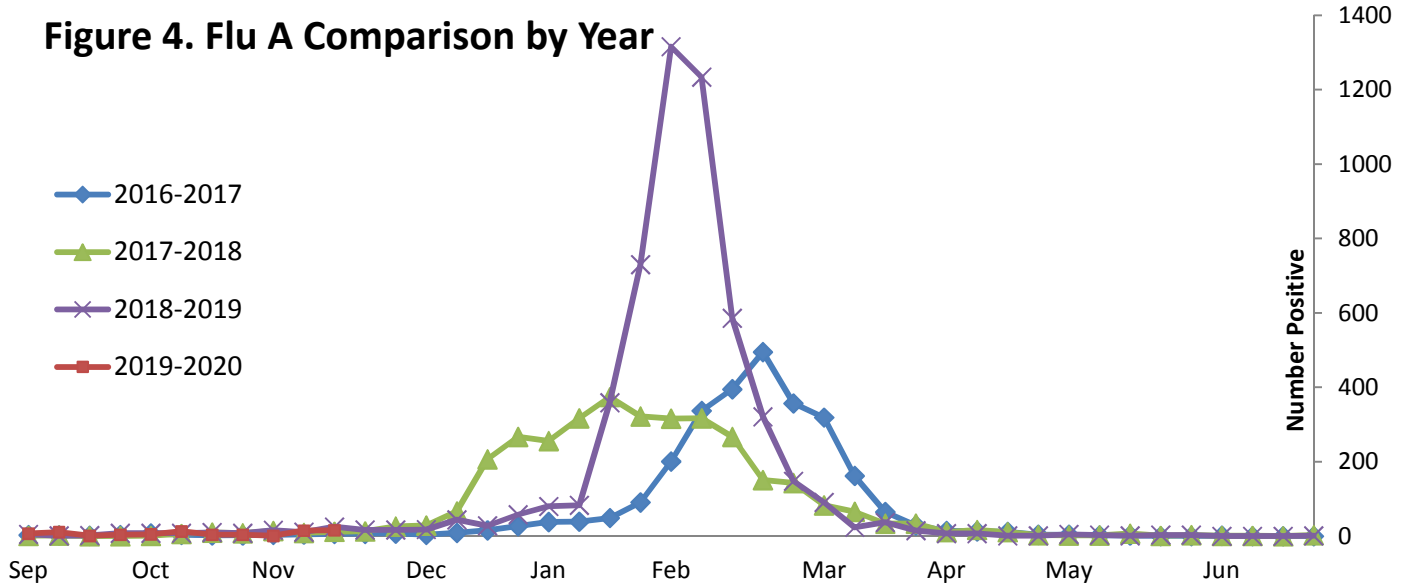


**Figure 3. Flu A and B Comparison by Year**

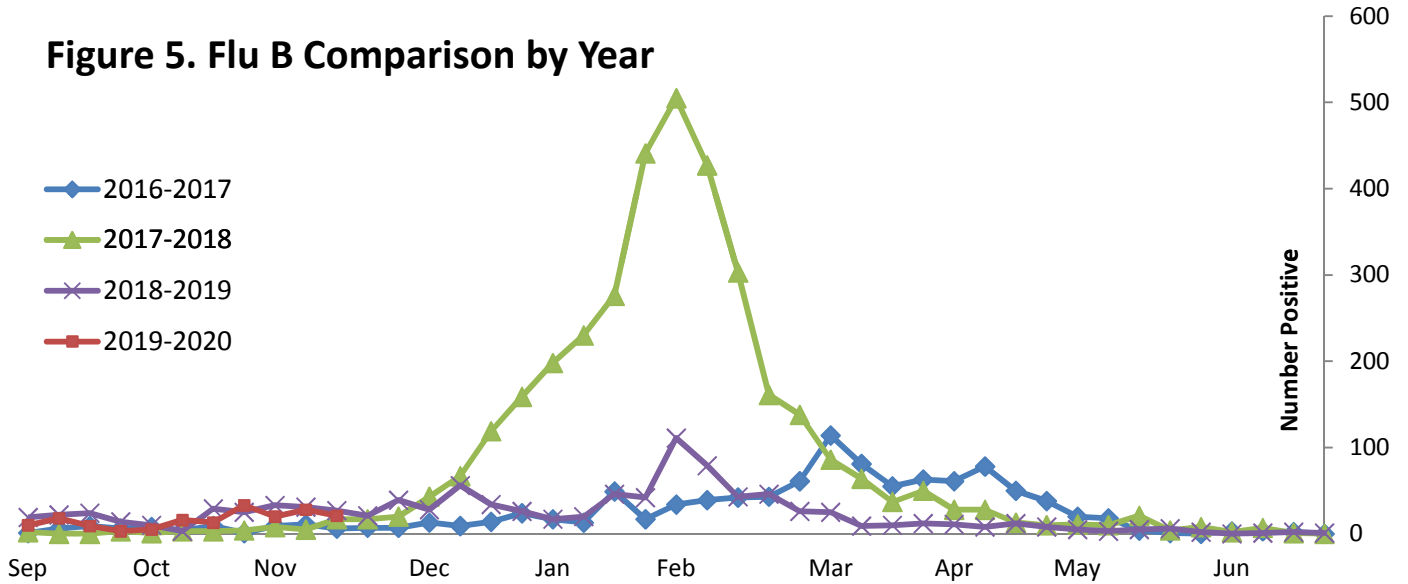


# Historical Trends

**Figure 4. Flu A Comparison by Year**



**Figure 5. Flu B Comparison by Year**



**Figure 6. ILI Comparison by Year**

