

**FY 2019-2022**

**TRANSPORTATION IMPROVEMENT PROGRAM**

**AMARILLO URBAN  
TRANSPORTATION STUDY**

**DRAFT TIP PRESENTED TO MPO POLICY COMMITTEE: January 18, 2018**  
**TIP ADOPTED BY MPO POLICY COMMITTEE: April 19, 2018**  
**REVISION DATES:**

## TABLE OF CONTENTS

<b>Glossary</b> .....	ii
<b>I. Introduction</b> .....	3
A. Purpose	
B. Definition of Area	
C. Public Involvement Process	
D. Project Selection Process	
E. Grouped Project CSJs	
F. Progress From Previous Year	
G. Performance Based Planning Issues	
H. Air Quality Issues	
I. Americans with Disabilities Act (ADA)	
<b>II. TIP Tables</b>	
A. Federal & State Funded Highway Projects .....	7
B. Grouped Projects Statewide CSJ's .....	11
Appendix A. Individual Listing of Grouped Projects .....	16
C. Federally Funded Transit Projects .....	22
D. Locally Significant Projects .....	27
<b>III. Annual Self-Certification</b> .....	32
<b>IV. Financial Plans</b> .....	34
<b>V. Maps</b> .....	39
<b>VI. FAST Act Appendix</b> .....	42
<b>VII. Revisions</b> .....	46

Prepared in cooperation with the Texas Department of Transportation and the U.S. Department of Transportation, Federal Highway Administration, and Federal Transit Administration.

This report was funded in part through grant[s] from the Federal Highway Administration and Federal Transit Administration, U.S. Department of Transportation. The views and opinions of the authors [or agency] expressed herein do not necessarily state or reflect those of the U. S. Department of Transportation.

## **GLOSSARY**

### **PROJECT LISTINGS**

<b>CSJ</b>	Control Section Job Number - TXDOT assigned number for projects entered into the Project Development Plan (PDP)																				
<b>PROJECT ID</b>	Project Identification - Code assigned by the MPO for local tracking/identification. Used to relate projects to the Metropolitan Transportation Plan.																				
<b>FUNCTIONAL CLASS</b>	<p>Federal Functional Class - Federal classification of streets and Highways into functional operating characteristics.</p> <p>Categories are:</p> <ul style="list-style-type: none"><li>Interstate</li><li>Other Freeways and Expressways</li><li>Principal Arterials</li><li>Minor Arterials</li><li>Collectors</li><li>Minor Collectors</li><li>Local Streets and Roads</li></ul>																				
<b>FEDERAL PROGRAMS</b>	<p>Federal Funding Category - Major categories of Federal funding as established by the Fixing America's Surface Transportation Act – (FAST)</p> <p>Categories are:</p> <table><tr><td>IC –</td><td>Interstate Construction</td></tr><tr><td>IM –</td><td>Interstate Maintenance</td></tr><tr><td>NHS –</td><td>National Highway System</td></tr><tr><td>STP –</td><td>Surface Transportation Program</td></tr><tr><td>CMAQ –</td><td>Congestion &amp; Mitigation Air Quality Funds</td></tr><tr><td>Bridge –</td><td>On/Off System Bridge Rehabilitation</td></tr><tr><td>DSB –</td><td>Donor State Bonus Funds</td></tr><tr><td>MA –</td><td>Minimum Allocation Funds</td></tr><tr><td>FLHP –</td><td>Federal Land Highway Program</td></tr><tr><td>FTA –</td><td>Federal Transit Administration Funding</td></tr></table>	IC –	Interstate Construction	IM –	Interstate Maintenance	NHS –	National Highway System	STP –	Surface Transportation Program	CMAQ –	Congestion & Mitigation Air Quality Funds	Bridge –	On/Off System Bridge Rehabilitation	DSB –	Donor State Bonus Funds	MA –	Minimum Allocation Funds	FLHP –	Federal Land Highway Program	FTA –	Federal Transit Administration Funding
IC –	Interstate Construction																				
IM –	Interstate Maintenance																				
NHS –	National Highway System																				
STP –	Surface Transportation Program																				
CMAQ –	Congestion & Mitigation Air Quality Funds																				
Bridge –	On/Off System Bridge Rehabilitation																				
DSB –	Donor State Bonus Funds																				
MA –	Minimum Allocation Funds																				
FLHP –	Federal Land Highway Program																				
FTA –	Federal Transit Administration Funding																				
<b>PHASE</b>	Project Phase for Federal Funding (E-Preliminary Engineering, R-Right of Way Acquisition, & C-Construction)																				

## **I. Introduction**

The transportation planning process in the Amarillo Urban Transportation Study Area is carried out by the Amarillo Metropolitan Planning Organization (MPO) in cooperation with the Texas Department of Transportation (TxDOT), the Federal Highway Administration (FHWA), the Federal Transit Administration (FTA), Potter and Randall Counties, the Panhandle Regional Planning Commission, and the City of Amarillo.

Although the Governor of the State of Texas designated the City of Amarillo as the fiscal agent for the MPO, the Amarillo Metropolitan Planning Organization's Policy Committee administers the transportation planning process in the Amarillo urbanized area. The MPO designation was renewed by contract with TxDOT executed in May 2012.

The federal legislation currently in place is the Fixing America's Surface Transportation Act, or FAST Act. The FAST Act creates a streamlined and performance-based surface transportation program and builds on many of the highway, transit, bike, and pedestrian programs and policies first established in 1991.

Those earlier legislative actions the Intermodal Surface Transportation Efficiency Act of 1991 (ISTEA), the Transportation Equity Act for the 21st Century (TEA-21), the Safe, Accountable, Flexible, Efficient Transportation Equity Act – A Legacy for Users (SAFETEA-LU), and the Moving Ahead for Progress in the 21st Century Act (MAP-21) increased investment in highway, transit, and safety programs, while retaining the basic goals and structure of earlier transportation actions. The FAST Act continues to encourage an enhanced role for local decision-making and places important emphasis on flexibility, intermodal goals, and on addressing local and regional needs. In addition, the FAST Act elevates the importance of safety by continuing core safety programs, guaranteeing funds for transportation programs; streamlining the environmental review and project delivery process, and promotes performance based planning initiatives. The goals of the FAST Act, as well as those of the Amarillo Metropolitan Transportation Plan (MTP) and the Amarillo Comprehensive Plan, are the core of the urban transportation policy in the AUTS area.

The MPO ensures that transportation plans and programs are consistent with the objectives and goals of the overall urban transportation planning process. It is charged with providing guidance and technical assistance for multi-modal transportation planning and reviewing recommended transportation plans and programs. Primary documents produced by the MPO include the Unified Planning Work Program (UPWP), Transportation Improvement Program (TIP) and Metropolitan Transportation Plan (MTP). The MPO also plays a significant role in transit planning activities.

### **Purpose**

The Transportation Improvement Program (TIP) is a staged, multi-year program of transportation improvements required by the Federal Highway Administration (FHWA) and the Federal Transit Administration (FTA) for urbanized areas receiving federal transportation funds. The purposes of the TIP include:

1. Identification of transportation improvements recommended for advancement during the 4-year program period.
2. Identification of transportation improvement priorities.
3. Provide realistic estimates of total costs and revenues for the program period.
4. Facilitate a cooperative transportation planning process.

In order for projects to be included in the TIP, and thus be eligible for federal funding, they must first be included in the Metropolitan Transportation Plan (MTP). The MTP is developed through the use of the traffic-forecasting model, which is operated by the Texas Department of Transportation (TxDOT). Projects selected for implementation in the TIP have already been subjected to analysis and evaluation procedures based on policy and planning goals set forth in the MTP. Thus, the TIP is considered as one step toward meeting the goals of the MTP.

## **Definition of Area**

The Amarillo Urban Transportation Study area includes the city of Amarillo and portions of rural Potter and Randall Counties. The boundaries of the study area correspond to that area of the region that is likely to become urbanized in the next 20 years. These boundaries also correspond to the limits of the Travel Forecasting Model operated by the Texas Department of Transportation.

## **Public Involvement Process**

Public involvement is assured in the Amarillo Urban Transportation Study through the adopted Public Participation Plan (PPP). The PPP gives citizens the opportunity to comment during all phases of the transportation planning process. The City of Amarillo Traffic Commission and the Amarillo Advisory Commission for People with Disabilities also play a significant role in the development and improvement of transportation plans and programs through recommendation to the MPO staff.

Public meetings for comment and development of the draft TIP were held in Amarillo on November 16, 2017 and February 24, 2016. A draft Transportation Improvement Program (TIP) was presented to the MPO Policy Committee for review at the committee's quarterly meeting on January 18, 2018. Throughout the fiscal years 2017 and 2018 MPO staff continued to ask for input from the public and transportation stakeholders regarding the TIP program and projects. The draft Transportation Improvement Program (TIP) was presented a second time to the MPO Policy Committee for review, at the quarterly meeting on April 19, 2018. This 2019-2022 TIP includes the results of various public meetings, review sessions, and comments received from October 2017 through April 2018.

Numerous public involvement activities were conducted. These included several 30-day public comment periods. During the comment periods and public meetings citizen input on the draft TIP was sought. These meetings were open to the public and posted as outlined in the MPO's PPP. There was also regional newspaper coverage and advertising regarding the 2019-2022 Transportation Improvement Program. The MPO's mailing list of stakeholders and interested parties was used to send meeting notices and to contact local, state, tribal, and federal stakeholders for input and comment regarding the development of the 2019-2022 Transportation Improvement Program in compliance with the FAST Act directives. During these public forums, MPO staff sought comments and answered questions from the public about the planning process, project selection, and the draft 2019-2022 TIP. The comments received have been reviewed by the MPO Policy Committee and provided to the appropriate agency: the Texas Department of Transportation Amarillo District Office, the City of Amarillo, Potter County, or Randall County. Amarillo MPO public involvement requirements were followed and documented in the development of the TIP. This information will be furnished upon request.

## **Project Selection Process**

Projects programmed in the TIP are evaluated using a variety of criteria. The criteria used to evaluate a particular project depend on the type of project and how far the project goes toward meeting the goals of the Metropolitan Transportation Plan. The items below include the major elements that are considered in selecting projects.

- Preservation of the Capital Investment
- Safety
- Congestion Relief
- Environmental Protection and Enhancement
- Economic Development
- Aesthetics

## **Grouped Project CSJs (Control Section Job)**

The Amarillo MPO is participating in the use of grouped projects in cooperation with the Federal Highway Administration and the Texas Department of Transportation. TxDOT developed Grouped Project CSJ numbers for projects that are not determined to be regionally significant. This allows those projects to be grouped in one line item as permitted in Title 23 USC section 135 Statewide Planning. Grouped projects in the form of an individual line item adopted by the MPO policy board are in fact pre-approved by the MPO policy board for purposes of grouping similar types of projects for TIP

programming in the future. Grouped exempt projects may be handled by the MPO as an administrative TIP revision, which does not require a formal STIP major revision approval action by FHWA and FTA in conjunction with TXDOT District Offices and TPP (System Planning).

### **Progress from Previous Years**

**Federally Funded Projects** – The following major projects have been implemented or are currently under construction:

IH-27 – from Sundown Lane to Bell Street – B-1 Phase 1: Reconstruct Main lane Bridges and Approaches at SL 335 (2<sup>nd</sup> Level) to accommodate future expansion to 6 Lanes

SL 335 – From IH 27 to Bell Street – B-1 Phase 1: Construct Frontage roads to Accommodate Future Main lane Bridge at IH 27 (3<sup>rd</sup> Level)

SL 335 – from West of Coulter to IH 27; B-1 Phase I: Construct Frontage roads and Grade Separation at Coulter

IH 40 – At Whitaker Rd: Replace Existing Bridges and Approaches

IH-40 – At SL 335 (Lakeside): Replace Existing Bridges and Approaches

IH 40 – At FM 1258: Replace Existing Bridges and Approaches

**Federally Funded Transit Projects** - Amarillo City Transit received operating and capital assistance from Section 5307 funds. The associated capital projects were for acquisition of replacement vehicles and support equipment.

Amarillo area Section 5310 funds are utilized through services provided by Panhandle Community Services.

### **Planning Factors**

The Transportation Improvement Program is developed to meet the goals, planning factors, and planning emphasis areas of the FAST Act, which are continued from MAP-21. The planning factors are:

- Support the economic vitality of the metropolitan area, especially by enabling global competitiveness, productivity and efficiency
- Increase the safety of the transportation system for motorized and non motorized users
- Increase the security of the transportation system for motorized and non-motorized users
- Increase the accessibility and mobility of people and for freight
- Protect and enhance the environment, promote energy conservation, improve the quality of life, and promote consistency between transportation improvements and state and local planned growth and economic development patterns
- Enhance the integration and connectivity of the transportation system, across and between modes, for people and freight
- Promote efficient system management and operation
- Emphasize the preservation of the existing transportation system
- Improve the resiliency and reliability of the transportation system and reduce or mitigate storm water impacts of surface transportation; and
- Enhance travel and tourism.

### **Performance Based Planning Issues**

The Amarillo MPO has developed this FY 2019-22 Transportation Improvement Program to support the fulfillment of national goals identified in the most recent federal transportation bill. Those goals are of prime importance:

Safety	Freight Movement & Economic Vitality
Infrastructure Condition	Environmental Sustainability
Congestion Reduction	Reduced Project Delivery Dates
System Reliability	

The Amarillo MPO will work in cooperation with TxDOT to carry out USDOT Performance-Based

Planning directives. The Fixing America's Surface Transportation (FAST) Act is the current transportation law. The FAST Act requires the consideration of two new planning factors. The first is encouraging consultation with agencies that plan for tourism and natural disaster risk reduction. The second is planning for system resiliency and reliability and reducing or mitigating storm-water impacts of surface transportation.

Under the FAST Act, State DOTs and MPOs are required establish performance targets and evaluate the progress made toward achieving the performance targets for the following performance measures:

#### Safety

The Texas Department of Transportation has officially established five safety targets based on five year rolling averages.

<b>Performance Measure</b>	<b>2018 Statewide Target (Expressed as Five-Year 2014-2018 Average)</b>
Total number of traffic related fatalities on all public roads	3,703.8
Rate of traffic related fatalities on all public roads per 100 million VMT	1.432
Total number of traffic related serious injuries on all public roads	17,565.4
Rate of traffic related serious injuries on all public roads per 100 million VMT	6.740
Total number of non-motorized fatalities and serious injuries on all public roads	2,150.6

These performance targets were developed during the update for the 2017-2022 Strategic Highway Safety plan. These targets carry through into the state's Highway Safety Improvement Plan and the Highway Safety Plan. These targets are a 2% reduction from the original trend line projected out to 2020.

The Amarillo MPO Policy Committee adopted TxDOT's Safety targets and committed to supporting, planning and programming projects that contribute to the accomplishments of these targets at their Policy Committee meeting on January 18, 2018.

The projects listed in the 2019-2022 Transportation Improvement Program support achieving these safety targets. The projects include added capacity and operational improvements that include bicycle and pedestrian facilities, intersection improvements, grade separated overpasses, as well as improving freight movement.

#### **Air Quality Issues**

The Clean Air Act of 1990 places several requirements on communities to maintain and improve urban air quality. In response to the Act, the U.S. Department of Transportation has identified those communities in the nation with poor air quality as non-attainment areas and those with good air quality are classified as attainment areas. Although Amarillo has been identified as an attainment area, consideration is still given to the maintenance of good air quality through the appropriate mix of land uses with their resulting travel patterns and through a program to synchronize traffic signals on arterial roads to decrease delay and travel time, resulting in reduced fuel consumption and lower vehicle emissions per vehicle miles traveled.

#### **Americans with Disabilities Act (ADA)**

The ADA was designed to establish equal rights for persons with disabilities. The ADA requires municipalities to develop programs that do not discriminate against persons with disabilities solely on the basis of a physical or mental disability. The Act addresses several areas including employment, public services, non-discrimination in the private sector, and telecommunications access. The City of Amarillo includes persons with disabilities in the development of all of its employment programs and public programs and facilities. A significant portion of Amarillo's response to the ADA is directly related to improvements to the Amarillo City Transit system.



# **FEDERAL & STATE FUNDED HIGHWAY PROJECTS**

AMARILLO METROPOLITAN PLANNING ORGANIZATION  
FY 2019

DISTRICT	COUNTY	CSJ	HWY	PHASE	CITY	PROJECT SPONSOR	YOE COST	
4 - AMARILLO	POTTER	0904-02-040	VA	C,E	AMARILLO		\$ 1,187,597	
LIMITS FROM RANDALL COUNTY LINE							REVISION DATE: 07/2018	
LIMITS TO: IH 40							MPO PROJ NUM: A15165-000	
PROJECT B-2 PHASE I: CONSTRUCT FRT RDS FOR FUTURE FREEWAY							FUNDING CAT(S): 1,2U,12	
DESCR:								
REMARKS P7:							PROJECT HISTORY: PHASE I OF II OF B-2 FRONTAGE RDS B-2 FULL BUILD 0904-11-058,0904-02-038,& 0275-01-178 PHASE CONST: FRT RDS - MAINLANES	
<b>TOTAL PROJECT COST INFORMATION</b>				<b>AUTHORIZED FUNDING BY CATEGORY/SHARE</b>				
PRELIM ENG:	\$ 52,998	<b>COST OF APPROVED PHASES:</b>	1-PRVNT	\$ 118,077	\$ 29,519	\$ 0	\$ 0	\$ 147,597 *
ROW PURCHASE:	\$ 0		2U-URBAN CRDR:	\$ 32,000	\$ 8,000	\$ 0	\$ 0	\$ 40,000
CONST COST:	\$ 1,081,600		12-STRAT PRIOR:	\$ 800,000	\$ 200,000	\$ 0	\$ 0	\$ 1,000,000
CONST ENG:	\$ 52,998		TOTAL:	\$ 950,077	\$ 237,519	\$ 0	\$ 0	\$ 1,187,597
CONTING:	\$ 13,520							
IND COSTS:	\$ 0							
BND FINANCING:	\$ 0							
<b>TOTAL PRJ COST:</b>	<b>\$ 1,260,172</b>							

DISTRICT	MPO	COUNTY	CSJ	HWY	PHASE	CITY	PROJECT SPONSOR	YOE COST	
AMARILLO	AMARILLO	RANDALL	0904-11-061	SL 335	C,E	AMARILLO		\$ 53,327,664	
LIMITS FROM FM 2590							REVISION DATE 11/2017		
LIMITS TO Potter County Line							MPO PROJ NUM A15164-000		
PROJECT B-2 FRT RDS PHASE I: CONSTRUCT FRONTAGE ROADS FOR FUTURE FREEWAY							FUNDING CAT(S)		
DESCR									
REMARKS P7 Project is being proposed as SL 335 Segment B-2							PROJECT HISTORY: PHASE I OF II OF B-2 FRONTAGE RDS		
<b>TOTAL PROJECT COST INFORMATION</b>				<b>AUTHORIZED FUNDING BY CATEGORY/SHARE</b>					
PREL ENG \$	2,379,832	<b>COST OF APPROVED PHASES:</b>	CATEGORY	FEDERAL	STATE	REGIONAL	LOCAL	LC	TOTAL
ROW PURCH \$	0		1	\$ 5,302,131	\$ 1,325,533	\$ 0	\$ 0	\$ 0	\$ 6,627,664
CONSTR \$	48,568,000		2U	\$ 13,360,000	\$ 3,340,000	\$ 0	\$ 0	\$ 0	\$ 16,700,000
CONST ENG \$	2,379,832		12	\$ 24,000,000	\$ 6,000,000	\$ 0	\$ 0	\$ 0	\$ 30,000,000
CONTING \$	607,100		TOTAL	\$ 42,662,131	\$ 10,665,533	\$ 0	\$ 0	\$ 0	\$ 53,327,664
INDIRECT \$	0								
BOND FIN \$	0								
PT CHG ORD \$	2,651,813								
<b>TOTAL CST \$</b>	<b>56,586,577</b>								

PHASE: C = CONSTRUCTION, E = ENGINEERING, R = ROW, T = TRANSFER

\* FUNDING NOT FIXED

AMARILLO METROPOLITAN PLANNING ORGANIZATION  
FY 2020

DISTRICT	COUNTY	CSJ	HWY	PHASE	CITY	PROJECT SPONSOR	YOE COST	
4 - AMARILLO	POTTER	0275-01-199	IH 40	C,E	AMARILLO		\$ 27,552,246	
LIMITS FROM BIH 40-D						REVISION DATE: 11/2017		
LIMITS TO: SL 335 (SONCY ROAD)						MPO PROJ NUM: A15168-000		
PROJECT B-2 PHASE II: RECONSTRUCT IH 40 2ND LEVEL MAINLANE BRIDGE AT SL 335 AND FRONTAGE						FUNDING CAT(S): 1,2U,4,12		
DESCR: ROAD BOX								
REMARKS						PROJECT HISTORY: PHASE II OF II B-2 FRONTAGE ROADS B-2 FULL BUILD 0904-11-058,0904-02-038,& 0275-01-178 PHASE CONST: FRT RDS - MAINLANES		
P7:								
<b>TOTAL PROJECT COST INFORMATION</b>				<b>AUTHORIZED FUNDING BY CATEGORY/SHARE</b>				
PRELIM ENG:	\$ 1,229,563	<b>COST OF APPROVED PHASES:</b>	1-PRVNT	\$ 3,481,797	\$ 870,449	\$ 0	\$ 0	\$ 4,352,246 *
ROW PURCHASE:	\$ 0		2U-URBAN CRDR:	\$ 5,580,000	\$ 620,000	\$ 0	\$ 0	\$ 6,200,000
CONST COST:	\$ 25,093,120		4-STWIDE CNCT:	\$ 9,900,000	\$ 1,100,000	\$ 0	\$ 0	\$ 11,000,000
CONST ENG:	\$ 1,229,563		12-STRAT PRIOR:	\$ 5,400,000	\$ 600,000	\$ 0	\$ 0	\$ 6,000,000
CONTING:	\$ 12,547		TOTAL:	\$ 24,361,797	\$ 3,190,449	\$ 0	\$ 0	\$ 27,552,246
IND COSTS:	\$ 0							
BND FINANCING:	\$ 0							
<b>TOTAL PRJ COST:</b>	<b>\$ 28,699,001</b>							

DISTRICT	COUNTY	CSJ	HWY	PHASE	CITY	PROJECT SPONSOR	YOE COST	
4 - AMARILLO	POTTER	0904-02-041	VA	C,E	AMARILLO		\$ 26,364,649	
LIMITS FROM IH 40						REVISION DATE: 11/2017		
LIMITS TO: SW 9TH						MPO PROJ NUM: A15169-000		
PROJECT B-2 PHASE II: CONSTRUCT FRT RDS FOR FUTURE FREEWAY						FUNDING CAT(S): 1,2U,4,12		
DESCR:								
REMARKS						PROJECT HISTORY: PHASE II OF II B-2 FRONTAGE ROADS B-2 FULL BUILD 0904-11-058,0904-02-038,& 0275-01-178 PHASE CONST: FRT RDS - MAINLANES		
P7:								
<b>TOTAL PROJECT COST INFORMATION</b>				<b>AUTHORIZED FUNDING BY CATEGORY/SHARE</b>				
PRELIM ENG:	\$ 1,176,564	<b>COST OF APPROVED PHASES:</b>	1-PRVNT	\$ 3,331,719	\$ 832,930	\$ 0	\$ 0	\$ 4,164,649 *
ROW PURCHASE:	\$ 0		2U-URBAN CRDR:	\$ 9,760,000	\$ 2,440,000	\$ 0	\$ 0	\$ 12,200,000
CONST COST:	\$ 24,011,520		4-STWIDE CNCT:	\$ 2,400,000	\$ 600,000	\$ 0	\$ 0	\$ 3,000,000
CONST ENG:	\$ 1,176,564		12-STRAT PRIOR:	\$ 5,600,000	\$ 1,400,000	\$ 0	\$ 0	\$ 7,000,000
CONTING:	\$ 300,144		TOTAL:	\$ 21,091,719	\$ 5,272,930	\$ 0	\$ 0	\$ 26,364,649
IND COSTS:	\$ 0							
BND FINANCING:	\$ 0							
<b>TOTAL PRJ COST:</b>	<b>\$ 27,975,822</b>							

PHASE: C = CONSTRUCTION, E = ENGINEERING, R = ROW, T = TRANSFER

\* FUNDING NOT FIXED

AMARILLO METROPOLITAN PLANNING ORGANIZATION  
FY 2021

DISTRICT	COUNTY	CSJ	HWY	PHASE	CITY	PROJECT SPONSOR	YOE COST	
4 - AMARILLO	RANDALL	2635-03-024	SL 335	C,E	AMARILLO		\$ 32,192,089	
LIMITS FROM FM 2590						REVISION DATE: 07/2018		
LIMITS TO: WEST OF COULTER						MPO PROJ NUM: A15159-000		
PROJECT B-1 PHASE II: (TIE-IN) CONSTRUCT MAINLANES, GRADE SEP, RAMPS, AND FRONTAGE ROADS						FUNDING CAT(S): 1,2U,12		
DESCR:								
REMARKS								
P7:						PROJECT HISTORY: PHASE II OF III OF A MULTI PHASE PROJECT 2635-03-018,ETC (B-1) PHASE I 2635-03-018, 2635-02-029, 0168-09-161 PHASE III 2635-02-900, 2635-03-901		
<b>TOTAL PROJECT COST INFORMATION</b>				<b>AUTHORIZED FUNDING BY CATEGORY/SHARE</b>				
PRELIM ENG:	\$ 1,438,589	<b>COST OF APPROVED PHASES:</b>		<b>FEDERAL</b>	<b>STATE</b>	<b>LOCAL</b>	<b>LC</b>	<b>TOTAL</b>
ROW PURCHASE:	\$ 0		1-PRVNT	\$ 4,873,671	\$ 1,218,418	\$ 0	\$ 0	\$ 6,092,089 *
CONST COST:	\$ 29,358,950		2U-URBAN CRDR:	\$ 15,280,000	\$ 3,820,000	\$ 0	\$ 0	\$ 19,100,000
CONST ENG:	\$ 1,394,550		12-STRAT PRIOR:	\$ 5,600,000	\$ 1,400,000	\$ 0	\$ 0	\$ 7,000,000
CONTING:	\$ 810,307		TOTAL:	\$ 25,753,671	\$ 6,438,418	\$ 0	\$ 0	\$ 32,192,089
IND COSTS:	\$ 0							
BND FINANCING:	\$ 0							
<b>TOTAL PRJ COST:</b>	<b>\$ 34,940,087</b>							

PHASE: C = CONSTRUCTION, E = ENGINEERING, R = ROW, T = TRANSFER

\* FUNDING NOT FIXED

# **GROUPED PROJECTS STATEWIDE CSJ's**

**Grouped Project Section Definitions information revised April 16, 2018**

## Grouped Project CSJs

### Definition of Grouped Projects for use in the Transportation Improvement Program

Revised April 16, 2018

Proposed CSJ	Grouped Project Category	Definition
5000-00-950	PE – Preliminary Engineering	Preliminary Engineering for any project except added capacity projects in a non-attainment area. Includes activities which do not involve or lead directly to construction, such as planning and research activities; grants for training; engineering to define the elements of a proposed action or alternatives so that social, economic, and environmental effects can be assessed.
5000-00-951	Right of Way Acquisition	Right of Way acquisition for any project except added capacity projects in a non-attainment area. Includes relocation assistance, hardship acquisition, and protective buying.
5000-00-952 5000-00-957 5000-00-958	Preventive Maintenance and Rehabilitation	Projects to include pavement repair to preserve existing pavement so that it may achieve its designed loading. Includes seal coats, overlays, resurfacing, restoration, and rehabilitation done with existing ROW. Also includes modernization of a highway by reconstruction, adding shoulders or adding auxiliary lanes (e.g., parking, weaving, turning, climbing, non-added capacity) or drainage improvements associated with rehabilitation.
5000-00-953	Bridge Replacement and Rehabilitation	Projects to replace and/or rehabilitate functionally obsolete or structurally deficient bridges.
5000-00-954	Railroad Grade Separations	Projects to construct or replace existing highway-railroad grade crossings and to rehabilitate and/or replace deficient railroad underpasses, resulting in no added capacity.
5800-00-950	Safety	Projects to include the construction or replacement/rehabilitation of guard rails, median barriers, crash cushions, pavement markings, skid treatments, medians, lighting improvements, highway signs, curb ramps, railroad/highway crossing warning devices, fencing, intersection improvements (e.g., turn lanes), signalization projects and interchange modifications. Also includes projects funded via the Federal Hazard Elimination Program, Federal Railroad Signal Safety Program, or Access Managements projects, except those that result in added capacity.
5000-00-956	Landscaping	Project consisting of typical right-of-way landscape development, establishment, and aesthetic improvements to include any associated erosion control and environmental mitigation activities.
5800-00-915	Intelligent Transportation System Deployment	Highway traffic operation improvement projects including the installation of ramp metering control devices, variable message signs, traffic monitoring equipment, and projects in the Federal ITS/IVHS programs.
5000-00-916	Bicycle and Pedestrian	Construction or rehabilitation of bicycle and pedestrian lanes, paths and facilities.
5000-00-917	Safety Rest Areas and Truck Weigh Stations	Construction and improvement of rest areas and truck weigh stations.
5000-00-918	Transit Improvements and Programs	Projects include the construction and improvement of small passenger shelters and information kiosks. Also includes the construction and improvement of rail storage/maintenance facilities bus transfer facilities where minor amounts of additional land are required and there is not a substantial increase in the number of users. Also includes transit operating assistance, acquisition of third-party transit services, and transit marketing, and mobility management/coordination. Additionally includes the Purchase of new buses and rail cars to replace existing vehicles or for minor expansions of the fleet [See Note 3].

Note 1: Projects funded with Transportation Alternatives Program (TAP), Transportation Enhancement, and Congestion Mitigation Air Quality funding require a Federal eligibility determination, and are not approved to be grouped.

Note 2: Projects funded as part of the Recreational Trails Program (RTP) consistent with the revised grouped project category definitions may be grouped. RTP projects that are not consistent with the revised grouped project category definitions must be individually noted in the Transportation Improvement Program (TIP) and State Transportation Improvement Program (STIP).

Note 3: In PM10 and PM 2.5 nonattainment or maintenance areas, such projects may be grouped only if they are in compliance with control measures in the applicable implementation plan.

**TRANSPORTATION IMPROVEMENT PROGRAM  
AMARILLO DISTRICT  
AMARILLO MPO**

DISTRICT	COUNTY	CONT-SECT-JOB	HWY	LET DATE	PHASE	CITY	MPO ID	EST COST
AMARILLO	VARIOUS	5000-00-950	VA	FY 17-20	E	VA		CONSTRAINED STATEWIDE
LIMITS FROM:		GROUPED PROJECT				LIMITS TO:		
DESCRIPTION1:		PE-PRELIMINARY ENGINEERING				REV DATE:		
DESCRIPTION2:						LOCAL CONT:		
DESCRIPTION3:								
LAYMAN DESC1:		PE-PRELIMINARY ENGINEERING						
REMARKS:		SEE APPENDIX A FOR CANDIDATE PROJECT LIST						
AMARILLO	VARIOUS	5000-00-951	VA	FY 17-20	R	VA		CONSTRAINED STATEWIDE
LIMITS FROM:		GROUPED PROJECT				LIMITS TO:		
DESCRIPTION1:		RIGHT OF WAY ACQUISITION				REV DATE:		
DESCRIPTION2:						LOCAL CONT:		
DESCRIPTION3:								
LAYMAN DESC1:		RIGHT OF WAY ACQUISITION						
REMARKS:		SEE APPENDIX A FOR INDIVIDUAL PROJECT LIST						
AMARILLO	VARIOUS	5000-00-952	VA	FY 17-20	C	VA		CONSTRAINED STATEWIDE
LIMITS FROM:		GROUPED PROJECT				LIMITS TO:		
DESCRIPTION1:		PREVENTIVE MAINTENANCE AND REHABILITATION				REV DATE:		
DESCRIPTION2:						LOCAL CONT:		
DESCRIPTION3:								
LAYMAN DESC1:		PREVENTIVE MAINTENANCE AND REHABILITATION						
REMARKS:		SEE APPENDIX A FOR INDIVIDUAL PROJECT LIST						
AMARILLO	VARIOUS	5000-00-957	VA	FY 17-20	C	VA		CONSTRAINED STATEWIDE
LIMITS FROM:		GROUPED PROJECT				LIMITS TO:		
DESCRIPTION1:		PREVENTIVE MAINTENANCE AND REHABILITATION				REV DATE:		
DESCRIPTION2:						LOCAL CONT:		
DESCRIPTION3:								
LAYMAN DESC1:		PREVENTIVE MAINTENANCE AND REHABILITATION						
REMARKS:		SEE APPENDIX A FOR INDIVIDUAL PROJECT LIST						
AMARILLO	VARIOUS	5000-00-958	VA	FY 17-20	C	VA		CONSTRAINED STATEWIDE
LIMITS FROM:		GROUPED PROJECT				LIMITS TO:		
DESCRIPTION1:		PREVENTIVE MAINTENANCE AND REHABILITATION				REV DATE:		
DESCRIPTION2:						LOCAL CONT:		
DESCRIPTION3:								
LAYMAN DESC1:		PREVENTIVE MAINTENANCE AND REHABILITATION						
REMARKS:		SEE APPENDIX A FOR INDIVIDUAL PROJECT LIST						

**TRANSPORTATION IMPROVEMENT PROGRAM  
AMARILLO DISTRICT  
AMARILLO MPO**

<b>DISTRICT</b>	<b>COUNTY</b>	<b>CONT-SECT-JOB</b>	<b>HWY</b>	<b>LET DATE</b>	<b>PHASE</b>	<b>CITY</b>	<b>MPO ID</b>	<b>EST COST</b>
AMARILLO	VARIOUS	5000-00-953	VA	FY 17-20	C	VA		CONSTRAINED STATEWIDE
LIMITS FROM:		GROUPED PROJECT						LIMITS TO:
DESCRIPTION1:		BRIDGE REPLACEMENT AND REHABILITATION						
DESCRIPTION2:								REV DATE:
DESCRIPTION3:								LOCAL CONT:
LAYMAN DESC1:		BRIDGE REPLACEMENT AND REHABILITATION						
REMARKS:		SEE APPENDIX A FOR INDIVIDUAL PROJECT LIST						
AMARILLO	VARIOUS	5000-00-954	VA	FY 17-20	C	VA		CONSTRAINED STATEWIDE
LIMITS FROM:		GROUPED PROJECT						LIMITS TO:
DESCRIPTION1:		RAILROAD GRADE SEPARATIONS						
DESCRIPTION2:								REV DATE:
DESCRIPTION3:								LOCAL CONT:
LAYMAN DESC1:		RAILROAD GRADE SEPARATIONS						
REMARKS:		SEE APPENDIX A FOR INDIVIDUAL PROJECT LIST						
AMARILLO	VARIOUS	5000-00-950	VA	FY 17-20	C	VA		CONSTRAINED STATEWIDE
LIMITS FROM:		GROUPED PROJECT						LIMITS TO:
DESCRIPTION1:		SAFETY						
DESCRIPTION2:								REV DATE:
DESCRIPTION3:								LOCAL CONT:
LAYMAN DESC1:		SAFETY						
REMARKS:		SEE APPENDIX A FOR INDIVIDUAL PROJECT LIST						
AMARILLO	VARIOUS	5000-00-956	VA	FY 17-20	C	VA		CONSTRAINED STATEWIDE
LIMITS FROM:		GROUPED PROJECT						LIMITS TO:
DESCRIPTION1:		LANDSCAPING						
DESCRIPTION2:								REV DATE:
DESCRIPTION3:								LOCAL CONT:
LAYMAN DESC1:		LANDSCAPING						
REMARKS:		SEE APPENDIX A FOR INDIVIDUAL PROJECT LIST						



**TRANSPORTATION IMPROVEMENT PROGRAM  
AMARILLO DISTRICT  
AMARILLO MPO**

<b>DISTRICT</b>	<b>COUNTY</b>	<b>CONT-SECT-JOB</b>	<b>HWY</b>	<b>LET DATE</b>	<b>PHASE</b>	<b>CITY</b>	<b>MPO ID</b>	<b>EST COST</b>
AMARILLO	VARIOUS	5000-00-915	VA	FY 17-20	C	VA		CONSTRAINED STATEWIDE
LIMITS FROM:		GROUPED PROJECT						LIMITS TO:
DESCRIPTION1:		INTELLIGENT TRANSPORTATION SYSTEM DEPLOYMENT						
DESCRIPTION2:								REV DATE:
DESCRIPTION3:								LOCAL CONT:
LAYMAN DESC1:		INTELLIGENT TRANSPORTATION SYSTEM DEPLOYMENT						
REMARKS:		SEE APPENDIX A FOR INDIVIDUAL PROJECT LIST						
AMARILLO	VARIOUS	5000-00-916	VA	FY 17-20	C	VA		CONSTRAINED STATEWIDE
LIMITS FROM:		GROUPED PROJECT						LIMITS TO:
DESCRIPTION1:		BICYCLE AND PEDESTRIAN						
DESCRIPTION2:								REV DATE:
DESCRIPTION3:								LOCAL CONT:
LAYMAN DESC1:		BICYCLE AND PEDESTRIAN IMPROVEMENTS						
REMARKS:		SEE APPENDIX A FOR INDIVIDUAL PROJECT LIST						
AMARILLO	VARIOUS	5000-00-917	VA	FY 17-20	C	VA		CONSTRAINED STATEWIDE
LIMITS FROM:		GROUPED PROJECT						LIMITS TO:
DESCRIPTION1:		SAFETY REST AREAS AND TRUCK WEIGH STATIONS						
DESCRIPTION2:								REV DATE:
DESCRIPTION3:								LOCAL CONT:
LAYMAN DESC1:		SAFETY REST AREAS AND TRUCK WEIGH STATIONS						
REMARKS:		SEE APPENDIX A FOR INDIVIDUAL PROJECT LIST						
AMARILLO	VARIOUS	5000-00-918	VA	FY 17-20	C	VA		CONSTRAINED STATEWIDE
LIMITS FROM:		GROUPED PROJECT						LIMITS TO:
DESCRIPTION1:		TRANSIT IMPROVEMENTS AND PROGRAMS						
DESCRIPTION2:								REV DATE:
DESCRIPTION3:								LOCAL CONT:
LAYMAN DESC1:		TRANSIT IMPROVEMENTS AND PROGRAMS						
REMARKS:		SEE APPENDIX A FOR INDIVIDUAL PROJECT LIST						

# **APPENDIX A**

## **INDIVIDUAL LISTING OF GROUPED PROJECTS**

(FOR INFORMATIONAL PURPOSES ONLY)

GROUPED PROJECTS  
AMARILLO METROPOLITAN PLANNING ORGANIZATION  
FY 2021

DISTRICT	COUNTY	CSJ	HWY	PHASE	CITY	PROJECT SPONSOR	YOE COST
4 - AMARILLO	RANDALL	0168-09-165	IH 27	C,E	AMARILLO		\$ 6,398,331
LIMITS FROM WESTERN STREET						REVISION DATE: 05/2017	
LIMITS TO: NORTH OF IH 27/US 60 INTERCHANGE						MPO PROJ NUM: A15500-015	
PROJECT OVERLAY						FUNDING CAT(S): 1	
DESCR:					PROJECT HISTORY:		
REMARKS							
P7:							

TOTAL PROJECT COST INFORMATION			AUTHORIZED FUNDING BY CATEGORY/SHARE						
				FEDERAL	STATE	LOCAL	LC	TOTAL	
PRELIM ENG:	\$ 289,277	COST OF APPROVED PHASES: \$ 6,398,331	1-PRVNT	\$ 5,758,498	\$ 639,833	\$ 0	\$ 0	\$ 6,398,331 *	
ROW PURCHASE:	\$ 0		TOTAL:	\$ 5,758,498	\$ 639,833	\$ 0	\$ 0	\$ 6,398,331	
CONST COST:	\$ 5,903,609								
CONST ENG:	\$ 205,446								
CONTING:	\$ 103,313								
IND COSTS:	\$ 0								
BND FINANCING:	\$ 0								
TOTAL PRJ COST:	\$ 6,687,017								

PHASE: C = CONSTRUCTION, E = ENGINEERING, R = ROW, T = TRANSFER

\* FUNDING NOT FIXED

STATEWIDE TRANSPORTATION IMPROVEMENT PROGRAM  
GROUPED PROJECTS  
AMARILLO METROPOLITAN PLANNING ORGANIZATION  
FY 2021

DISTRICT	COUNTY	CSJ	HWY	PHASE	CITY	PROJECT SPONSOR	YOE COST	
4 - AMARILLO	POTTER	2635-04-035	SL 335	C,E	AMARILLO		\$ 244,592	
LIMITS FROM RANDALL COUNTY LINE						REVISION DATE:		
LIMITS TO: IH 40						MPO PROJ NUM: A15500-017		
PROJECT OVERLAY						FUNDING CAT(S): 1		
DESCR:						PROJECT HISTORY:		
REMARKS								
P7:								
<b>TOTAL PROJECT COST INFORMATION</b>				<b>AUTHORIZED FUNDING BY CATEGORY/SHARE</b>				
PRELIM ENG:	\$ 11,058	<b>COST OF APPROVED PHASES:</b>						
ROW PURCHASE:	\$ 0		FEDERAL	STATE	LOCAL	LC	TOTAL	
CONST COST:	\$ 225,680		1-PRVNT	\$ 195,673	\$ 48,918	\$ 0	\$ 0	\$ 244,592 *
CONST ENG:	\$ 7,854		TOTAL:	\$ 195,673	\$ 48,918	\$ 0	\$ 0	\$ 244,592
CONTING:	\$ 3,949							
IND COSTS:	\$ 0							
BND FINANCING:	\$ 0							
<b>TOTAL PRJ COST:</b>	<b>\$ 255,628</b>							

PHASE: C = CONSTRUCTION, E = ENGINEERING, R = ROW, T = TRANSFER

\* FUNDING NOT FIXED

STATEWIDE TRANSPORTATION IMPROVEMENT PROGRAM  
GROUPED PROJECTS  
AMARILLO METROPOLITAN PLANNING ORGANIZATION  
FY 2021

DISTRICT	COUNTY	CSJ	HWY	PHASE	CITY	PROJECT SPONSOR	YOE COST	
4 - AMARILLO	RANDALL	2635-03-025	SL 335	C,E	AMARILLO		\$ 3,301,989	
LIMITS FROM SW 81ST STREET						REVISION DATE:		
LIMITS TO: POTTER COUNTY LINE						MPO PROJ NUM: A15500-020		
PROJECT OVERLAY						FUNDING CAT(S): 1		
DESCR:					PROJECT HISTORY:			
REMARKS								
P7:								
<b>TOTAL PROJECT COST INFORMATION</b>				<b>AUTHORIZED FUNDING BY CATEGORY/SHARE</b>				
PRELIM ENG:	\$ 149,287	<b>COST OF APPROVED PHASES:</b>		<b>FEDERAL</b>	<b>STATE</b>	<b>LOCAL</b>	<b>LC</b>	<b>TOTAL</b>
ROW PURCHASE:	\$ 0		1-PRVNT	\$ 2,641,591	\$ 660,398	\$ 0	\$ 0	\$ 3,301,989 *
CONST COST:	\$ 3,046,677		TOTAL:	\$ 2,641,591	\$ 660,398	\$ 0	\$ 0	\$ 3,301,989
CONST ENG:	\$ 106,024							
CONTING:	\$ 53,317							
IND COSTS:	\$ 0							
BND FINANCING:	\$ 0							
<b>TOTAL PRJ COST:</b>	<b>\$ 3,450,971</b>							

PHASE: C = CONSTRUCTION, E = ENGINEERING, R = ROW, T = TRANSFER

\* FUNDING NOT FIXED

**STATEWIDE TRANSPORTATION IMPROVEMENT PROGRAM  
GROUPED PROJECTS  
AMARILLO METROPOLITAN PLANNING ORGANIZATION  
FY 2021**

DISTRICT	COUNTY	CSJ	HWY	PHASE	CITY	PROJECT SPONSOR	YOE COST	
4 - AMARILLO	POTTER	0090-06-044	BI 40-D	C,E	AMARILLO		\$ 2,289,133	
LIMITS FROM ON BI 40-D EB						REVISION DATE:		
LIMITS TO: AT BNSF RR						MPO PROJ NUM: A15170-001		
PROJECT REPLACE EXISTING BRIDGE						FUNDING CAT(S): 6		
DESCR:					PROJECT HISTORY:			
REMARKS								
P7:								
<b>TOTAL PROJECT COST INFORMATION</b>				<b>AUTHORIZED FUNDING BY CATEGORY/SHARE</b>				
PRELIM ENG:	\$ 99,838	<b>COST OF APPROVED PHASES:</b>						
ROW PURCHASE:	\$ 0		6-STRUCT RHB:	\$ 1,831,306	\$ 457,827	\$ 0	\$ 0	\$ 2,289,133 *
CONST COST:	\$ 2,037,501		TOTAL:	\$ 1,831,306	\$ 457,827	\$ 0	\$ 0	\$ 2,289,133
CONST ENG:	\$ 151,794							
CONTING:	\$ 0							
IND COSTS:	\$ 0							
BND FINANCING:	\$ 0							
<b>TOTAL PRJ COST:</b>	<b>\$ 2,337,829</b>							

PHASE: C = CONSTRUCTION, E = ENGINEERING, R = ROW, T = TRANSFER

\* FUNDING NOT FIXED

STATEWIDE TRANSPORTATION IMPROVEMENT PROGRAM  
GROUPED PROJECTS  
AMARILLO METROPOLITAN PLANNING ORGANIZATION  
FY 2021

DISTRICT	COUNTY	CSJ	HWY	PHASE	CITY	PROJECT SPONSOR	YOE COST	
4 - AMARILLO	POTTER	0090-06-045	BI 40-D	C,E	AMARILLO		\$ 2,289,133	
LIMITS FROM ON BI 40-D WB						REVISION DATE:		
LIMITS TO: AT BNSF RR						MPO PROJ NUM: A15170-000		
PROJECT REPLACE EXISTING BRIDGE						FUNDING CAT(S): 6		
DESCR:						PROJECT HISTORY:		
REMARKS								
P7:								
<b>TOTAL PROJECT COST INFORMATION</b>				<b>AUTHORIZED FUNDING BY CATEGORY/SHARE</b>				
PRELIM ENG:	\$ 99,838	<b>COST OF APPROVED PHASES:</b>						
ROW PURCHASE:	\$ 0		6-STRUCT RHB:	\$ 1,831,306	\$ 457,827	\$ 0	\$ 0	\$ 2,289,133 *
CONST COST:	\$ 2,037,501		TOTAL:	\$ 1,831,306	\$ 457,827	\$ 0	\$ 0	\$ 2,289,133
CONST ENG:	\$ 151,794							
CONTING:	\$ 0							
IND COSTS:	\$ 0							
BND FINANCING:	\$ 0							
<b>TOTAL PRJ COST:</b>	<b>\$ 2,337,829</b>							

PHASE: C = CONSTRUCTION, E = ENGINEERING, R = ROW, T = TRANSFER

\* FUNDING NOT FIXED

# **FEDERALLY FUNDED TRANSIT PROJECTS**



**FY 2019 TRANSIT PROJECT DESCRIPTIONS**  
**AMARILLO TRANSPORTATION IMPROVEMENT PROGRAM**

Amarillo		YOE = Year of Expenditure	
<b><u>General Project Information</u></b>		<b><u>Funding Information (YOE)</u></b>	
Project Sponsor	Amarillo City Transit	Federal Funding Category	<b>5307</b>
MPO Project Information (reference number, etc)	A0AT01S(19)	Federal (FTA) Funds	\$2,236,908
		State Funds from TxDOT	\$360,000
		Other Funds - Local Match	\$2,236,908
Apportionment Year	2019	Fiscal Year Cost	<b>\$4,833,816</b>
Project Phase			
Brief Project Description	Operating Expenses	Total Project Cost	\$4,833,816
		Trans. Dev. Credits Requested (Date & Amount)	\$0
Sec 5309 ID Number	N.A.	Trans. Dev. Credits Awarded	\$0
Amendment Date & Action			
<b><u>General Project Information</u></b>		<b><u>Funding Information (YOE)</u></b>	
Project Sponsor	Amarillo City Transit	Federal Funding Category	<b>5307</b>
MPO Project Information (reference number, etc)	A0AT06S(19)	Federal (FTA) Funds	\$834,774
		State Funds from TxDOT	
		Other Funds - Local Match	\$208,693
Apportionment Year	2019	Fiscal Year Cost	<b>\$1,043,467</b>
Project Phase			
Brief Project Description	Preventative Maintenance (FTA Circular C9030.1D)	Total Project Cost	\$1,043,467
		Trans. Dev. Credits Requested (Date & Amount)	\$0
Sec 5309 ID Number	N.A.	Trans. Dev. Credits Awarded	\$0
Amendment Date & Action			
<b><u>General Project Information</u></b>		<b><u>Funding Information (YOE)</u></b>	
Project Sponsor	Amarillo City Transit	Federal Funding Category	<b>5307</b>
MPO Project Information (reference number, etc)	A0AT02S(19)	Federal (FTA) Funds	\$330,400
		State Funds from TxDOT	
		Other Funds - Local Match	\$82,600
Apportionment Year	2019	Fiscal Year Cost	<b>\$413,000</b>
Project Phase			
Brief Project Description	Replace Bus Vehicles	Total Project Cost	\$413,000
		Trans. Dev. Credits Requested (Date & Amount)	\$0
Sec 5309 ID Number	N.A.	Trans. Dev. Credits Awarded	\$0
Amendment Date & Action			
<b><u>General Project Information</u></b>		<b><u>Funding Information (YOE)</u></b>	
Project Sponsor	Amarillo City Transit	Federal Funding Category	<b>5307</b>
MPO Project Information (reference number, etc)	A0AT07S(19)	Federal (FTA) Funds	\$288,510
		State Funds from TxDOT	
		Other Funds - Local Match	\$72,128
Apportionment Year	2019	Fiscal Year Cost	<b>\$360,638</b>
Project Phase			
Brief Project Description	ADA	Total Project Cost	\$360,638
		Trans. Dev. Credits Requested (Date & Amount)	\$0
Sec 5309 ID Number	N.A.	Trans. Dev. Credits Awarded	\$0
Amendment Date & Action			

**FY 2020 TRANSIT PROJECT DESCRIPTIONS**  
**AMARILLO TRANSPORTATION IMPROVEMENT PROGRAM**

Amarillo		YOE = Year of Expenditure	
<b>General Project Information</b>		<b>Funding Information (YOE)</b>	
Project Sponsor	Amarillo City Transit	Federal Funding Category	5307
MPO Project Information (reference number, etc)	A0AT01S(20)	Federal (FTA) Funds	\$2,304,015
		State Funds from TxDOT	\$370,800
		Other Funds - Local Match	\$2,304,015
Apportionment Year	2020	Fiscal Year Cost	\$4,978,830
Project Phase			
Brief Project Description	Operating Expenses	Total Project Cost	\$4,978,830
		Trans. Dev. Credits Requested (Date & Amount)	\$0
Sec 5309 ID Number	N.A.	Trans. Dev. Credits Awarded	\$0
Amendment Date & Action			
<b>General Project Information</b>		<b>Funding Information (YOE)</b>	
Project Sponsor	Amarillo City Transit	Federal Funding Category	5307
MPO Project Information (reference number, etc)	A0AT06S(20)	Federal (FTA) Funds	\$859,817
		State Funds from TxDOT	
		Other Funds - Local Match	\$214,954
Apportionment Year	2020	Fiscal Year Cost	\$1,074,771
Project Phase			
Brief Project Description	Preventative Maintenance (FTA Circular C9030.1D)	Total Project Cost	\$1,074,771
		Trans. Dev. Credits Requested (Date & Amount)	\$0
Sec 5309 ID Number	N.A.	Trans. Dev. Credits Awarded	\$0
Amendment Date & Action			
<b>General Project Information</b>		<b>Funding Information (YOE)</b>	
Project Sponsor	Amarillo City Transit	Federal Funding Category	5307
MPO Project Information (reference number, etc)	A0AT02S(20)	Federal (FTA) Funds	\$340,312
		State Funds from TxDOT	
		Other Funds - Local Match	\$85,078
Apportionment Year	2020	Fiscal Year Cost	\$425,390
Project Phase			
Brief Project Description	Replace Bus Vehicles	Total Project Cost	\$425,390
		Trans. Dev. Credits Requested (Date & Amount)	\$0
Sec 5309 ID Number	N.A.	Trans. Dev. Credits Awarded	\$0
Amendment Date & Action			
<b>General Project Information</b>		<b>Funding Information (YOE)</b>	
Project Sponsor	Amarillo City Transit	Federal Funding Category	5307
MPO Project Information (reference number, etc)	A0AT07S(20)	Federal (FTA) Funds	\$297,166
		State Funds from TxDOT	
		Other Funds - Local Match	\$74,292
Apportionment Year	2020	Fiscal Year Cost	\$371,458
Project Phase			
Brief Project Description	ADA	Total Project Cost	\$371,458
		Trans. Dev. Credits Requested (Date & Amount)	\$0
Sec 5309 ID Number	N.A.	Trans. Dev. Credits Awarded	\$0
Amendment Date & Action			

**FY 2021 TRANSIT PROJECT DESCRIPTIONS**  
**AMARILLO TRANSPORTATION IMPROVEMENT PROGRAM**

Amarillo		YOE = Year of Expenditure	
<b><u>General Project Information</u></b>		<b><u>Funding Information (YOE)</u></b>	
Project Sponsor	Amarillo City Transit	Federal Funding Category	<b>5307</b>
MPO Project Information (reference number, etc)	A0AT01S(21)	Federal (FTA) Funds	\$2,373,136
		State Funds from TxDOT	\$381,924
		Other Funds - Local Match	\$2,373,136
Apportionment Year	2021	Fiscal Year Cost	<b>\$5,128,196</b>
Project Phase			
Brief Project Description	Operating Expenses	Total Project Cost	\$5,128,196
		Trans. Dev. Credits Requested (Date & Amount)	\$0
Sec 5309 ID Number	N.A.	Trans. Dev. Credits Awarded	\$0
Amendment Date & Action			
<b><u>General Project Information</u></b>		<b><u>Funding Information (YOE)</u></b>	
Project Sponsor	Amarillo City Transit	Federal Funding Category	<b>5307</b>
MPO Project Information (reference number, etc)	A0AT06S(21)	Federal (FTA) Funds	\$885,612
		State Funds from TxDOT	
		Other Funds - Local Match	\$221,403
Apportionment Year	2021	Fiscal Year Cost	<b>\$1,107,015</b>
Project Phase			
Brief Project Description	Preventative Maintenance (FTA Circular C9030.1D)	Total Project Cost	\$1,107,015
		Trans. Dev. Credits Requested (Date & Amount)	\$0
Sec 5309 ID Number	N.A.	Trans. Dev. Credits Awarded	\$0
Amendment Date & Action			
<b><u>General Project Information</u></b>		<b><u>Funding Information (YOE)</u></b>	
Project Sponsor	Amarillo City Transit	Federal Funding Category	<b>5307</b>
MPO Project Information (reference number, etc)	A0AT04S(21)	Federal (FTA) Funds	\$350,521
		State Funds from TxDOT	
		Other Funds - Local Match	\$87,630
Apportionment Year	2021	Fiscal Year Cost	<b>\$438,151</b>
Project Phase			
Brief Project Description	Replace Bus Vehicles	Total Project Cost	\$438,151
		Trans. Dev. Credits Requested (Date & Amount)	\$0
Sec 5309 ID Number	N.A.	Trans. Dev. Credits Awarded	\$0
Amendment Date & Action			
<b><u>General Project Information</u></b>		<b><u>Funding Information (YOE)</u></b>	
Project Sponsor	Amarillo City Transit	Federal Funding Category	<b>5307</b>
MPO Project Information (reference number, etc)	A0AT07S(21)	Federal (FTA) Funds	\$306,080
		State Funds from TxDOT	
		Other Funds - Local Match	\$76,521
Apportionment Year	2021	Fiscal Year Cost	<b>\$382,601</b>
Project Phase			
Brief Project Description	ADA	Total Project Cost	\$382,601
		Trans. Dev. Credits Requested (Date & Amount)	\$0
Sec 5309 ID Number	N.A.	Trans. Dev. Credits Awarded	\$0
Amendment Date & Action			

**FY 2022 TRANSIT PROJECT DESCRIPTIONS**  
**AMARILLO TRANSPORTATION IMPROVEMENT PROGRAM**

Amarillo		YOE = Year of Expenditure	
<b><u>General Project Information</u></b>		<b><u>Funding Information (YOE)</u></b>	
<b>Project Sponsor</b>	Amarillo City Transit	<b>Federal Funding Category</b>	<b>5307</b>
<b>MPO Project Information (reference number, etc)</b>	A0AT01S(22)	<b>Federal (FTA) Funds</b>	\$2,444,330
		<b>State Funds from TxDOT</b>	\$393,382
		<b>Other Funds - Local Match</b>	\$2,444,330
<b>Apportionment Year</b>	2022	<b>Fiscal Year Cost</b>	<b>\$5,282,042</b>
<b>Project Phase</b>			
<b>Brief Project Description</b>	Operating Expenses	<b>Total Project Cost</b>	\$5,282,042
		<b>Trans. Dev. Credits Requested</b>	\$0
<b>Sec 5309 ID Number</b>	N.A.	<b>(Date &amp; Amount)</b>	
		<b>Trans. Dev. Credits Awarded</b>	\$0
<b>Amendment Date &amp; Action</b>			
<b><u>General Project Information</u></b>		<b><u>Funding Information (YOE)</u></b>	
<b>Project Sponsor</b>	Amarillo City Transit	<b>Federal Funding Category</b>	<b>5307</b>
<b>MPO Project Information (reference number, etc)</b>	A0AT06S(22)	<b>Federal (FTA) Funds</b>	\$912,180
		<b>State Funds from TxDOT</b>	
		<b>Other Funds - Local Match</b>	\$228,045
<b>Apportionment Year</b>	2022	<b>Fiscal Year Cost</b>	<b>\$1,140,225</b>
<b>Project Phase</b>			
<b>Brief Project Description</b>	Preventative Maintenance (FTA Circular C9030.1D)	<b>Total Project Cost</b>	\$1,140,225
		<b>Trans. Dev. Credits Requested</b>	\$0
<b>Sec 5309 ID Number</b>	N.A.	<b>(Date &amp; Amount)</b>	
		<b>Trans. Dev. Credits Awarded</b>	\$0
<b>Amendment Date &amp; Action</b>			
<b><u>General Project Information</u></b>		<b><u>Funding Information (YOE)</u></b>	
<b>Project Sponsor</b>	Amarillo City Transit	<b>Federal Funding Category</b>	<b>5307</b>
<b>MPO Project Information (reference number, etc)</b>	A0AT02S(22)	<b>Federal (FTA) Funds</b>	\$361,037
		<b>State Funds from TxDOT</b>	
		<b>Other Funds - Local Match</b>	\$90,259
<b>Apportionment Year</b>	2022	<b>Fiscal Year Cost</b>	<b>\$451,296</b>
<b>Project Phase</b>			
<b>Brief Project Description</b>	Replace Bus Vehicle	<b>Total Project Cost</b>	\$451,296
		<b>Trans. Dev. Credits Requested</b>	\$0
<b>Sec 5309 ID Number</b>	N.A.	<b>(Date &amp; Amount)</b>	
		<b>Trans. Dev. Credits Awarded</b>	\$0
<b>Amendment Date &amp; Action</b>			
<b><u>General Project Information</u></b>		<b><u>Funding Information (YOE)</u></b>	
<b>Project Sponsor</b>	Amarillo City Transit	<b>Federal Funding Category</b>	<b>5307</b>
<b>MPO Project Information (reference number, etc)</b>	A0AT07S(22)	<b>Federal (FTA) Funds</b>	\$315,263
		<b>State Funds from TxDOT</b>	
		<b>Other Funds - Local Match</b>	\$78,816
<b>Apportionment Year</b>	2022	<b>Fiscal Year Cost</b>	<b>\$394,079</b>
<b>Project Phase</b>			
<b>Brief Project Description</b>	ADA	<b>Total Project Cost</b>	\$394,079
		<b>Trans. Dev. Credits Requested</b>	\$0
<b>Sec 5309 ID Number</b>	N.A.	<b>(Date &amp; Amount)</b>	
		<b>Trans. Dev. Credits Awarded</b>	\$0
<b>Amendment Date &amp; Action</b>			

# **LOCALLY SIGNIFICANT PROJECTS**

**FY 2019 LOCALLY FUNDED PROJECT LISTING  
AMARILLO MPO TRANSPORTATION IMPROVEMENT PROGRAM**

<b>General Project Information</b>		<b>YOE Funding Information</b>	
<b>TxDOT District:</b>	Amarillo	<b>Fiscal Year:</b>	2019
<b>Project Sponsor:</b>	CITY OF AMARILLO	<b>Federal Funding Category:</b>	
<b>MPO Project Number:</b>	AMA-L-RSS(19)	<b>Federal Share:</b>	\$0
<b>Project Contract Date:</b>	May 2019	<b>State - TxDOT:</b>	\$0
<b>Project Phase:</b>	Construction	<b>Local Share:</b>	\$2,100,000
<b>Brief Project Description:</b>	Residential Street Seal Coating	<b>Total Cost of Project:</b>	\$2,100,000
<b>General Project Information</b>		<b>YOE Funding Information</b>	
<b>TxDOT District:</b>	Amarillo	<b>Fiscal Year:</b>	2019
<b>Project Sponsor:</b>	CITY OF AMARILLO	<b>Federal Funding Category:</b>	
<b>MPO Project Number:</b>	AMA-L-AOR(19)	<b>Federal Share:</b>	\$0
<b>Project Contract Date:</b>	July 2019	<b>State - TxDOT:</b>	\$0
<b>Project Phase:</b>	Construction	<b>Local Share:</b>	\$1,883,000
<b>Brief Project Description:</b>	Arterial Overlay Resurfacing	<b>Total Cost of Project:</b>	\$1,883,000
<b>General Project Information</b>		<b>YOE Funding Information</b>	
<b>TxDOT District:</b>	Amarillo	<b>Fiscal Year:</b>	2019
<b>Project Sponsor:</b>	CITY OF AMARILLO	<b>Federal Funding Category:</b>	
<b>MPO Project Number:</b>	AMA-L-NSI(19)	<b>Federal Share:</b>	\$0
<b>Project Contract Date:</b>	March 2019	<b>State - TxDOT:</b>	\$0
<b>Project Phase:</b>	Construction	<b>Local Share:</b>	\$135,000
<b>Brief Project Description:</b>	New Signal Installations	<b>Total Cost of Project:</b>	\$135,000
<b>General Project Information</b>		<b>YOE Funding Information</b>	
<b>TxDOT District:</b>	Amarillo	<b>Fiscal Year:</b>	2019
<b>Project Sponsor:</b>	CITY OF AMARILLO	<b>Federal Funding Category:</b>	
<b>MPO Project Number:</b>	AMA-L-RSI(19)	<b>Federal Share:</b>	\$0
<b>Project Contract Date:</b>	March 2019	<b>State - TxDOT:</b>	\$0
<b>Project Phase:</b>	Construction	<b>Local Share:</b>	\$35,000
<b>Brief Project Description:</b>	Rebuild Signalized Intersections	<b>Total Cost of Project:</b>	\$35,000

**FY 2020 LOCALLY FUNDED PROJECT LISTING  
AMARILLO MPO TRANSPORTATION IMPROVEMENT PROGRAM**

<b>General Project Information</b>		<b>YOE Funding Information</b>	
<b>TxDOT District:</b>	Amarillo	<b>Fiscal Year:</b>	2018
<b>Project Sponsor:</b>	CITY OF AMARILLO	<b>Federal Funding Category:</b>	
<b>MPO Project Number:</b>	AMA-L-RSS(20)	<b>Federal Share:</b>	\$0
<b>Project Contract Date:</b>	May 2020	<b>State - TxDOT:</b>	\$0
<b>Project Phase:</b>	Construction	<b>Local Share:</b>	\$2,100,000
<b>Brief Project Description:</b>	Residential Street Seal Coating	<b>Total Cost of Project:</b>	\$2,100,000
<b>General Project Information</b>		<b>YOE Funding Information</b>	
<b>TxDOT District:</b>	Amarillo	<b>Fiscal Year:</b>	2020
<b>Project Sponsor:</b>	CITY OF AMARILLO	<b>Federal Funding Category:</b>	
<b>MPO Project Number:</b>	AMA-L-AOR(20)	<b>Federal Share:</b>	\$0
<b>Project Contract Date:</b>	July 2020	<b>State - TxDOT:</b>	\$0
<b>Project Phase:</b>	Construction	<b>Local Share:</b>	\$1,883,000
<b>Brief Project Description:</b>	Arterial Overlay Resurfacing	<b>Total Cost of Project:</b>	\$1,883,000
<b>General Project Information</b>		<b>YOE Funding Information</b>	
<b>TxDOT District:</b>	Amarillo	<b>Fiscal Year:</b>	2020
<b>Project Sponsor:</b>	CITY OF AMARILLO	<b>Federal Funding Category:</b>	
<b>MPO Project Number:</b>	AMA-L-NSI(20)	<b>Federal Share:</b>	\$0
<b>Project Contract Date:</b>	March 2020	<b>State - TxDOT:</b>	\$0
<b>Project Phase:</b>	Construction	<b>Local Share:</b>	\$135,000
<b>Brief Project Description:</b>	New Signal Installations	<b>Total Cost of Project:</b>	\$135,000
<b>General Project Information</b>		<b>YOE Funding Information</b>	
<b>TxDOT District:</b>	Amarillo	<b>Fiscal Year:</b>	2020
<b>Project Sponsor:</b>	CITY OF AMARILLO	<b>Federal Funding Category:</b>	
<b>MPO Project Number:</b>	AMA-L-RSI(20)	<b>Federal Share:</b>	\$0
<b>Project Contract Date:</b>	March 2020	<b>State - TxDOT:</b>	\$0
<b>Project Phase:</b>	Construction	<b>Local Share:</b>	\$35,000
<b>Brief Project Description:</b>	Rebuild Signalized Intersections	<b>Total Cost of Project:</b>	\$35,000

**FY 2021 LOCALLY FUNDED PROJECT LISTING  
AMARILLO MPO TRANSPORTATION IMPROVEMENT PROGRAM**

<b>General Project Information</b>		<b>YOE Funding Information</b>	
<b>TxDOT District:</b>	Amarillo	<b>Fiscal Year:</b>	2021
<b>Project Sponsor:</b>	CITY OF AMARILLO	<b>Federal Funding Category:</b>	
<b>MPO Project Number:</b>	AMA-L-RSS(21)	<b>Federal Share:</b>	\$0
<b>Project Contract Date:</b>	May 2021	<b>State - TxDOT:</b>	\$0
<b>Project Phase:</b>	Construction	<b>Local Share:</b>	\$2,100,000
<b>Brief Project Description:</b>	Residential Street Seal Coating	<b>Total Cost of Project:</b>	\$2,100,000

<b>General Project Information</b>		<b>YOE Funding Information</b>	
<b>TxDOT District:</b>	Amarillo	<b>Fiscal Year:</b>	2021
<b>Project Sponsor:</b>	CITY OF AMARILLO	<b>Federal Funding Category:</b>	
<b>MPO Project Number:</b>	AMA-L-AOR(21)	<b>Federal Share:</b>	\$0
<b>Project Contract Date:</b>	July 2021	<b>State - TxDOT:</b>	\$0
<b>Project Phase:</b>	Construction	<b>Local Share:</b>	\$1,883,000
<b>Brief Project Description:</b>	Arterial Overlay Resurfacing	<b>Total Cost of Project:</b>	\$1,883,000

<b>General Project Information</b>		<b>YOE Funding Information</b>	
<b>TxDOT District:</b>	Amarillo	<b>Fiscal Year:</b>	2021
<b>Project Sponsor:</b>	CITY OF AMARILLO	<b>Federal Funding Category:</b>	
<b>MPO Project Number:</b>	AMA-L-NSI(21)	<b>Federal Share:</b>	\$0
<b>Project Contract Date:</b>	March 2021	<b>State - TxDOT:</b>	\$0
<b>Project Phase:</b>	Construction	<b>Local Share:</b>	\$135,000
<b>Brief Project Description:</b>	New Signal Installations	<b>Total Cost of Project:</b>	\$135,000

<b>General Project Information</b>		<b>YOE Funding Information</b>	
<b>TxDOT District:</b>	Amarillo	<b>Fiscal Year:</b>	2021
<b>Project Sponsor:</b>	CITY OF AMARILLO	<b>Federal Funding Category:</b>	
<b>MPO Project Number:</b>	AMA-L-RSI(21)	<b>Federal Share:</b>	\$0
<b>Project Contract Date:</b>	March 2021	<b>State - TxDOT:</b>	\$0
<b>Project Phase:</b>	Construction	<b>Local Share:</b>	\$35,000
<b>Brief Project Description:</b>	Rebuild Signalized Intersections	<b>Total Cost of Project:</b>	\$35,000



**FY 2022 LOCALLY FUNDED PROJECT LISTING  
AMARILLO MPO TRANSPORTATION IMPROVEMENT PROGRAM**


<b>General Project Information</b>		<b>YOE Funding Information</b>	
<b>TxDOT District:</b>	Amarillo	<b>Fiscal Year:</b>	2022
<b>Project Sponsor:</b>	CITY OF AMARILLO	<b>Federal Funding Category:</b>	
<b>MPO Project Number:</b>	AMA-L-RSS(22)	<b>Federal Share:</b>	\$0
<b>Project Contract Date:</b>	May 2022	<b>State - TxDOT:</b>	\$0
<b>Project Phase:</b>	Construction	<b>Local Share:</b>	\$2,100,000
<b>Brief Project Description:</b>	Residential Street Seal Coating	<b>Total Cost of Project:</b>	\$2,100,000
<b>General Project Information</b>		<b>YOE Funding Information</b>	
<b>TxDOT District:</b>	Amarillo	<b>Fiscal Year:</b>	2022
<b>Project Sponsor:</b>	CITY OF AMARILLO	<b>Federal Funding Category:</b>	
<b>MPO Project Number:</b>	AMA-L-AOR(22)	<b>Federal Share:</b>	\$0
<b>Project Contract Date:</b>	July 2022	<b>State - TxDOT:</b>	\$0
<b>Project Phase:</b>	Construction	<b>Local Share:</b>	\$1,883,000
<b>Brief Project Description:</b>	Arterial Overlay Resurfacing	<b>Total Cost of Project:</b>	\$1,883,000
<b>General Project Information</b>		<b>YOE Funding Information</b>	
<b>TxDOT District:</b>	Amarillo	<b>Fiscal Year:</b>	2022
<b>Project Sponsor:</b>	CITY OF AMARILLO	<b>Federal Funding Category:</b>	
<b>MPO Project Number:</b>	AMA-L-NSI(22)	<b>Federal Share:</b>	\$0
<b>Project Contract Date:</b>	March 2022	<b>State - TxDOT:</b>	\$0
<b>Project Phase:</b>	Construction	<b>Local Share:</b>	\$135,000
<b>Brief Project Description:</b>	New Signal Installations	<b>Total Cost of Project:</b>	\$135,000
<b>General Project Information</b>		<b>YOE Funding Information</b>	
<b>TxDOT District:</b>	Amarillo	<b>Fiscal Year:</b>	2022
<b>Project Sponsor:</b>	CITY OF AMARILLO	<b>Federal Funding Category:</b>	
<b>MPO Project Number:</b>	AMA-L-RSI(22)	<b>Federal Share:</b>	\$0
<b>Project Contract Date:</b>	March 2022	<b>State - TxDOT:</b>	\$0
<b>Project Phase:</b>	Construction	<b>Local Share:</b>	\$35,000
<b>Brief Project Description:</b>	Rebuild Signalized Intersections	<b>Total Cost of Project:</b>	\$35,000

# **ANNUAL SELF-CERTIFICATION**

## MPO SELF-CERTIFICATION – ATTAINMENT AREA

In accordance with 23 Code of Federal Regulations (CFR) part 450.334, the Texas Department of Transportation and the Amarillo Metropolitan Planning Organization for the Amarillo urbanized area(s) hereby certify that the metropolitan transportation planning process is being carried out in accordance with all applicable requirements including:

- 1) 23 United States Code (U.S.C) 134, 49 U.S.C 503, and 23 CFR 450 subpart C – Metropolitan Transportation Planning and Programming;
- 2) In nonattainment and maintenance areas, sections 174 and 176 (c) and (d) of the Clean Air Act, as amended (42 U.S.C. 7504, 7506 (c) and (d)) and 40 CFR part 93;
- 3) Title VI of the Civil Rights Act of 1964, as amended (42 U.S.C. 2000d-1) and 49 CFR part 21;
- 4) 49 U.S.C. 5332, prohibiting discrimination on the basis of race, color, creed, national origin, sex, or age in employment or business opportunity;
- 5) Section 1101(b) of the Safe, Accountable, Flexible, Efficient Transportation Equity Act: A Legacy for Users (SAFETEA-LU (Public Law 109-59)) and 49 CFR part 26 regarding the involvement of disadvantaged business enterprises in USDOT funded projects;
- 6) 23 CFR part 230, regarding the implementation of an equal employment opportunity program on Federal and Federal-aid highway construction contracts;
- 7) The provisions of the Americans with Disabilities Act of 1990 (42 U.S.C. 12101 et seq.) and 49 CFR parts 27, 37, and 38;
- 8) The Older Americans Act, as amended (42 U.S.C. 6101), prohibiting discrimination on the basis of age in programs or activities receiving Federal financial assistance;
- 9) Section 324 of title 23 U.S.C. regarding the prohibition of discrimination based on gender; and
- 10) Section 504 of the Rehabilitation Act of 1973 (29 U.S.C. 794) and 49 CFR part 27 regarding discrimination against individuals with disabilities.

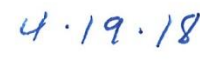
  
\_\_\_\_\_  
Amarillo District  
Texas Department of Transportation

Brian Crawford  
District Engineer

  
\_\_\_\_\_  
Date

  
\_\_\_\_\_  
Amarillo Metropolitan Planning Organization  
Policy Board Chairperson

Ginger Nelson  
Chairperson

  
\_\_\_\_\_  
Date

# **FINANCIAL PLAN**



AMARILLO MPO / AMARILLO-4  
FY 2019 - 2022 Transportation Improvement Program

Funding by Category

Category	Description	FY 2019		FY 2020		FY 2021		FY 2022		Total FY 2019 - 2022	
		Programmed	Authorized	Programmed	Authorized	Programmed	Authorized	Programmed	Authorized	Programmed	Authorized
1	Preventive Maintenance and Rehabilitation	\$6,775,260	\$6,775,260	\$8,516,895	\$8,516,895	\$6,092,089	\$6,092,089	\$0	\$0	\$21,384,244	\$21,384,244
2M or 2U	Urban Area (Non-TMA) Corridor Projects	\$16,740,000	\$16,740,000	\$18,400,000	\$18,400,000	\$19,100,000	\$19,100,000	\$0	\$0	\$54,240,000	\$54,240,000
3	Non-Traditionally Funded Transportation Project	\$0	\$0	\$0	\$0	\$0	\$0	\$0	\$0	\$0	\$0
4	Statewide Connectivity Corridor Projects	\$0	\$0	\$14,000,000	\$14,000,000	\$0	\$0	\$0	\$0	\$14,000,000	\$14,000,000
5	CMAQ	\$0	\$0	\$0	\$0	\$0	\$0	\$0	\$0	\$0	\$0
5 Flex	Map21 Flex	\$0	\$0	\$0	\$0	\$0	\$0	\$0	\$0	\$0	\$0
6	Structures	\$0	\$0	\$0	\$0	\$0	\$0	\$0	\$0	\$0	\$0
7	Metro Mobility & Rehab	\$0	\$0	\$0	\$0	\$0	\$0	\$0	\$0	\$0	\$0
8	Safety	\$0	\$0	\$0	\$0	\$0	\$0	\$0	\$0	\$0	\$0
9	Enhancements	\$0	\$0	\$0	\$0	\$0	\$0	\$0	\$0	\$0	\$0
9 Flex	TAP	\$0	\$0	\$0	\$0	\$0	\$0	\$0	\$0	\$0	\$0
10	Supplemental Transportation	\$0	\$0	\$0	\$0	\$0	\$0	\$0	\$0	\$0	\$0
10 CBI	Corridor Border	\$0	\$0	\$0	\$0	\$0	\$0	\$0	\$0	\$0	\$0
11	District Discretionary	\$0	\$0	\$0	\$0	\$0	\$0	\$0	\$0	\$0	\$0
12	Strategic Priority	\$31,000,000	\$31,000,000	\$13,000,000	\$13,000,000	\$7,000,000	\$7,000,000	\$0	\$0	\$51,000,000	\$51,000,000
12C	Strategic Priority RECON	\$0	\$0	\$0	\$0	\$0	\$0	\$0	\$0	\$0	\$0
12S	Strategic Priority RECON	\$0	\$0	\$0	\$0	\$0	\$0	\$0	\$0	\$0	\$0
SBPE	Strategy Budget PE	\$0	\$0	\$0	\$0	\$0	\$0	\$0	\$0	\$0	\$0
SB 102	Strategy 102	\$0	\$0	\$0	\$0	\$0	\$0	\$0	\$0	\$0	\$0
<b>Total</b>		<b>\$54,515,260</b>	<b>\$54,515,260</b>	<b>\$53,916,895</b>	<b>\$53,916,895</b>	<b>\$32,192,089</b>	<b>\$32,192,089</b>	<b>\$0</b>	<b>\$0</b>	<b>\$140,624,244</b>	<b>\$140,624,244</b>

Funding Participation Source

Source	FY 2019	FY 2020	FY 2021	FY 2022	Total
Federal	\$43,612,208	\$45,453,516	\$25,753,671	\$0	\$114,819,395
State	\$10,903,052	\$8,463,379	\$6,438,418	\$0	\$25,804,849
Local Match	\$0	\$0	\$0	\$0	\$0
Other - Section 5306	\$0	\$0	\$0	\$0	\$0
Other - Strategy PE Budget	\$0	\$0	\$0	\$0	\$0
Other - Strategy 102 Budget	\$0	\$0	\$0	\$0	\$0
<b>Total</b>	<b>\$54,515,260</b>	<b>\$53,916,895</b>	<b>\$32,192,089</b>	<b>\$0</b>	<b>\$140,624,244</b>





AMARILLO MPO / AMARILLO-4  
FY 2019 - 2022 Transportation Improvement Program

Funding by Category

Category	Description	FY 2019		FY 2020		FY 2021		FY 2022		Total FY 2019 - 2022	
		Programmed	Authorized	Programmed	Authorized	Programmed	Authorized	Programmed	Authorized	Programmed	Authorized
1	Preventive Maintenance and Rehabilitation	\$0	\$0	\$0	\$0	\$9,944,912	\$9,944,912	\$0	\$0	\$9,944,912	\$9,944,912
2M or 2U	Urban Area (Non-TMA) Corridor Projects	\$0	\$0	\$0	\$0	\$0	\$0	\$0	\$0	\$0	\$0
3	Non-Traditionally Funded Transportation Project	\$0	\$0	\$0	\$0	\$0	\$0	\$0	\$0	\$0	\$0
4	Statewide Connectivity Corridor Projects	\$0	\$0	\$0	\$0	\$0	\$0	\$0	\$0	\$0	\$0
5	CMAQ	\$0	\$0	\$0	\$0	\$0	\$0	\$0	\$0	\$0	\$0
5 Flex	Map21 Flex	\$0	\$0	\$0	\$0	\$0	\$0	\$0	\$0	\$0	\$0
6	Structures	\$0	\$0	\$0	\$0	\$4,578,266	\$4,578,266	\$0	\$0	\$4,578,266	\$4,578,266
7	Metro Mobility & Rehab	\$0	\$0	\$0	\$0	\$0	\$0	\$0	\$0	\$0	\$0
8	Safety	\$0	\$0	\$0	\$0	\$0	\$0	\$0	\$0	\$0	\$0
9	Enhancements	\$0	\$0	\$0	\$0	\$0	\$0	\$0	\$0	\$0	\$0
9 Flex	TAP	\$0	\$0	\$0	\$0	\$0	\$0	\$0	\$0	\$0	\$0
10	Supplemental Transportation	\$0	\$0	\$0	\$0	\$0	\$0	\$0	\$0	\$0	\$0
10 CBI	Corridor Border	\$0	\$0	\$0	\$0	\$0	\$0	\$0	\$0	\$0	\$0
11	District Discretionary	\$0	\$0	\$0	\$0	\$0	\$0	\$0	\$0	\$0	\$0
12	Strategic Priority	\$0	\$0	\$0	\$0	\$0	\$0	\$0	\$0	\$0	\$0
12C	Strategic Priority RECON	\$0	\$0	\$0	\$0	\$0	\$0	\$0	\$0	\$0	\$0
12S	Strategic Priority RECON	\$0	\$0	\$0	\$0	\$0	\$0	\$0	\$0	\$0	\$0
SBPE	Strategy Budget PE	\$0	\$0	\$0	\$0	\$0	\$0	\$0	\$0	\$0	\$0
SB 102	Strategy 102	\$0	\$0	\$0	\$0	\$0	\$0	\$0	\$0	\$0	\$0
<b>Total</b>		<b>\$0</b>	<b>\$0</b>	<b>\$0</b>	<b>\$0</b>	<b>\$14,523,178</b>	<b>\$14,523,178</b>	<b>\$0</b>	<b>\$0</b>	<b>\$14,523,178</b>	<b>\$14,523,178</b>

Funding Participation Source

Source	FY 2019	FY 2020	FY 2021	FY 2022	Total
Federal	\$0	\$0	\$12,258,374	\$0	\$12,258,374
State	\$0	\$0	\$2,264,803	\$0	\$2,264,803
Local Match	\$0	\$0	\$0	\$0	\$0
Other - Section 5306	\$0	\$0	\$0	\$0	\$0
Other - Strategy PE Budget	\$0	\$0	\$0	\$0	\$0
Other - Strategy 102 Budget	\$0	\$0	\$0	\$0	\$0
<b>Total</b>	<b>\$0</b>	<b>\$0</b>	<b>\$14,523,177</b>	<b>\$0</b>	<b>\$14,523,177</b>





AMARILLO MPO - 4

FY 2019 - 2022 Transportation Improvement Program

All Figures in Year of Expenditure (YOE) Dollars

Transit Program		FY 2019			FY 2020			FY 2021		
		Federal	Match	Total	Federal	Match	Total	Federal	Match	Total
1	Sec. 5307 - Urbanized Formula >200K			\$0			\$0			\$0
2	Sec. 5307 - Urbanized Formula <200K	\$3,690,592	\$2,960,329	\$6,650,921	\$3,801,310	\$3,049,139	\$6,850,449	\$3,915,349	\$3,140,614	\$7,055,963
3	Sec. 5309 - Fixed Guideway Investment			\$0			\$0			\$0
4	Sec. 5337 - State of Good Repair			\$0			\$0			\$0
5	Sec. 5339 - Bus & Bus Facilities >200k			\$0			\$0			\$0
6	Sec. 5310-Seniors&People w/Disabilities >200k			\$0			\$0			\$0
7	Sec. 5316 - JARC >200K			\$0			\$0			\$0
8	Sec. 5317 - New Freedom >200K			\$0			\$0			\$0
9	Other FTA			\$0			\$0			\$0
10	Regionally Significant or Other (incl FHWA transfers)			\$0			\$0			\$0
<b>Total Funds</b>		<b>\$3,690,592</b>	<b>\$2,960,329</b>	<b>\$6,650,921</b>	<b>\$3,801,310</b>	<b>\$3,049,139</b>	<b>\$6,850,449</b>	<b>\$3,915,349</b>	<b>\$3,140,614</b>	<b>\$7,055,963</b>
Transportation Development Credits										
	Requested			\$0			\$0			\$0
	Awarded			\$0			\$0			\$0

All Figures in Year of Expenditure (YOE) Dollars

Transit Programs		FY 2022			Total		
		Federal	Match	Total	Federal	Match	Total
1	Sec. 5307 - Urbanized Formula >200K			\$0	\$0	\$0	\$0
2	Sec. 5307 - Urbanized Formula <200K	\$4,032,810	\$3,234,832	\$7,267,642	\$15,440,061	\$12,384,914	\$27,824,975
3	Sec. 5309 - Fixed Guideway Investment			\$0	\$0	\$0	\$0
4	Sec. 5337 - State of Good Repair			\$0	\$0	\$0	\$0
5	Sec. 5339 - Bus & Bus Facilities >200k			\$0	\$0	\$0	\$0
6	Sec. 5310-Seniors&People w/Disabilities >200k			\$0	\$0	\$0	\$0
7	Sec. 5316 - JARC >200K			\$0	\$0	\$0	\$0
8	Sec. 5317 - New Freedom >200K			\$0	\$0	\$0	\$0
9	Other FTA			\$0	\$0	\$0	\$0
10	Regionally Significant or Other (incl FHWA transfers)			\$0	\$0	\$0	\$0
<b>Total Funds</b>		<b>\$4,032,810</b>	<b>\$3,234,832</b>	<b>\$7,267,642</b>	<b>\$15,440,061</b>	<b>\$12,384,914</b>	<b>\$27,824,975</b>
Transportation Development Credits							
	Requested			\$0			\$0
	Awarded			\$0			\$0

# Locally Funded Financial Summary

## Amarillo MPO FY 2019-2022 TIP

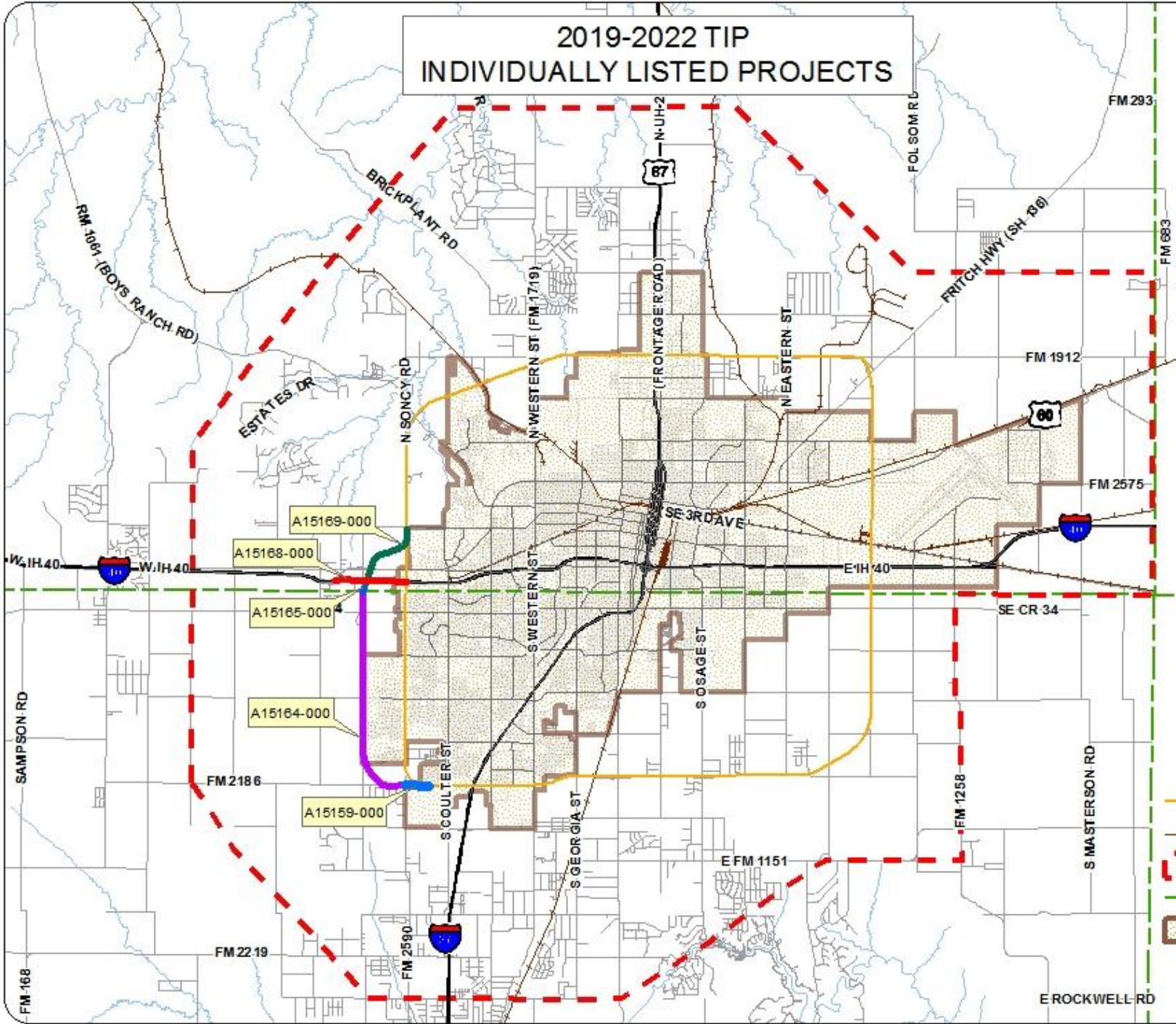
All Figures in Year of Expenditure (YOE) Dollars

	Locally Funded Project Description	FY 2019		FY 2020		FY 2021		FY 2022		Totals	
		Allocation	Programmed	Allocation	Programmed	Allocation	Programmed	Allocation	Programmed	Allocation	Programmed
<b>1</b>	<b>RESIDENTIAL STREET SEALCOATING</b>	\$0	\$2,100,000	\$0	\$2,100,000	\$0	\$2,100,000	\$0	\$2,100,000	\$0	\$8,400,000
<b>2</b>	<b>ARTERIAL OVERLAY RESURFACING</b>	\$0	\$1,883,000	\$0	\$1,883,000	\$0	\$1,883,000	\$0	\$1,883,000	\$0	\$7,532,000
<b>3</b>	<b>NEW SIGNAL INSTALLATIONS</b>	\$0	\$135,000	\$0	\$135,000	\$0	\$135,000	\$0	\$135,000	\$0	\$540,000
<b>4</b>	<b>REBUILD SIGNALIZED INTERSECTIONS</b>	\$0	\$35,000	\$0	\$35,000	\$0	\$35,000	\$0	\$35,000	\$0	\$140,000
<b>Total Funds</b>		<b>\$0</b>	<b>\$4,153,000</b>	<b>\$0</b>	<b>\$4,153,000</b>	<b>\$0</b>	<b>\$4,153,000</b>	<b>\$0</b>	<b>\$4,153,000</b>	<b>\$0</b>	<b>\$16,612,000</b>



# MAPS

# 2019-2022 TIP INDIVIDUALLY LISTED PROJECTS

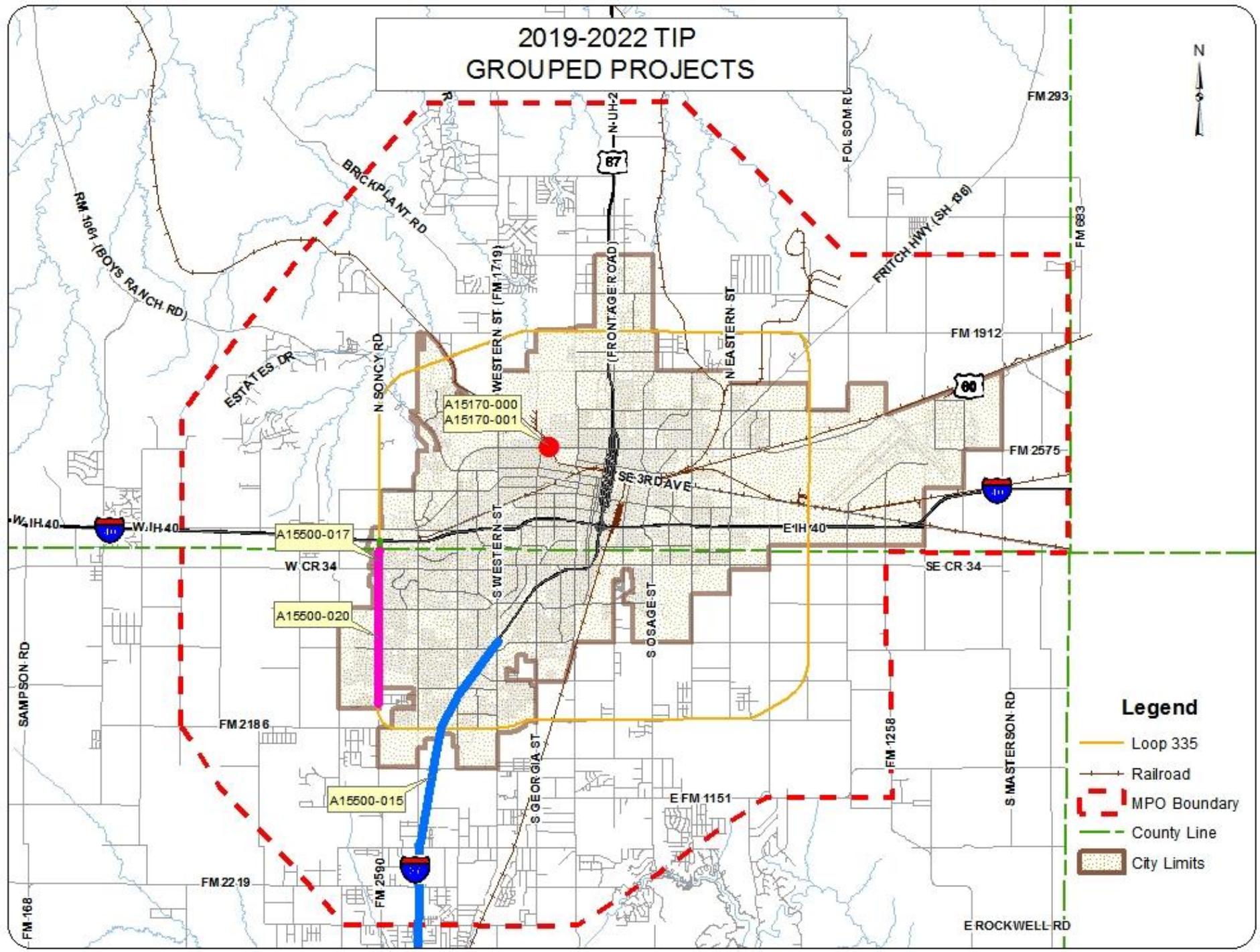


## Legend

-  Loop 335
-  Railroad
-  MPO Boundary
-  County Line
-  City Limits



# 2019-2022 TIP GROUPED PROJECTS



## Legend

- Loop 335
- Railroad
- MPO Boundary
- County Line
- City Limits

# **APPENDIX**

## **SUPPLEMENTAL FAST ACT COMPLIANCE DOCUMENTATION FOR METROPOLITAN & STATEWIDE TRANSPORTATION PLANNING PROCESS**

1. Update Public Participation Plan (PPP) to include: a) public ports; b) private providers of transportation (including intercity bus operators, employer-based commuting programs, such as carpool program, vanpool program, transit benefits program, parking cash-out program, shuttle program, or telework program). (Ref: 23 CFR 450.316(a))

a) Amarillo's only port is Rick Husband Amarillo International Airport. This is a City department and interacts with the MPO through the regular city channels.

b) The Amarillo MPO has a mailing list that is continuously updated for meeting notices, newsletters, and various other mailings. Greyhound Bus Line and TNM&O Coaches are among those that receive our regular mailings. Also included on our mailing list are Jan Warner, a private transit provider for the elderly and disabled, and Panhandle Transit, who provides rural transit services. The Amarillo MPO also serves on a regional transit advisory group, Panhandle Regional Organization to Maximize Public Transportation (PROMPT). The Amarillo area does not currently have a parking cash-out program or transit benefits program. The most recent update to the Public Participation Plan was on October 19, 2017. Here is the link to our Public Participation Plan. <http://amarillo.gov/departments/planning-and-development-services/planning/metropolitan-planning-organization/plans-programs>

2. Demonstrate consultation with agencies involved in: a) tourism; b) natural disaster risk reduction. (Ref: 23 CFR 450.316(b))

a) The Amarillo MPO has a citizen representative from the Chamber of Commerce on our Policy Committee. The Chamber of Commerce is where the Amarillo Convention & Visitors Council is housed. The MPO is working on putting together a calendar of events for our webpage. The MPO will add links on our webpage to upcoming regional tourist activities.

b) The Amarillo MPO webpage has links to the City of Amarillo webpage where FEMA maps can be found. Amarillo MPO is also involved with the Amarillo Office of Emergency Management (OEM). The MPO has a planner in times of emergency in the Emergency Operation Center planning room. The Amarillo MPO also coordinates with the Panhandle Regional Planning Organization (PRPO), which in turn coordinates with the panhandle counties when facilities are closed down due to weather events. We have this strategy in place so travelers are not stranded in small towns but are kept in the metropolitan area, which is better equipped to handle larger amounts of people.

3. MPO(s), State(s), and the providers of public transportation shall jointly agree upon and develop specific written provisions for cooperatively developing and sharing information related to: a) transportation performance data; b) the selection of performance targets; c) the reporting of performance targets; d) the reporting of performance to be used in tracking progress toward attainment of critical outcomes for the region of the MPO & the collection of data for the State asset management plan for the NHS. (Ref: 23 CFR 450.314(h))



The Amarillo MPO has a Memorandum of Understanding (MOU) with TxDOT and Amarillo City Transit with regard to Performance Measures. Copies of the MOUs can be found in Appendix A of this supplement

**4. Incorporate two new planning factors: a) Improve the resiliency and reliability of the transportation system and reduce or mitigate storm-water impacts of surface transportation; b) Enhance travel and tourism. (Ref: 23 CFR 450.206(a)(9&10) and 306(b)(9&10))**

a) The Amarillo MPO has GIS mapping capabilities. This helps identify flood plains and playa lakes in the vicinity of future projects. TxDOT handles the storm-water runoff on the on-system roads. All projects are compliant with TxDOT design manual or the local public agency design guides.

b) The Amarillo MPO will add links to our website to include upcoming tourist events and also other relevant maps. We will reach out to Colleges and Universities for events they may be conducting to add in the movement of traffic. The MPO is also working with Amarillo City Transit on having links to their website as they roll out changes to their fixed route service.

**5. Include consideration of intercity buses (in both MTPs and Statewide Long-Range Transportation Plans). (Ref: 23 CFR 450.216(b) and 324(f)(2))**

Greyhound Bus line receives our regular MPO mailings. Greyhound has attended policy board meetings in the past and is invited to all regular meetings. Amarillo MPO also reaches out to Panhandle Transit, which is the rural transit provider in the area. Amarillo is the hub for various services for the panhandle region, and Greyhound and Panhandle Transit provide a valuable conduit for moving people and products in this area.

**6. MTP includes an assessment of capital investment and other strategies to preserve the existing and future transportation system and reduce the vulnerability of the existing transportation infrastructure to natural disasters. (Ref: 23 CFR 450.324(f)(7))**

The Metropolitan Transportation Plan (MTP) includes a section on existing facilities. In this section it talks about operation and maintenance. The MPO maintains a geo-database of the network and the maintenance performed on the network. This includes seal-coating local streets and overlaying arterials, reconstruction and new construction for the network. This database includes work done by City of Amarillo, TxDOT, Potter County and Randall County that is within the MPO planning boundary. In the existing facilities section of the MTP, the MPO has identified strategies to help maintain the current and future network. The MPO also wants to include Greyhound Bus lines in the conversations. Currently there is a grant request in process for a joint City of Amarillo and Greyhound transfer station that has been submitted for consideration. If this is approved the MPO will work to get it incorporated into the Transportation Improvement Program (TIP).

**7. MTP includes a description of the (Federally required) performance measures and performance targets used in assessing the performance of the transportation system. (Ref: 23 CFR 450.324(f)(3))**

The Safety and Transit Asset Management (TAM) performance targets will be used to evaluate how the systems are performing. The safety targets will be used to help select projects to help reduce accidents and make the network function in a safer manner. The TAMs targets will be used to keep the fleet in better running condition and make that system more reliable. As PM2

and PM3 targets are developed and adopted, they will keep the network in a better and safer overall condition. The PM3 targets will also help the system to move freight more efficiently and help with air quality.

8. MTP includes a system evaluation report evaluating the condition and performance of the transportation system with respect to the (Federally required) performance targets including progress achieved by the MPO toward the performance targets. (Ref: 23 CFR 450.324(f)(4))

Fast Act requires that the MTP include a system evaluation report. As the MPO sets targets, we will have a baseline from which to evaluate the future performance. By indentifying the targets, the MTP can start addressing these individual factors and bring about change to the system. This evaluation report can serve as both documentation and a reference for future evaluation reports.

9. STIP/TIPs include (to the maximum extent practicable) a description of the anticipated effect of the STIP and TIP toward achieving the performance targets identified by the State in the long-range statewide transportation plan and by MPO in the MTP. (Ref: 23 CFR 450.218(q) and 326(d))

The projects in the TIP include the relocation of a segment of West Loop 335 to a new corridor. One of the project's impacts is a shifting of the freight traffic from an arterial section to a controlled access facility, although in the initial stages, this will operate more like a divided four lane highway. Another impact, once fully built-out, is the elimination of through traffic within the at-grade intersections. This should reduce congestion at the intersections. These projects also provide bicycle and pedestrian facilities. While the pedestrian facilities are a separate facility, the bicycles share a lane with the automobiles.

10. STIP/TIPs include a linkage from the investment priorities in the TIP/STIP to achievement of performance targets in the plans. (Ref: 23 CFR 450.218(q) and 326(d))

The project selection process has improved by the addition of performance targets. By identifying specific targets to incorporate into the selection process the overall system will better align with the system goals. Having these targets identified at the beginning yields a greater positive impact on the whole process.

11. Statewide plan shall include a description of the performance measures & targets and a systems performance report assessing the performance of the transportation system. (Ref: 23 CFR 450.216(f)(1&2))

These are for statewide measures and targets.

12. Statewide plan and STIP updates should apply asset management principles consistent with the State Asset Management Plan for the NHS and the Transit Asset Management Plan and the Public Transportation Safety Plan in the statewide planning process. (Ref: 23 CFR 450.208(e))

N/A (State DOT)

This is for statewide plans.

# REVISIONS



