



**Public Health**  
Prevent. Promote. Protect.  
**Amarillo**

## City of Amarillo Bi-City/County Health District Flu Surveillance 2018-2019

Flu Season

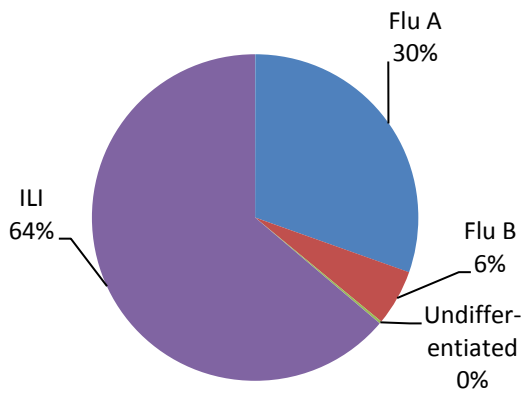
2018-2019

Week Ending	3/30	4/6	4/13	4/20	4/27	5/4	Season Total
MMWR Week	13	14	15	16	17	18	
Flu A	15	7	7	1	1	2	5326
Flu B	12	11	8	12	7	2	967
ILI*	190	148	137	107	87	54	11165
Undifferentiated**	0	0	0	0	0	0	42
<b>Weekly Totals</b>	217	166	152	120	95	58	

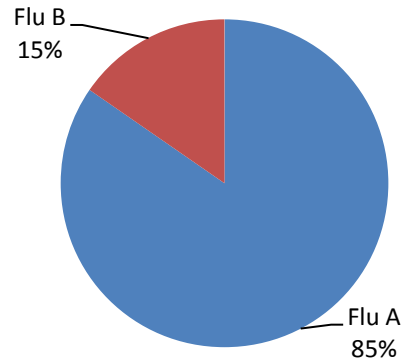
\*Influenza Like Illness (ILI) is defined as a patient with fever  $\geq 100^{\circ}$  F, cough and/or sore throat who is either not tested for flu or is negative on result.

\*\*Testing did not differentiate Flu A or Flu B.

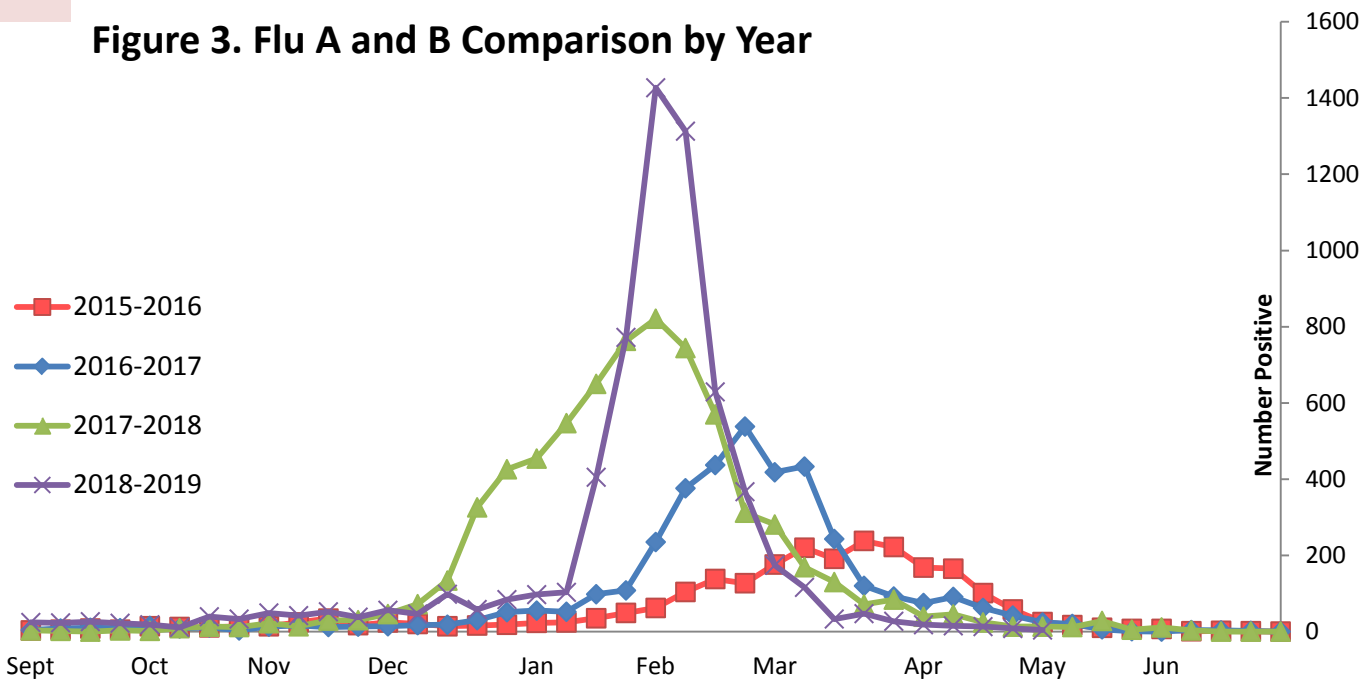
**Fig. 1 YTD Flu Testing By Percent**



**Fig. 2 YTD Flu A & B Comparison**

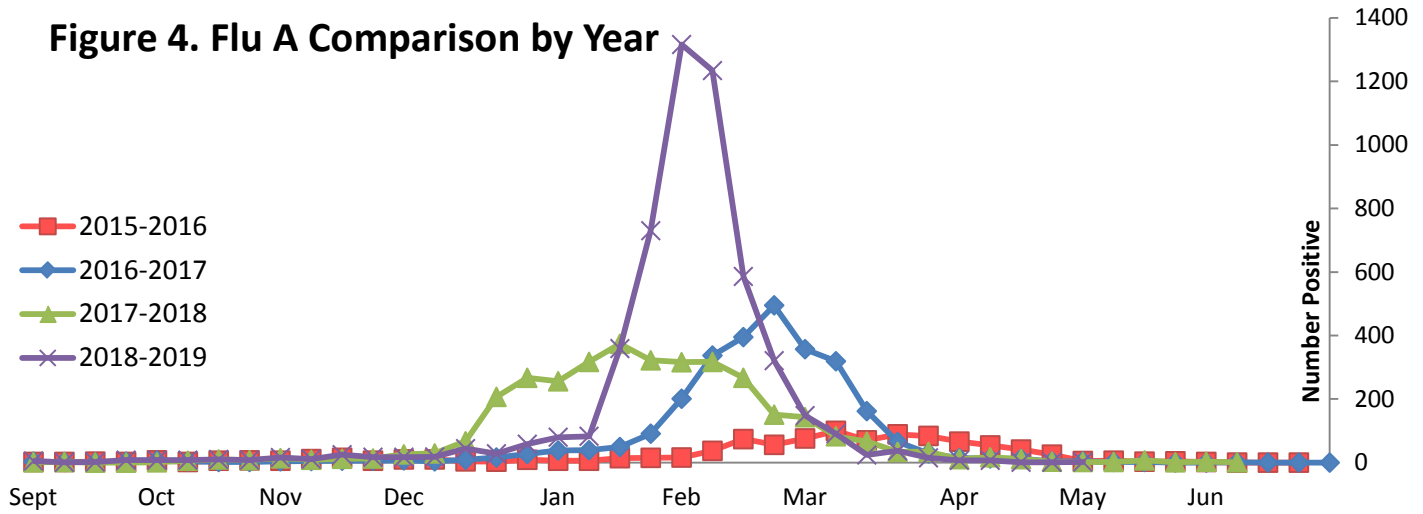


**Figure 3. Flu A and B Comparison by Year**

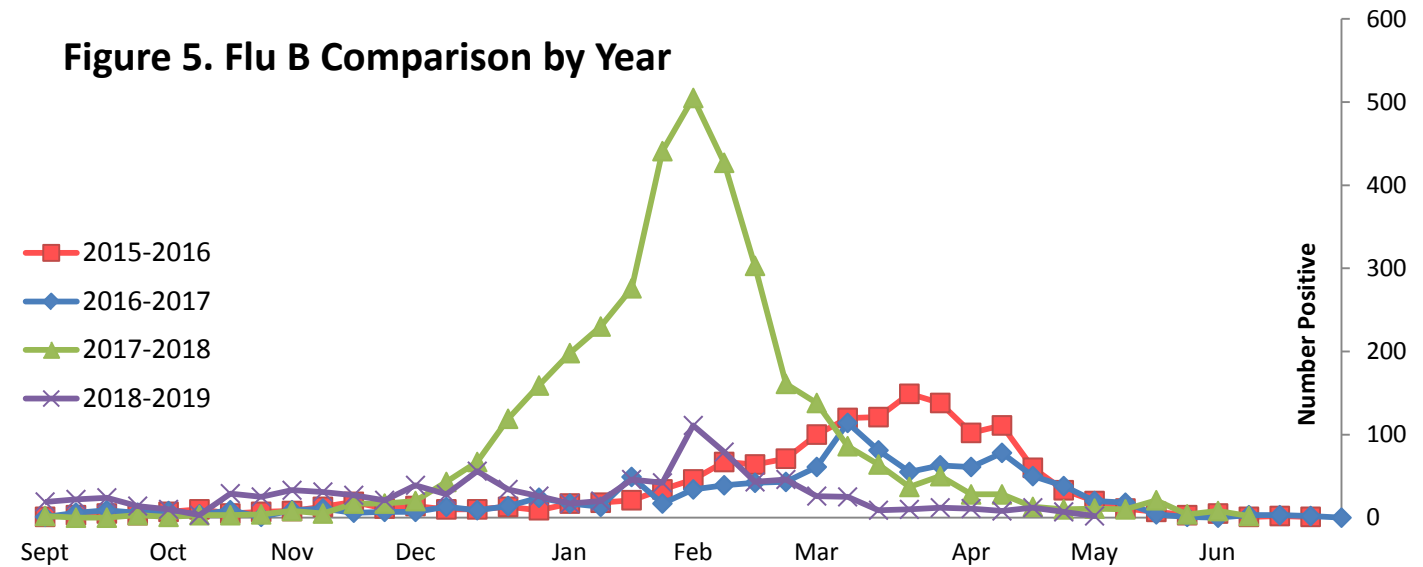


# Historical Trends

**Figure 4. Flu A Comparison by Year**



**Figure 5. Flu B Comparison by Year**



**Figure 6. ILI Comparison by Year**

