



**Public Health**  
Prevent. Promote. Protect.  
**Amarillo**

## City of Amarillo Bi-City/County Health District Flu Surveillance 2018-2019

Flu Season

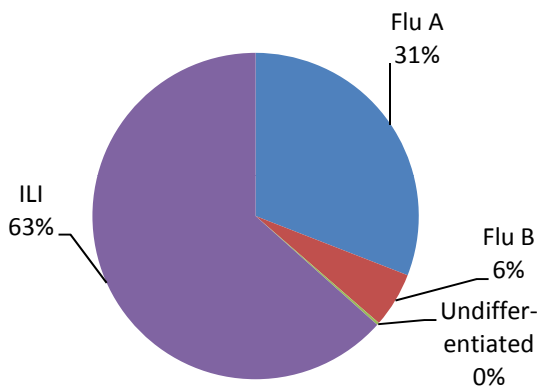
2018-2019

Week Ending	3/9	3/16	3/23	3/30	4/6	4/13	Season Total
MMWR Week	10	11	12	13	14	15	Total
Flu A	91	24	37	15	7	7	5322
Flu B	25	9	10	12	11	8	946
ILI*	357	220	239	190	148	137	10917
Undifferentiated**	1	0	1	0	0	0	42
<b>Weekly Totals</b>	474	253	287	217	166	152	

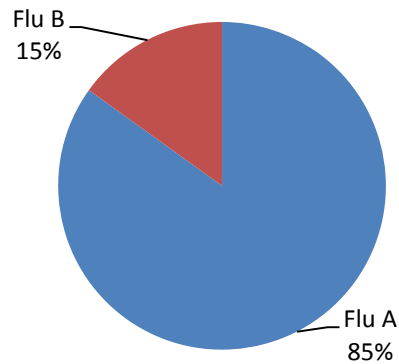
\*Influenza Like Illness (ILI) is defined as a patient with fever  $\geq 100^{\circ}$  F, cough and/or sore throat who is either not tested for flu or is negative on result.

\*\*Testing did not differentiate Flu A or Flu B.

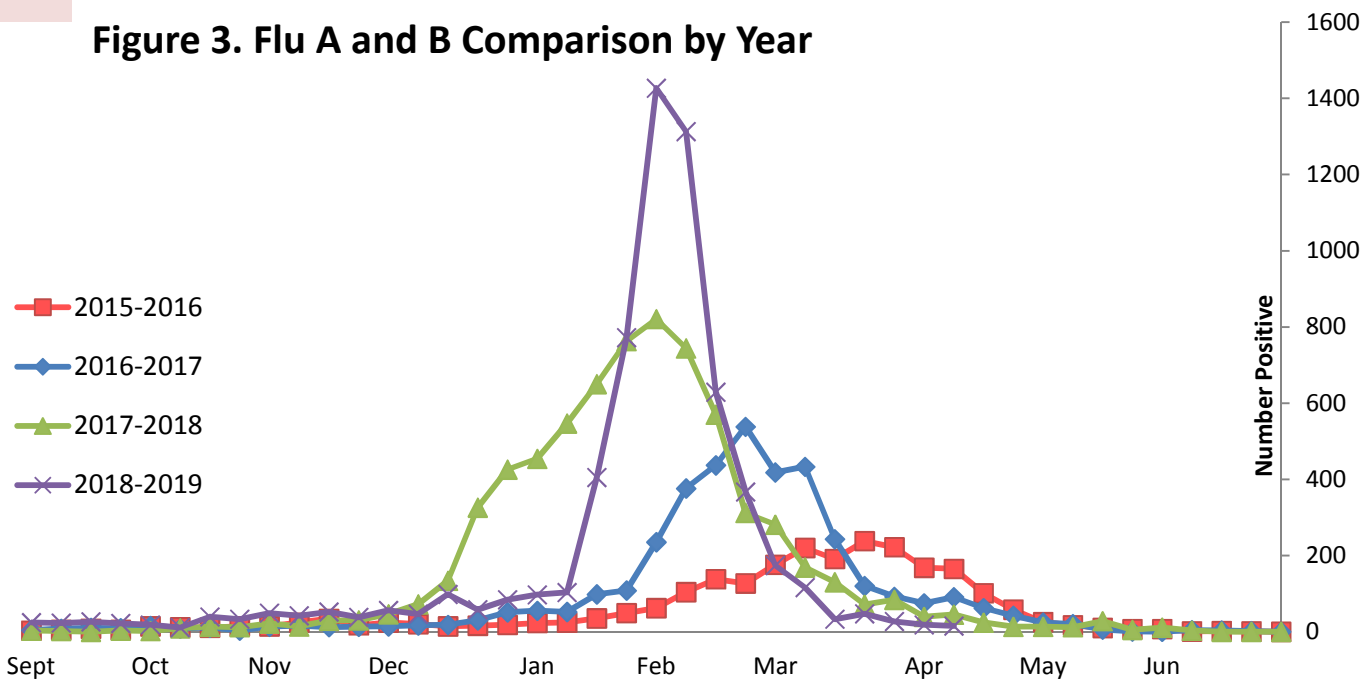
**Fig. 1 YTD Flu Testing By Percent**



**Fig. 2 YTD Flu A & B Comparison**

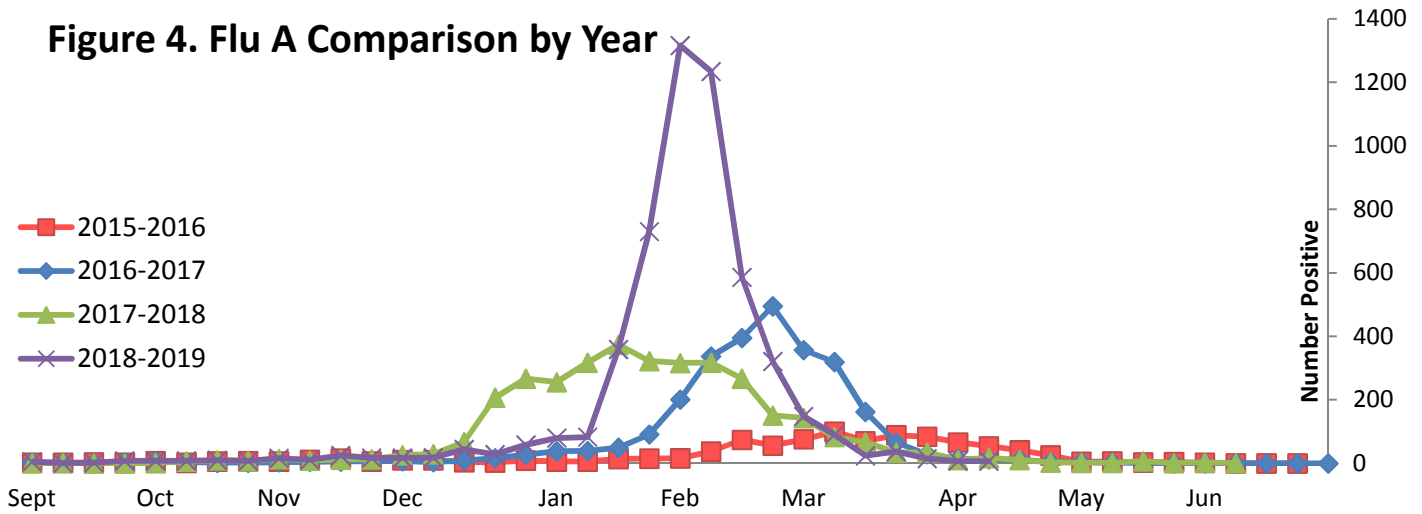


**Figure 3. Flu A and B Comparison by Year**

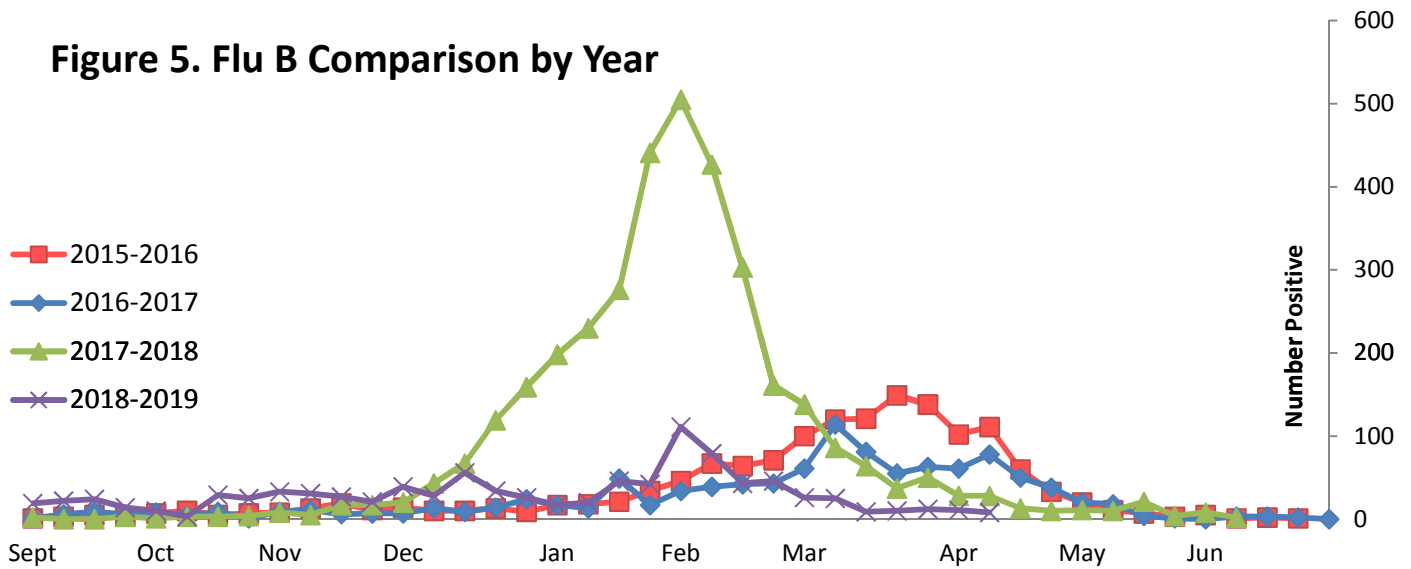


# Historical Trends

**Figure 4. Flu A Comparison by Year**



**Figure 5. Flu B Comparison by Year**



**Figure 6. ILI Comparison by Year**

