



**Public Health**  
Prevent. Promote. Protect.  
**Amarillo**

## City of Amarillo Bi-City/County Health District Flu Surveillance 2018-2019

Flu Season

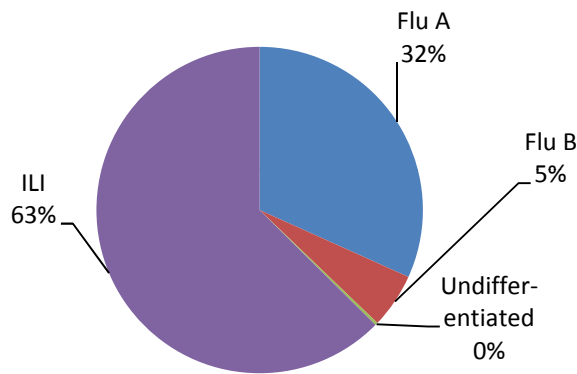
2018-2019

Week Ending	2/16	2/23	3/2	3/9	3/16	3/23	Season Total
MMWR Week	7	8	9	10	11	12	Total
Flu A	586	321	148	90	24	34	5289
Flu B	43	46	26	25	5	8	909
ILI*	641	570	437	357	220	230	10433
Undifferentiated**	1	0	0	1	0	1	42
<b>Weekly Totals</b>	1271	937	611	473	249	273	

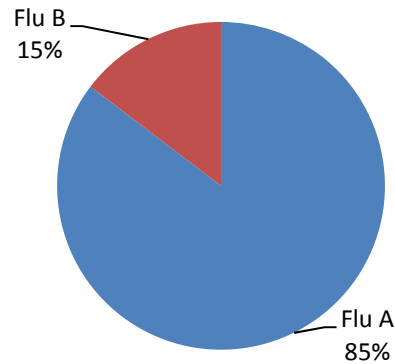
\*Influenza Like Illness (ILI) is defined as a patient with fever  $\geq 100^\circ$  F, cough and/or sore throat who is either not tested for flu or is negative on result.

\*\*Testing did not differentiate Flu A or Flu B.

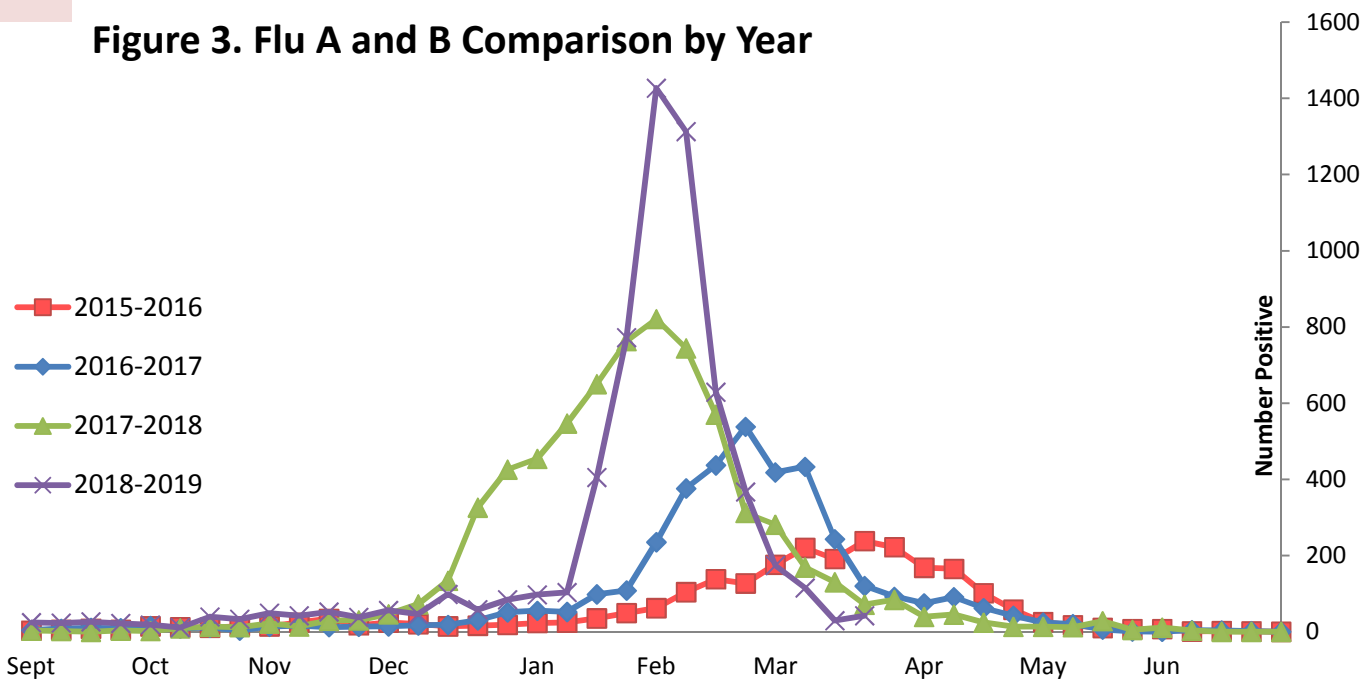
**Fig. 1 YTD Flu Testing By Percent**



**Fig. 2 YTD Flu A & B Comparison**

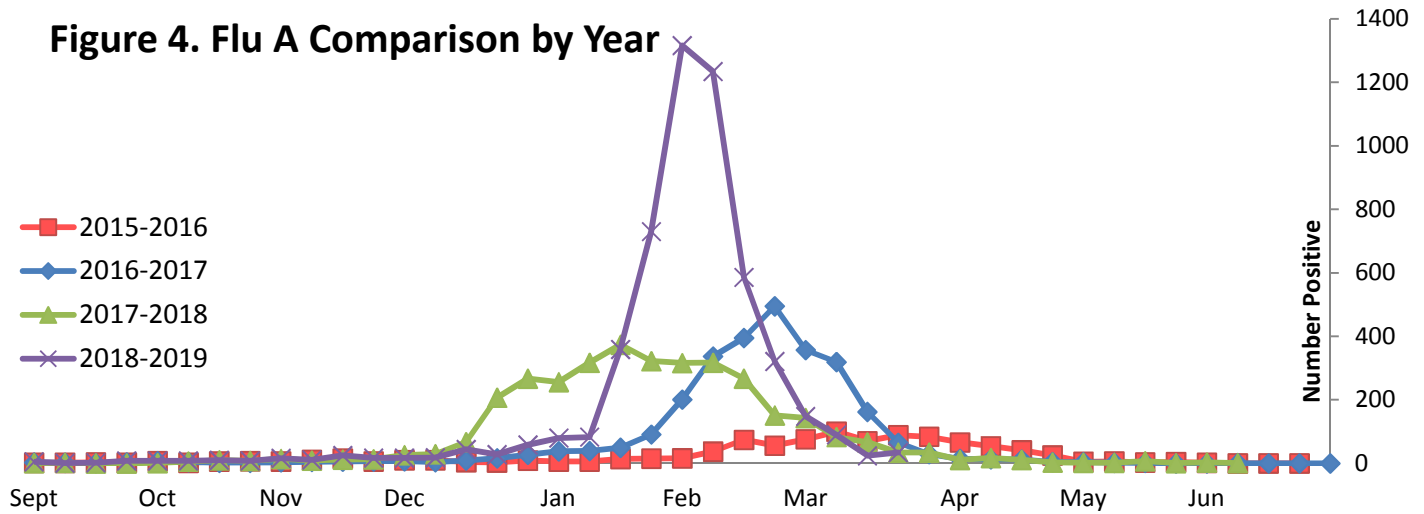


**Figure 3. Flu A and B Comparison by Year**

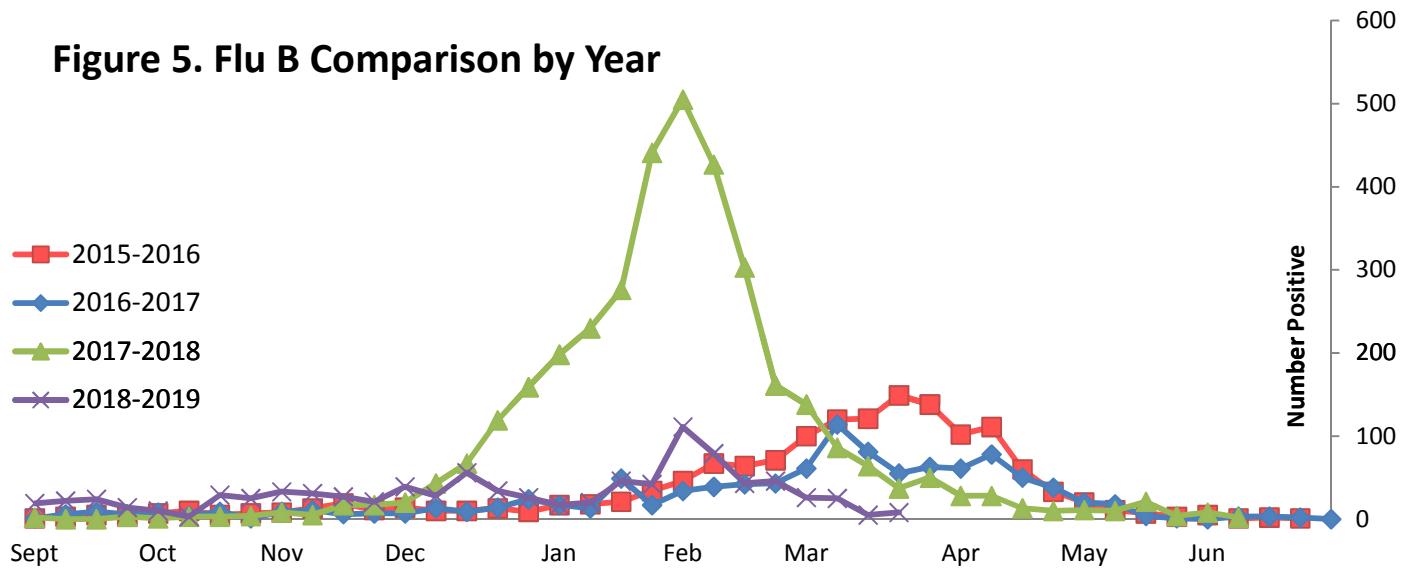


# Historical Trends

**Figure 4. Flu A Comparison by Year**



**Figure 5. Flu B Comparison by Year**



**Figure 6. ILI Comparison by Year**

