



**Public Health**  
Prevent. Promote. Protect.  
**Amarillo**

## City of Amarillo Bi-City/County Health District Flu Surveillance 2018-2019

Flu Season

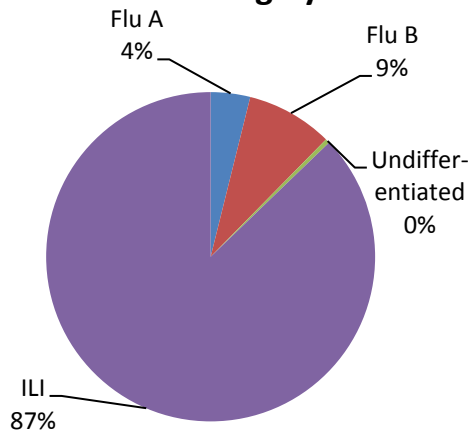
2017-2018

Week Ending	11/3	11/10	11/17	11/24	12/1	12/8	Season Total
<b>MMWR Week</b>	<b>44</b>	<b>45</b>	<b>46</b>	<b>47</b>	<b>48</b>	<b>49</b>	<b>Total</b>
<b>Flu A</b>	15	11	25	16	16	13	145
<b>Flu B</b>	32	31	27	20	37	26	318
<b>ILI*</b>	316	447	356	337	385	360	3265
<b>Undifferentiated**</b>	2	3	0	0	2	0	16
<b>Weekly Totals</b>	365	492	408	373	440	399	

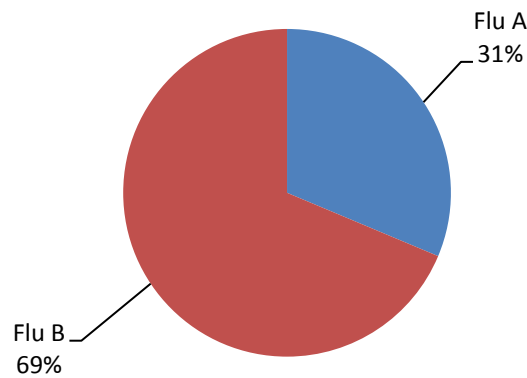
\*Influenza Like Illness (ILI) is defined as a patient with fever over 100° F, cough and/or sore throat who is either not tested for flu or is negative on result.

\*\*Testing did not differentiate Flu A or Flu B.

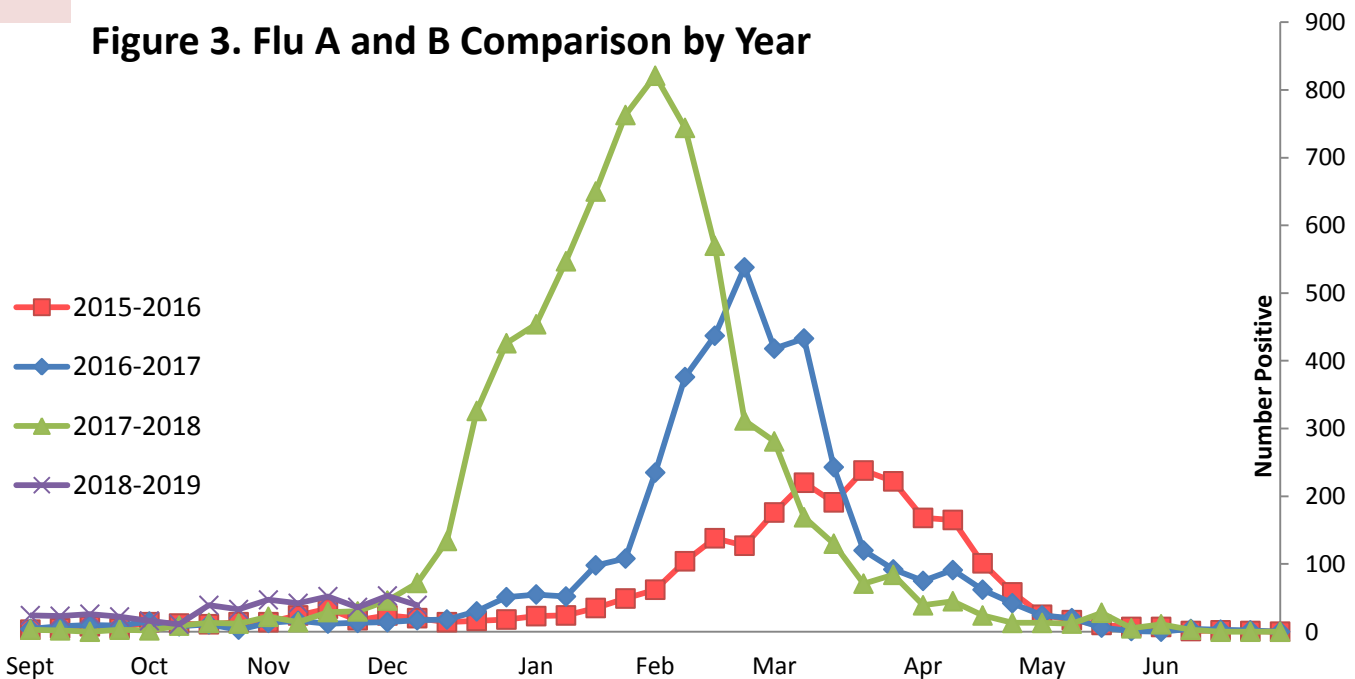
**Fig. 1 YTD Flu Testing By Percent**



**Fig. 2 YTD Flu A & B Comparison**

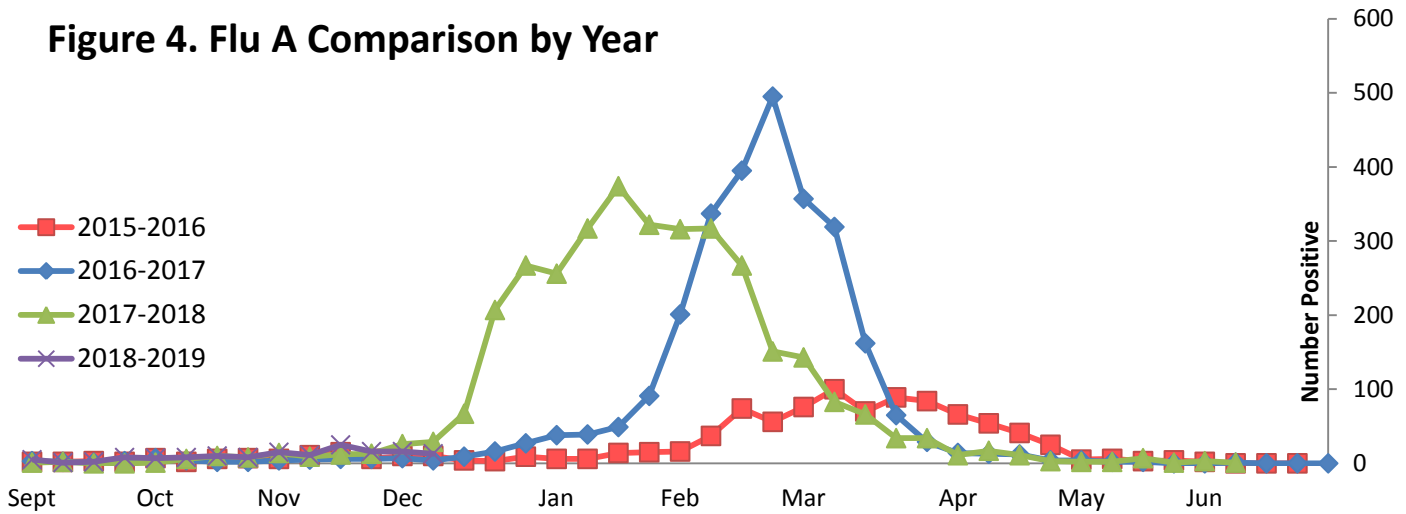


**Figure 3. Flu A and B Comparison by Year**

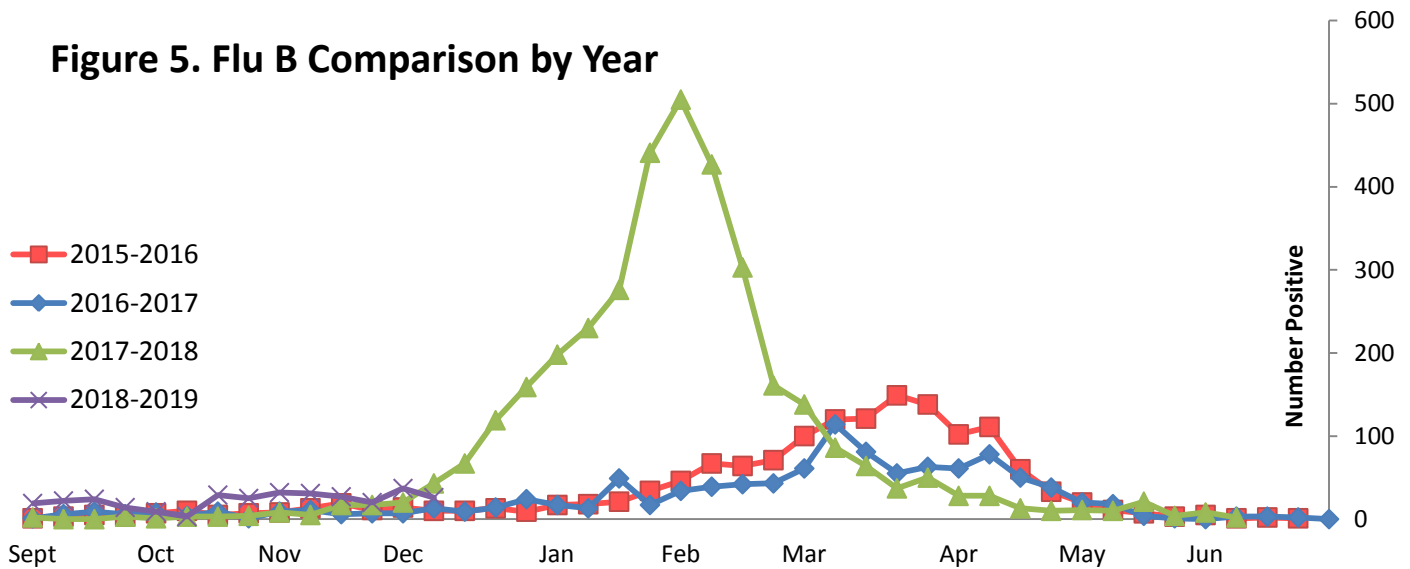


# Historical Trends

**Figure 4. Flu A Comparison by Year**



**Figure 5. Flu B Comparison by Year**



**Figure 6. ILI Comparison by Year**

