

## City of Amarillo Bi-City/County Health District Flu Surveillance 2018-2019



Flu Season

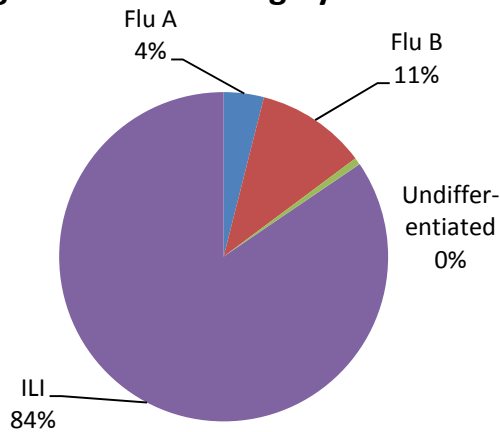
Week Ending	9/29	10/6	10/13	10/20	10/27	11/3	Season Total
<b>MMWR Week</b>	<b>39</b>	<b>40</b>	<b>41</b>	<b>42</b>	<b>43</b>	<b>44</b>	<b>Total</b>
<b>Flu A</b>	8	7	8	10	8	15	64
<b>Flu B</b>	14	9	3	29	25	31	176
<b>ILI*</b>	35	168	238	170	372	314	1372
<b>Undifferentiated**</b>	1	0	0	3	2	2	11
<b>Weekly Totals</b>	58	184	249	212	407	362	

\*Influenza Like Illness (ILI) is defined as a patient with fever over 100° F, cough and/or sore throat who is either not tested for flu or is negative on result.

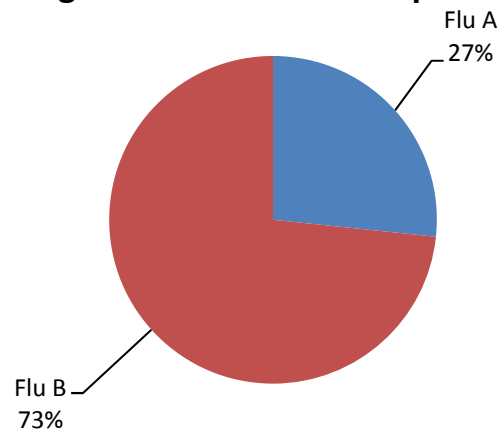
\*\*Testing did not differentiate Flu A or Flu B.

2017-2018

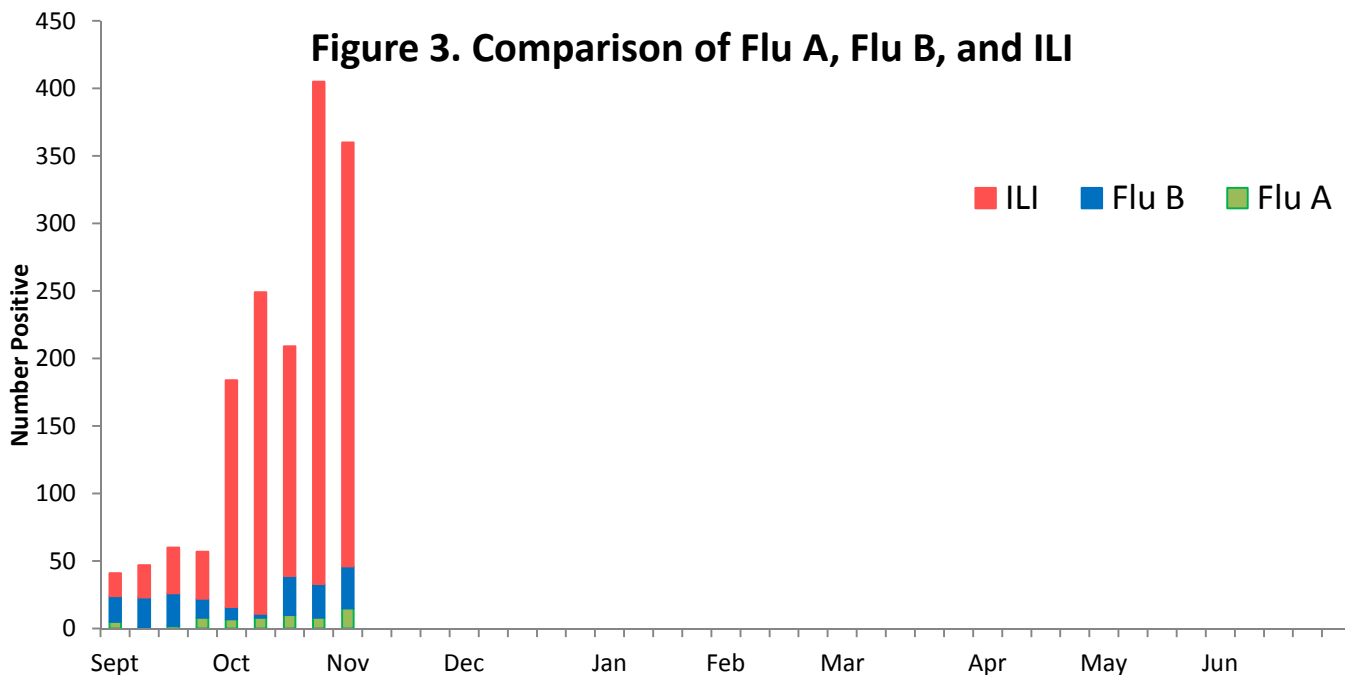
**Fig. 1 YTD Flu Testing By Percent**



**Fig. 2 YTD Flu A & B Comparison**

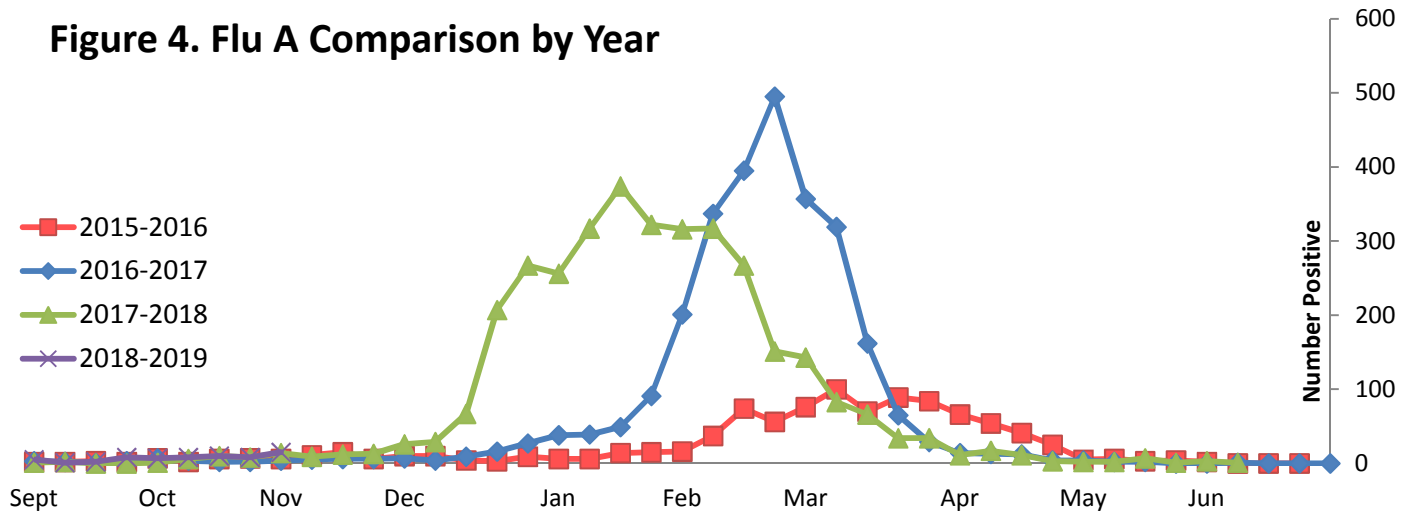


**Figure 3. Comparison of Flu A, Flu B, and ILI**

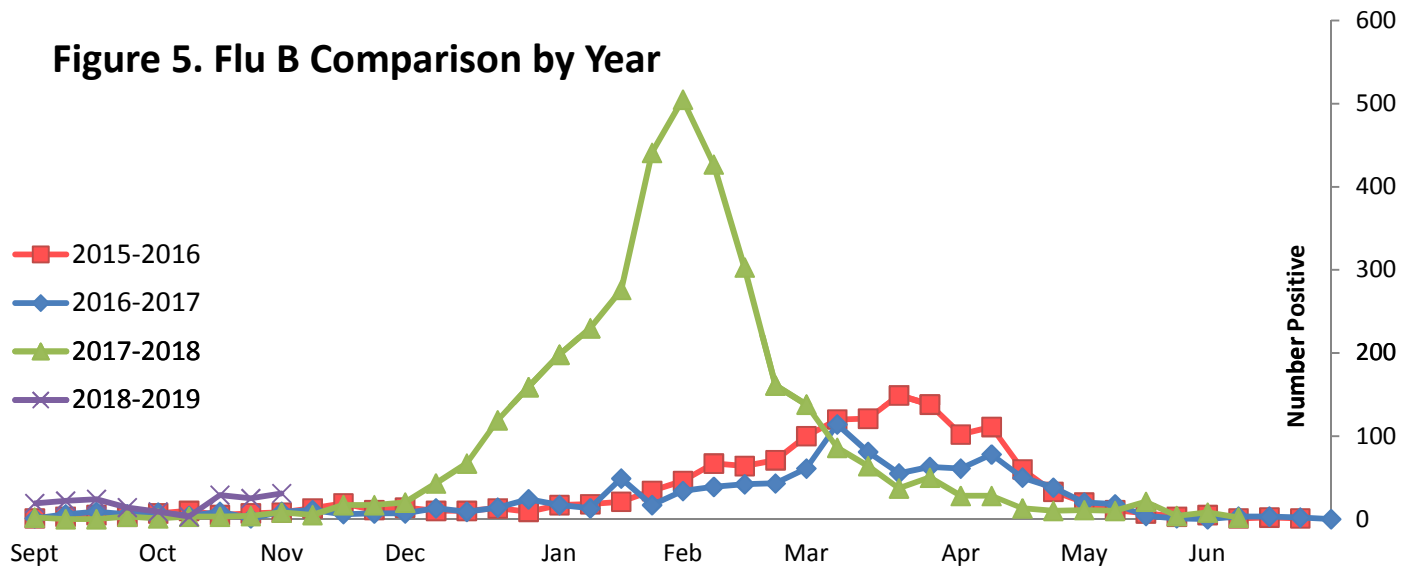


# Historical Trends

**Figure 4. Flu A Comparison by Year**



**Figure 5. Flu B Comparison by Year**



**Figure 6. ILI Comparison by Year**

