



City of Amarillo Bi-City/County Health District  
**Flu Surveillance**  
 2018-2019



**Public Health**  
 Prevent. Promote. Protect.

Flu Season

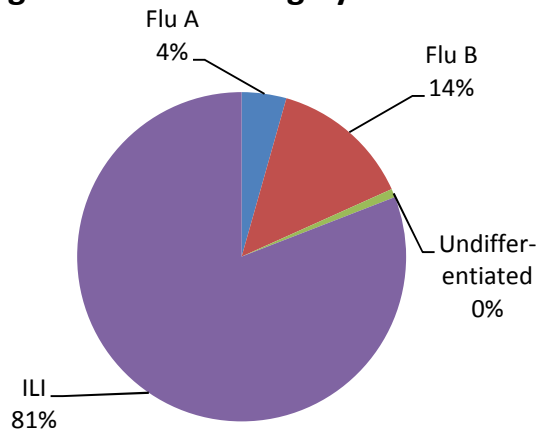
Week Ending	9/15	9/22	9/29	10/6	10/13	10/20	Season Total
<b>MMWR Week</b>	<b>37</b>	<b>38</b>	<b>39</b>	<b>40</b>	<b>41</b>	<b>42</b>	<b>Total</b>
<b>Flu A</b>	1	2	8	7	4	10	37
<b>Flu B</b>	22	24	14	9	2	27	117
<b>ILI*</b>	24	34	35	168	234	170	682
<b>Undifferentiated**</b>	0	1	1	0	0	3	7
							<b>Wk Total</b>
<b>Weekly Totals</b>	47	61	58	184	240	210	800

\*Influenza Like Illness (ILI) is defined as a patient with fever over 100° F, cough and/or sore throat who is either not tested for flu or is negative on result.

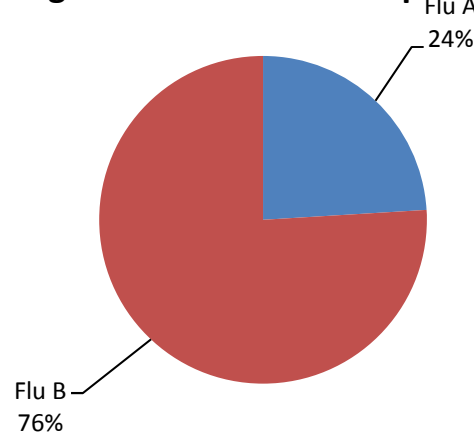
\*\*Testing did not differentiate Flu A or Flu B.

2017-2018

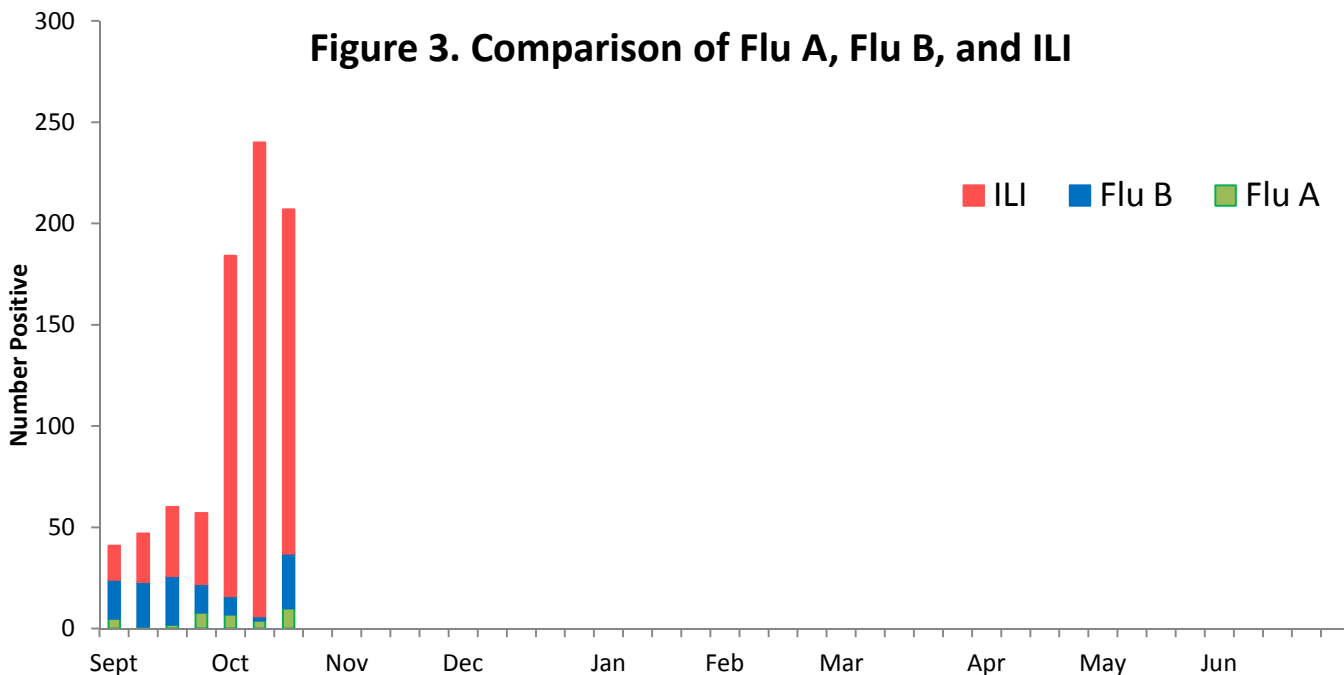
**Fig. 1 YTD Flu Testing By Percent**



**Fig. 2 YTD Flu A & B Comparison**

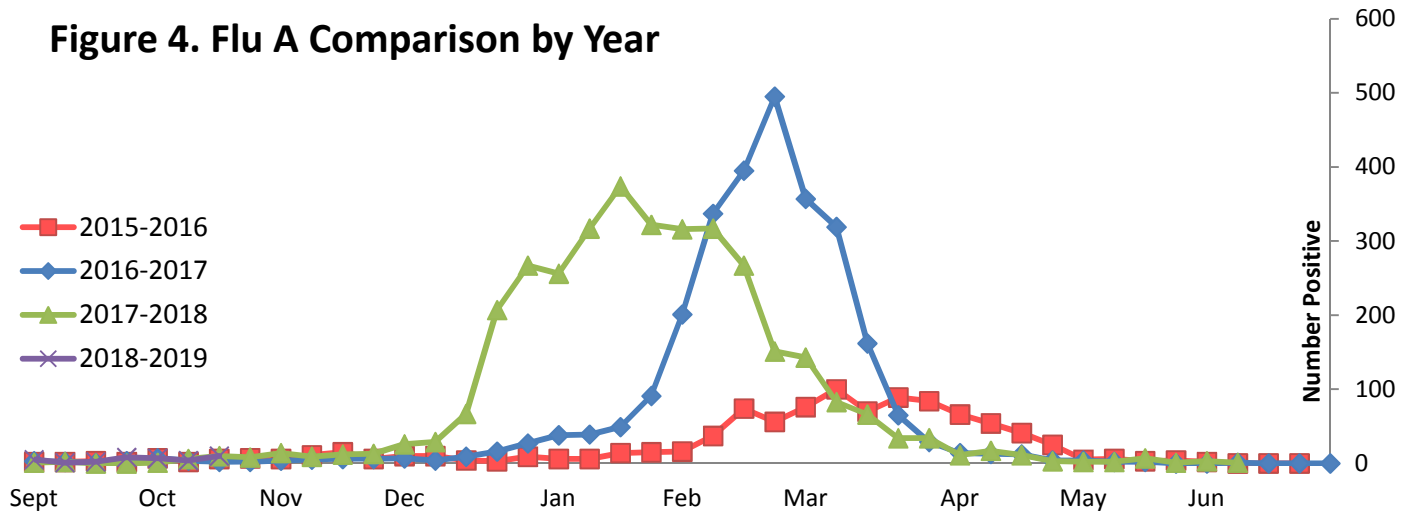


**Figure 3. Comparison of Flu A, Flu B, and ILI**

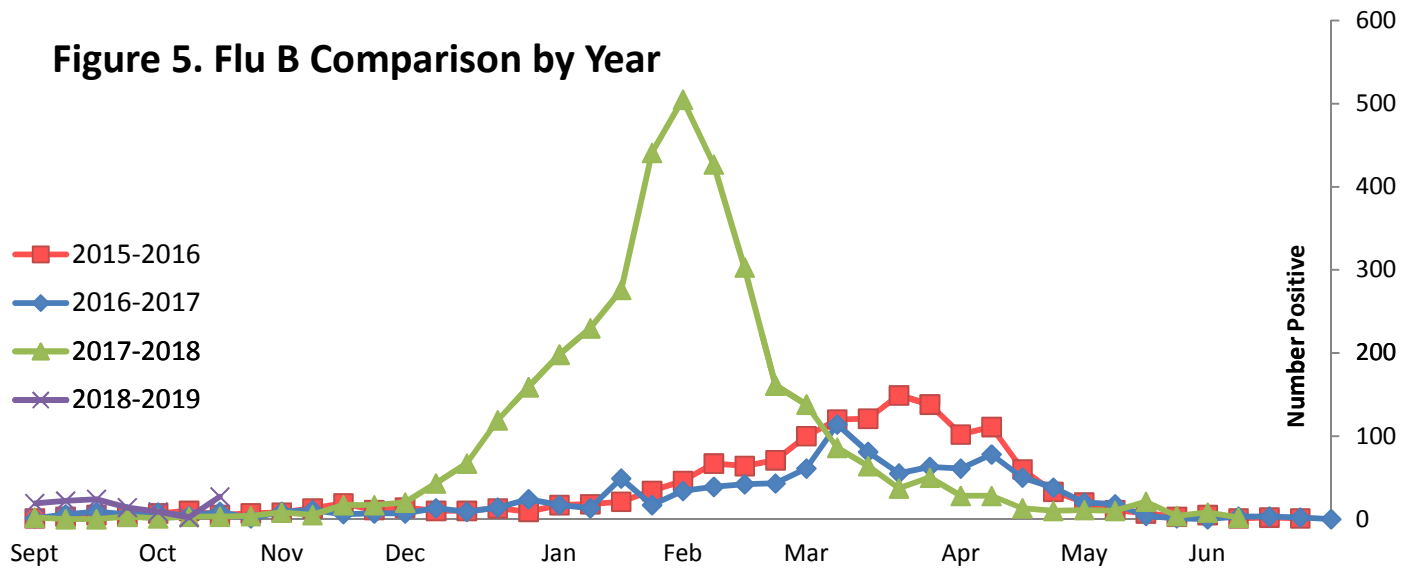


# Historical Trends

**Figure 4. Flu A Comparison by Year**



**Figure 5. Flu B Comparison by Year**



**Figure 6. ILI Comparison by Year**

