



City of Amarillo Bi-City/County Health District
Flu Surveillance
 2017-2018



Public Health
 Prevent. Promote. Protect.

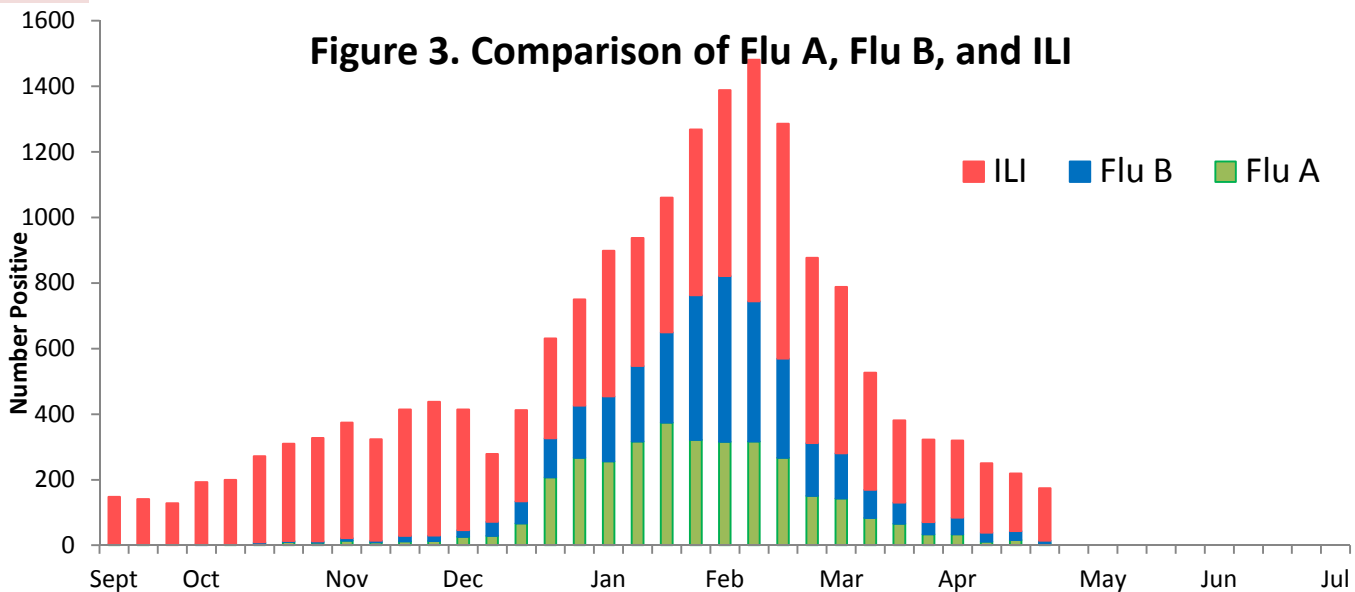
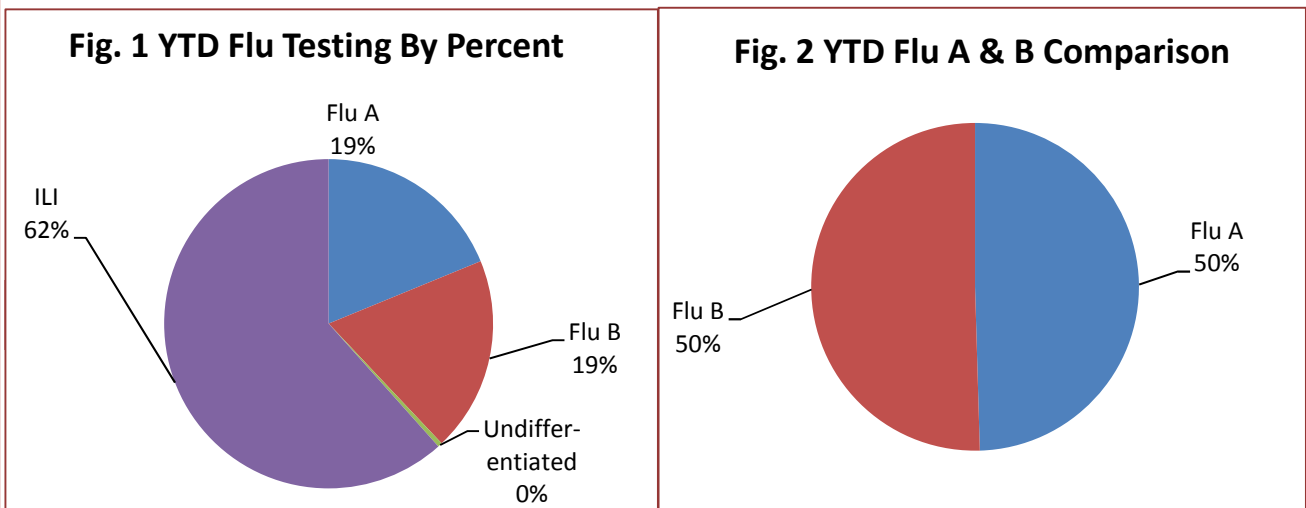
Flu Season

2017-2018

| Week Ending | 3/17 | 3/24 | 3/31 | 4/7 | 4/14 | 4/21 | |
|---------------------------|-----------|-----------|-----------|-----------|-----------|-----------|--------------|
| MMWR Week | 11 | 12 | 13 | 14 | 15 | 16 | Total |
| Flu A | 66 | 34 | 34 | 11 | 16 | 15 | 176 |
| Flu B | 64 | 37 | 50 | 28 | 27 | 26 | 232 |
| ILI* | 251 | 252 | 236 | 211 | 176 | 160 | 1286 |
| Undifferentiated** | 0 | 1 | 0 | 0 | 1 | 0 | 2 |
| Weekly Totals | 381 | 324 | 320 | 250 | 220 | 201 | 1696 |

*Influenza Like Illness (ILI) is defined as a patient with fever over 100° F, cough and/or sore throat who is either not tested for flu or is negative on result.

**Testing did not differentiate Flu A or Flu B.



Historical Trends

Figure 4. Flu A Comparison by Year

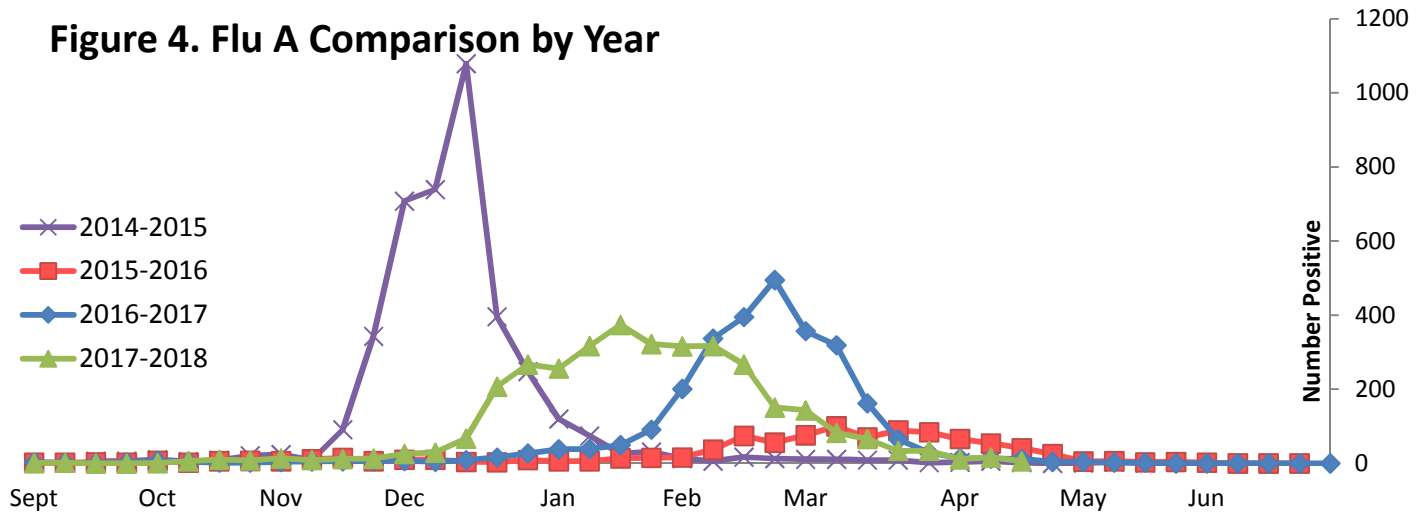


Figure 5. Flu B Comparison by Year

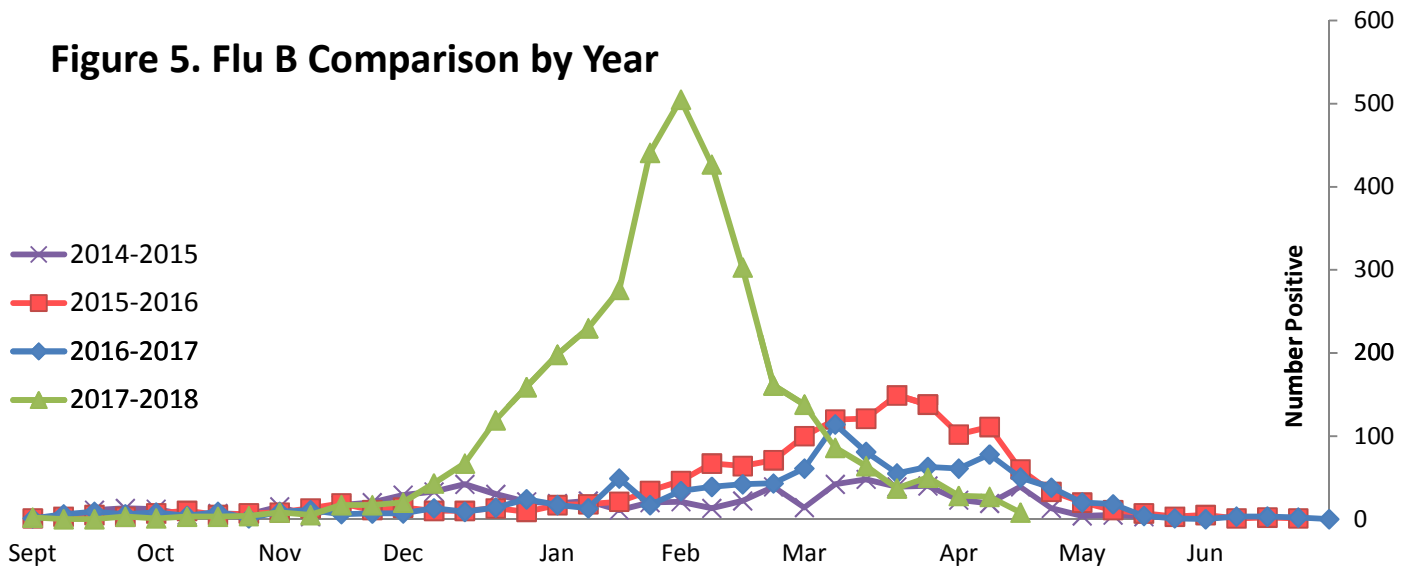


Figure 6. ILI Comparison by Year

