


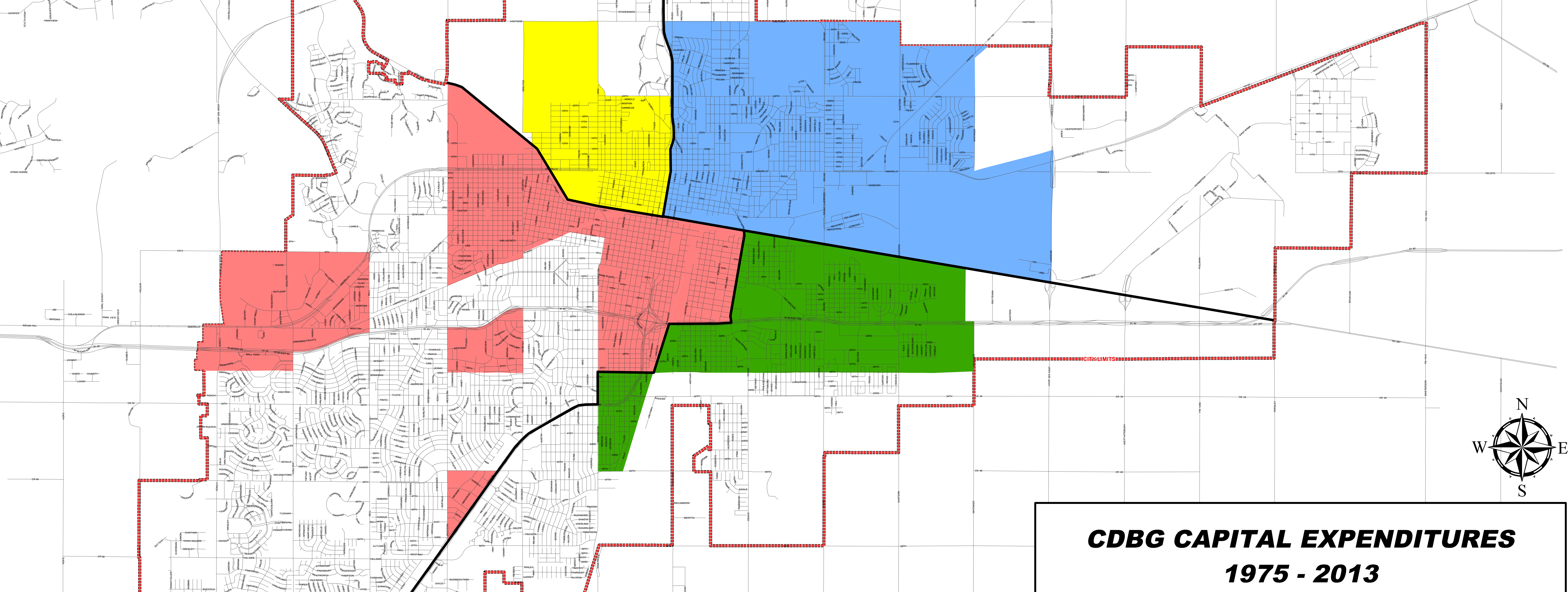
City of Amarillo

CDBG Target Area by Quadrant

2014





NORTHWEST AREA	
STREET PAVING	\$4,060,891
WATER/SEWER IMPROVEMENTS	\$1,168,315
PARK IMPROVEMENTS	\$1,075,242
HOUSING IMPROVEMENTS	\$3,352,303
NEIGHBORHOOD FACILITIES	\$1,936,753
DEMOLITION & CLEARANCE	\$406,071
RENTAL REHABILITATION	\$896,238
HOME BUYER ASSISTANCE	\$105,820
ADDI DOWNPAYMENT ASSISTANCE	\$0
CHDO ACTIVITIES	\$426,695
HOUSING REHABILITATION	\$249,984
OUTHER HOUSING	\$71,200
EXPENDITURES PER PERSON	\$3,276
% OF TOTAL EXPENDITURES	21%

NORTHEAST AREA	
STREET PAVING	\$3,720,232
WATER/SEWER IMPROVEMENTS	\$202,336
PARK IMPROVEMENTS	\$1,345,158
HOUSING IMPROVEMENTS	\$3,495,110
NEIGHBORHOOD FACILITIES	\$1,323,615
DEMOLITION & CLEARANCE	\$262,411
RENTAL REHABILITATION	\$237,505
HOME BUYER ASSISTANCE	\$1,530,752
ADDI DOWNPAYMENT ASSISTANCE	\$65,511
CHDO ACTIVITIES	\$133,573
HOUSING REHABILITATION	\$592,694
OUTHER HOUSING	\$0
EXPENDITURES PER PERSON	\$453
% OF TOTAL EXPENDITURES	20%



SOUTHWEST AREA	
STREET PAVING	\$4,008,824
WATER/SEWER IMPROVEMENTS	\$756,216
PARK IMPROVEMENTS	\$866,539
HOUSING IMPROVEMENTS	\$2,876,717
NEIGHBORHOOD FACILITIES	\$6,255,066
DEMOLITION & CLEARANCE	\$633,170
RENTAL REHABILITATION	\$1,696,103
HOME BUYER ASSISTANCE	\$1,109,768
ADDI DOWNPAYMENT ASSISTANCE	\$38,277
CHDO ACTIVITIES	\$988,328
HOUSING REHABILITATION	\$279,585
OUTHER HOUSING	\$295,468
EXPENDITURES PER PERSON	\$478
% OF TOTAL EXPENDITURES	30%

SOUTHEAST AREA	
STREET PAVING	\$6,044,431
WATER/SEWER IMPROVEMENTS	\$490,394
PARK IMPROVEMENTS	\$896,688
HOUSING IMPROVEMENTS	\$3,334,991
NEIGHBORHOOD FACILITIES	\$2,796,149
DEMOLITION & CLEARANCE	\$173,861
RENTAL REHABILITATION	\$55,996
HOME BUYER ASSISTANCE	\$1,359,817
ADDI DOWNPAYMENT ASSISTANCE	\$37,260
CHDO ACTIVITIES	\$377,141
HOUSING REHABILITATION	\$288,664
OUTHER HOUSING	\$0
EXPENDITURES PER PERSON	\$888
% OF TOTAL EXPENDITURES	24%

CDBG CAPITAL EXPENDITURES			
1975 - 2013			
	NORTHWEST	(4,197)*	\$13,749,512
	NORTHEAST	(28,509)*	\$12,908,897
	SOUTHEAST	(17,864)*	\$15,855,392
	SOUTHWEST	(41,421)*	\$19,804,061

*2010 CENSUS POP.