



City of Amarillo Bi-City/County Health District  
Flu Surveillance  
2017-2018



**Public Health**  
Prevent. Promote. Protect.

Flu Season

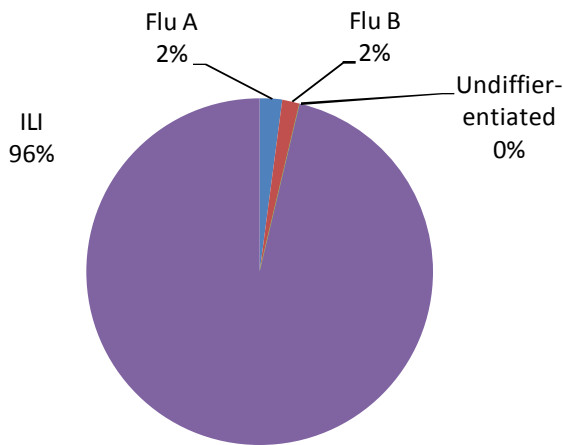
2017-2018

Week Ending	10/14	10/21	10/28	11/4	11/11	11/18	
<b>MMWR Week</b>	<b>41</b>	<b>42</b>	<b>43</b>	<b>44</b>	<b>45</b>	<b>46</b>	<b>Total</b>
<b>Flu A</b>	6	8	8	13	9	12	56
<b>Flu B</b>	3	3	4	8	5	17	40
<b>ILI*</b>	263	297	315	352	310	385	1922
<b>Undifferentiated**</b>	0	0	0	0	0	0	0
<b>Weekly Totals</b>	272	308	327	373	324	414	2018

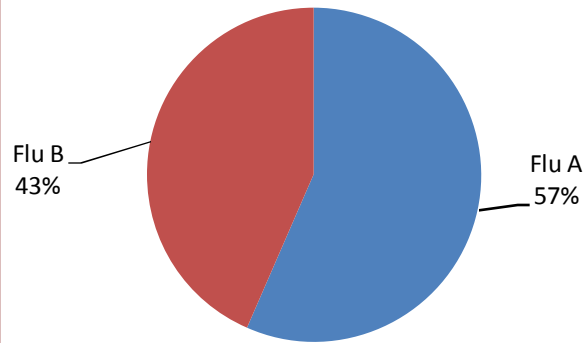
\*Influenza Like Illness (ILI) is defined as a patient with fever over 100° F, cough and/or sore throat who is either not tested for flu or is negative on result.

\*\*Testing did not differentiate Flu A or Flu B.

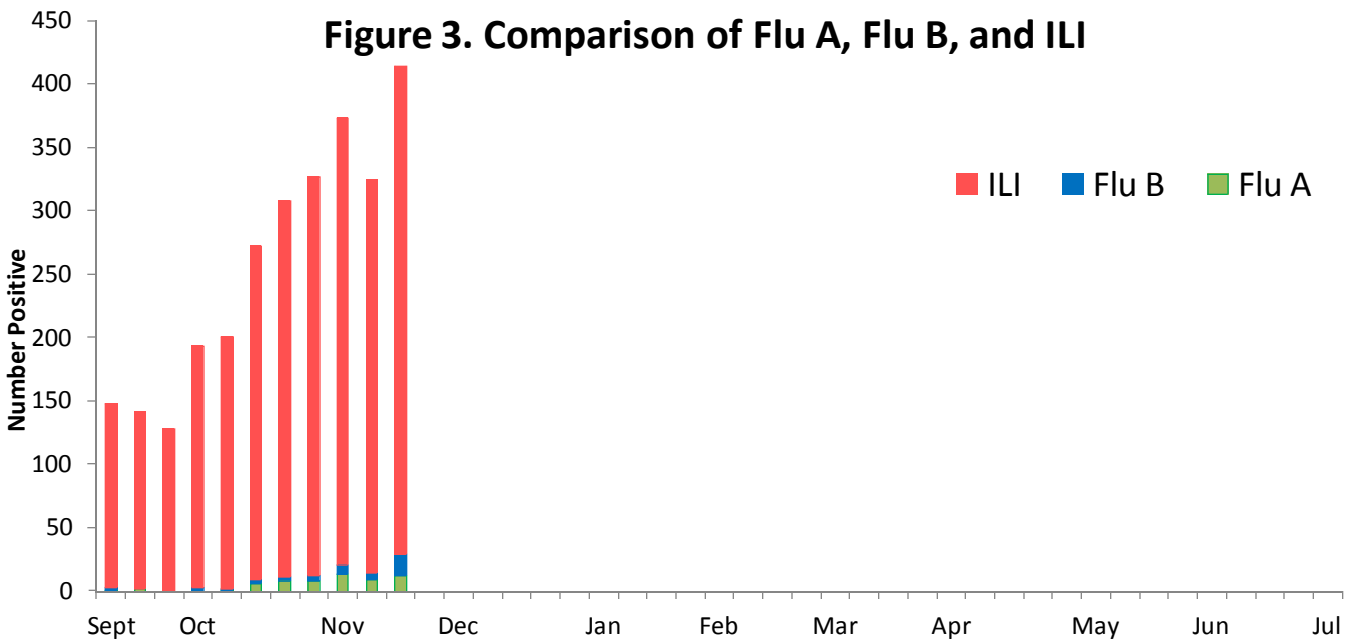
**Fig. 1 Flu Testing By Percent**



**Fig. 2 Flu A & B Comparison**

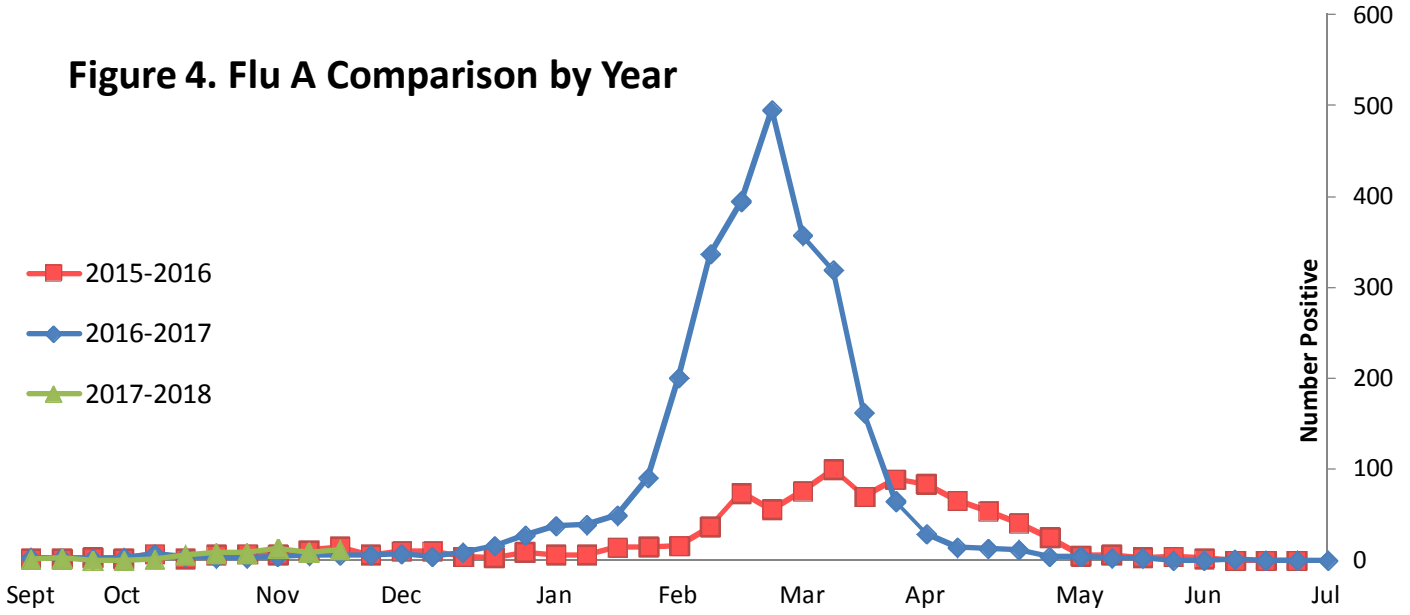


**Figure 3. Comparison of Flu A, Flu B, and ILI**

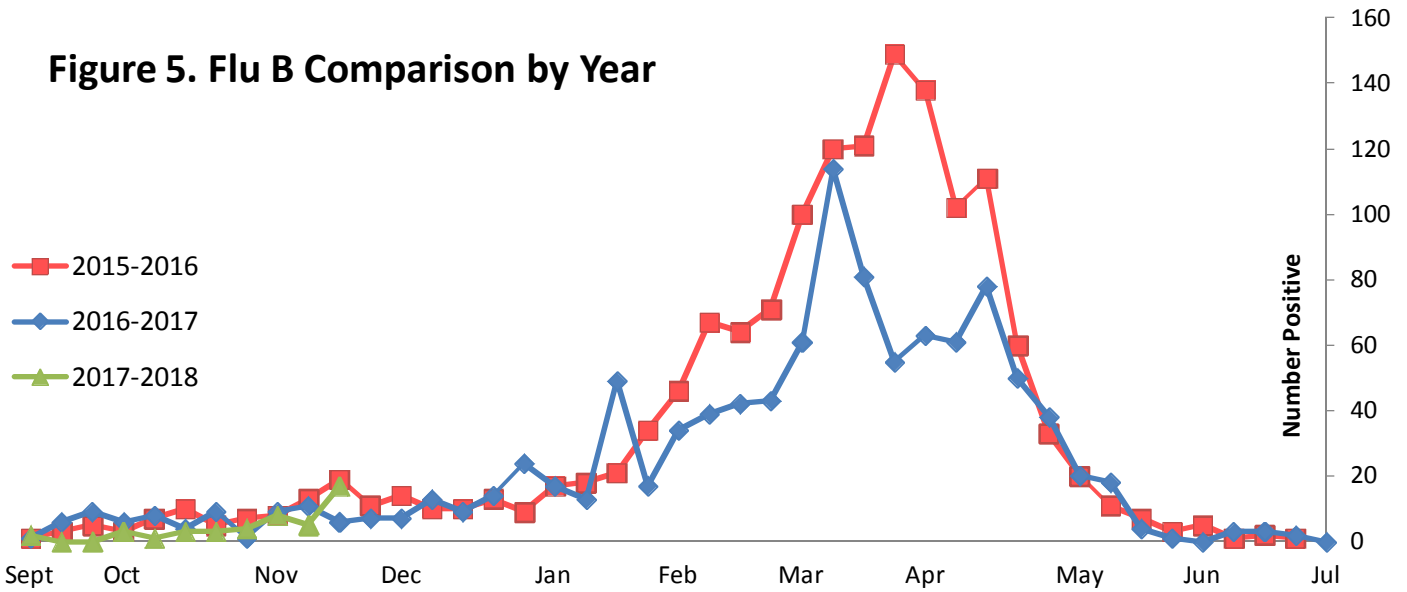


# Historical Trends

### Figure 4. Flu A Comparison by Year



### Figure 5. Flu B Comparison by Year



### Figure 6. ILI Comparison by Year

