



**City of Amarillo**  
Department of Building Safety

808 S. Buchanan St.  
Amarillo, TX 79105  
(806) 378-3041  
Fax (806) 378-3085  
Email

[building@amarillo.gov](mailto:building@amarillo.gov)

**Single Family Residence: Patio Cover / Carport**

This handout may **NOT** be used as construction plans if **ANY** of the following apply:

- The structure is to be attached to a manufactured home
- The footprint is closer than 5 feet to a property line
- The structure encroaches the front yard setback
- The roof exceeds 16 feet in total width
- The structure has a tile or concrete roof covering
- The structure has support posts which exceed 14 feet in height

**Instructions for use as Construction Plans:**

This handout is designed to be used as plans for projects as described. The requested information SHALL be included in order to facilitate plan review and expedite approval of your permit. Please read this handout thoroughly to determine if such may be applicable to your project.

Provide a permit application, a site plan (drawn with dimensions per example), and any additional information as required for your particular type of permit and signed pages of requested information from this handout.

- All lumber used is designed for Hem-fir #2 and Douglas Fir #2 or better
- The walls on the existing structure CANNOT be modified except resized headers
- The existing headers of dwelling must be resized to accommodate the additional loads or be designed as SELF-SUPPORTED if applicable.

**Patio Covers**

- The patio cover shall be considered a one-story structure being open on three (3) sides
- Is permitted to be used only for recreational outdoor living purposes and not designed to allow FUTURE ENCLOSED storage or habitable rooms

**Carports**

- The carport shall be considered a one-story structure and shall be open on not less than two (2) sides. Floor surfaces shall be of approved material (concrete or HMAC paving).
- Is permitted to be used only for vehicle parking and not designed to allow FUTURE ENCLOSED storage or habitable rooms

<p><b>Property Owner:</b></p> <hr/> <p><b>Submitted by:</b></p> <hr/>	<p style="text-align: center;"><u>Official Use Only</u></p> <p style="text-align: center;">VOID WITHOUT APPROVAL STAMP</p>
---	--

**This design may be used at the owners risk as a minimum design in lieu of specific construction plans and engineering design furnished by the owner.**

Final approval is subject to field inspection and compliance with all relevant codes, laws and ordinances. Requirements on this handout based on 2015 IRC codes.



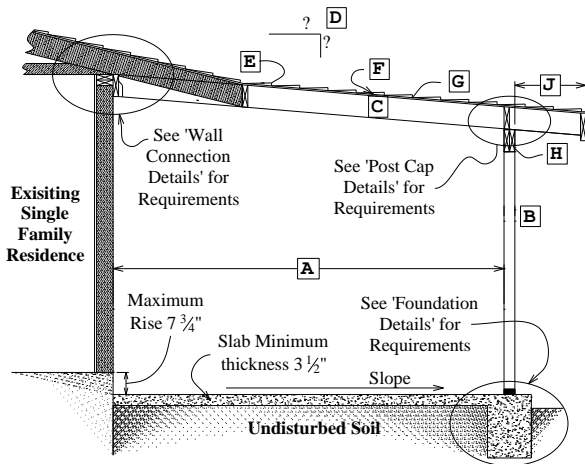
# City of Amarillo

## Department of Building Safety

808 S. Buchanan St.  
 Amarillo, TX 79105  
 (806) 378-3041  
 Fax (806) 378-3085  
 Email  
[building@amarillo.gov](mailto:building@amarillo.gov)

### Single Family Residence: Patio Cover / Carport

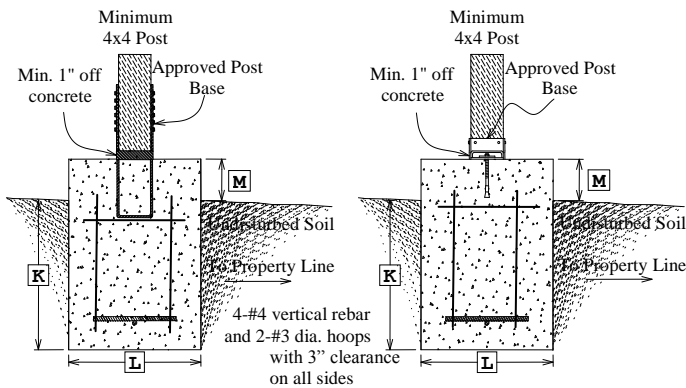
#### Sectional



Size	Notes
A	Span
B	Post Size – Min. 4x4 Spacing O.C. - Min. based on 20 psf snow loads
C	Rafter Size Spacing O.C. - Min. based on 20 psf snow loads
D	Slope – Minimum 1:12 – see note
E	Roofing Material
F	Underlayment – 2 layers 15# felt minimum
G	Sheathing – Min. ½" OSB or Plywood – see note
H	Beam – from 'Roof Beam Charts'
J	Cantilever - Max. 24"

#### Notes

- Use snow load handout/chart to determine framing member sizes
- Overhang can be no closer than 3 feet from property line
- All Beam splices must occur over post with minimum 1½" bearing
- Roofing to be installed per manufacturer's instructions
- Asphalt shingles not allowed with slopes less than 2:12



#### Foundation Details

**Post Base:** \_\_\_\_\_  
(specific type)

Size	Notes
K	24" minimum
L	12" minimum
M	Min. 8" without pressure-preservative treated post

#### Notes

If post bases are not utilized, pressure-preservative posts can be embedded in concrete with 3" clearance from soil at bottom of pier.

**Property Owner:**

\_\_\_\_\_

**Submitted by:**

\_\_\_\_\_

**Official Use Only**

VOID WITHOUT APPROVAL STAMP

**This design may be used at the owners risk as a minimum design in lieu of specific construction plans and engineering design furnished by the owner.**

Final approval is subject to field inspection and compliance with all relevant codes, laws and ordinances. Requirements on this handout based on 2015 IRC codes.



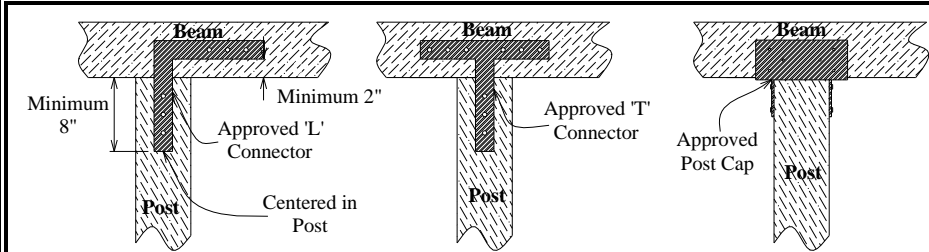
# City of Amarillo

## Department of Building Safety

808 S. Buchanan St.  
 Amarillo, TX 79105  
 (806) 378-3041  
 Fax (806) 378-3085  
 Email

[building@amarillo.gov](mailto:building@amarillo.gov)

### Single Family Residence: Patio Cover / Carport

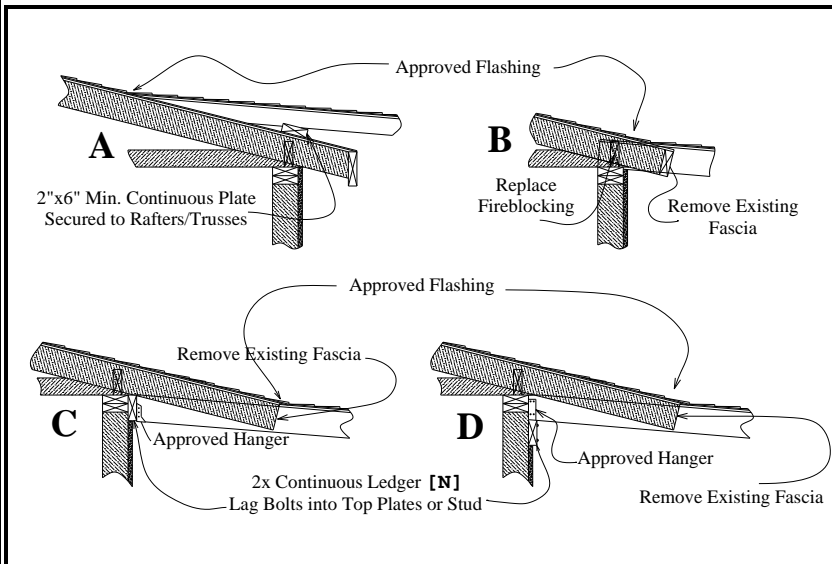


### Post Cap Details

Post Cap: \_\_\_\_\_  
(specific type)

#### Notes

- All fasteners/materials shall be installed per manufacturer's instructions
- Solid blocking required between all rafters
- In lieu of mechanical hardware, beams must be mechanically fastened with approved fasteners.



### Roof / Wall Connection Details

Connection:  A  B  C  D

	Size	Notes
<b>N</b>		Ledger - 2x8 Minimum

#### Notes

- All fasteners, materials and flashing shall be installed per manufacturer instructions
- 18" minimum lap underlayment or metal flashing at change of slope
- Ledger lag bolts min. 1/2"x5" and staggered 16" O.C. with two at end splices
- Ledger material to be same depth as rafters – 2x8 minimum
- Remove wall veneer for direct attachment of ledger
- Remove roof material for direct attachment to roof decking (Roof Connection "A").

Property Owner:

\_\_\_\_\_

Submitted by:

\_\_\_\_\_

Official Use Only

VOID WITHOUT APPROVAL STAMP

This design may be used at the owners risk as a minimum design in lieu of specific construction plans and engineering design furnished by the owner. Final approval is subject to field inspection and compliance with all relevant codes, laws and ordinances. Requirements on this handout based on 2015 IRC codes.